



P.O. number:* _____ Date: _____

Company Name:* _____ Phone:* _____

Ordered by:* _____

Clinician/ATP/RTS: _____

Email: _____

Marked for: _____

Ship to:* _____

Name: _____

Address: _____

City: _____ Prov: _____

Postal Code: _____

Phone: _____

* Required APMA040 English Manual (STD) APMA041 Manuel Français Taxes not included

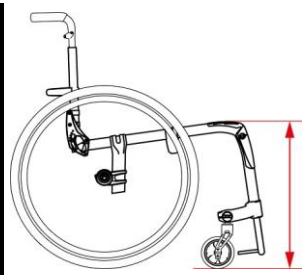
MODEL					
1	APWC11	Ultralight Aluminum APEX Rigid Wheelchair (265 lb weight limit)	Tripple-butted aluminum frame / Aluminum back canes and back rigidizer / Aluminum seat rigidizer / Ultralight carbon fiber camber tube and rear frame rigidizer	WM0001305	\$3 595 <input type="checkbox"/>
2	APWC12	Apex Carbon fiber frame upgrade	Ultralight carbon fiber frame, back canes, back rigidizer, seat rigidizer, camber tube and rear frame rigidizer.		\$900 <input type="checkbox"/>

SEAT WIDTH					
3	APSW	Seat width: 12" <input type="checkbox"/> 13" <input type="checkbox"/> 14" <input type="checkbox"/> 15" <input type="checkbox"/> 16" <input type="checkbox"/> 17" <input type="checkbox"/> 18" <input type="checkbox"/>			NC <input type="checkbox"/>
4	APSW	Seat width: 19" <input type="checkbox"/> 20" <input type="checkbox"/>		WAMA	\$338 <input type="checkbox"/>

SEAT DEPTH					
5	APSD	Seat depth: 12" <input type="checkbox"/> 13" <input type="checkbox"/> 14" <input type="checkbox"/> 15" <input type="checkbox"/> 16" <input type="checkbox"/> 17" <input type="checkbox"/> 18" <input type="checkbox"/>			NC <input type="checkbox"/>
6	APSD	Seat depth: 19" <input type="checkbox"/> 20" <input type="checkbox"/>		WAMB	\$255 <input type="checkbox"/>

FRAME LENGTH					
7	APSP01	Standard frame length configuration			STD <input type="checkbox"/>
8	APSP02	Frame length 1" longer than standard configuration			NC <input type="checkbox"/>
9	APSP03	Frame length 2" longer than standard configuration			NC <input type="checkbox"/>
10	APSP04	Frame length 1" shorter than standard configuration			NC <input type="checkbox"/>
11	APSP05	Frame length 2" shorter than standard configuration			NC <input type="checkbox"/>

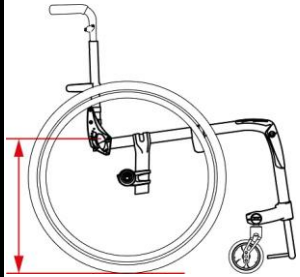
FRONT Seat-to-floor height		
Caster sizes	Height available +- 1/4"	Specify desired height: _____ (inches)
3" Caster	14" to 21"	
4" Caster	14.5" to 21"	
5" Caster	15.5" to 21"	
6" Caster	16.5" to 21" (N/A with 90° front frame)	



CASTERS							
12	APCA01	Composite wheel w/ PU tire (1" width)	3" <input type="checkbox"/> 4" <input type="checkbox"/> 5" <input type="checkbox"/> 6" <input type="checkbox"/>				NC <input type="checkbox"/>
13	APCA10	Pneumatic casters 6" x 1 1/4"					\$160 <input type="checkbox"/>
14	APCA14	Newton UltraCaster <i>Soft-Roll</i> Composite	4" x 1 1/2 "				\$98 <input type="checkbox"/>
15	APCA15		5" x 1 1/2 "				\$98 <input type="checkbox"/>
16	APCA16		6" x 1 1/2 "				\$98 <input type="checkbox"/>
17	APCA17		4" x 1 1/2 "				\$175 <input type="checkbox"/>
18	APCA18	Newton UltraCaster <i>Soft-Roll</i> Aluminum	5" x 1 1/2 "				\$185 <input type="checkbox"/>
19	APCA19		6" x 1 1/2 "				\$195 <input type="checkbox"/>

REAR Seat-to-floor height

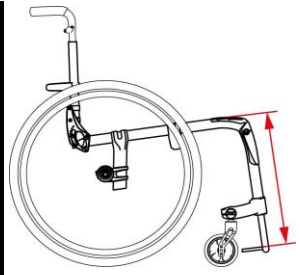
Wheel sizes	Height available +- 1/4"	Specify desired height: _____ (inches)
20" wheel	14" to 17.5"	
22" wheel	14" to 18.5"	
24" wheel	15" to 19.5"	
25" wheel	15.5" to 20"	
26" wheel	16" to 20"	



FRONT FRAME ANGLE						
20	APFA70	70° Front frame angle				NC <input type="checkbox"/>
21	APFA75	75° Front frame angle				NC <input type="checkbox"/>
22	APFA80	80° Front frame angle				NC <input type="checkbox"/>
23	APFA85	85° Front frame angle				NC <input type="checkbox"/>
24	APFA90	90° Front frame angle				NC <input type="checkbox"/>

Seat upholstery to footrest length

12" to 19"	Specify desired length: _____ (inches) <i>Required</i>



Footrest width / Taper selection (circle selection)

Seat Width	Straight	1" Taper	2" Taper	
Outside Measurement	2 1/2" Narrower than Seat Width	4 1/2" Narrower than Seat Width	6 1/2" Narrower than Seat Width	
12"	9.5"	7.5"		
13"	10.5"	8.5"		
14"	11.5"	9.5"		
15"	12.5"	10.5"		
16"	13.5"	11.5"	9.5"	
17"	14.5"	12.5"	10.5"	
18"	15.5"	13.5"	11.5"	
19"	16.5"	14.5"	12.5"	
20"	17.5"	15.5"	13.5"	

Note: higher than 20" Front STFH will reduce the footrest width up to 1" with a 2" taper

FOOTPLATES					
25	APFP12	Tubular open loop ¹		STD	<input type="checkbox"/>
26	APFP13	Tubular with ABS cover		\$40	<input type="checkbox"/>
27	APFP03	Newton adjustable angle - Aluminum	WAMJ / SEFND0015	\$98	<input type="checkbox"/>
28	APFP04	Newton adjustable angle - Carbon fiber <i>(with rubber inserts)</i>	WAMJ / SEFND0015	\$198	<input type="checkbox"/>
29	APFP14	Flip back, adjustable angle aluminum	WAMJ / SEFND0015	\$230	<input type="checkbox"/>
30	APFP15	Flip back, adjustable angle carbon fiber	WAMJ / SEFND0015	\$335	<input type="checkbox"/>
31	APFP16	2" riser <i>(only available with aluminum angle adjustable footplate)</i>	SEFND0030	\$160	<input type="checkbox"/>

1: Not available on all non tapered frames; Only available with 1 inch taper with seat width 17" and greater; Not available with 2 inch taper.

CALF STRAPS					
32	APFP09	Calf strap	SEFND0010	\$52	<input type="checkbox"/>
33	APFP30	Bodypoint Aeromesh Padded calf strap	New SEFND0010	\$129	<input type="checkbox"/>

FOLD DOWN BACKREST					
34	APBC20	Locking backrest		STD	<input type="checkbox"/>
35	APBC21	Ultralight non locking backrest (not locking in upright and down position)		\$98	<input type="checkbox"/>

Back canes fixed height Without push handle

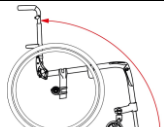
ADJUSTABLE ANGLE FOLD DOWN BACKREST										
36	APBC	Fixed height without push handle	(30) 9" <input type="checkbox"/>	(31) 9.5" <input type="checkbox"/>	(32) 10" <input type="checkbox"/>	(33) 10.5" <input type="checkbox"/>	(34) 11" <input type="checkbox"/>	NC	<input type="checkbox"/>	
		(35) 11.5" <input type="checkbox"/>	(36) 12" <input type="checkbox"/>	(37) 12.5" <input type="checkbox"/>	(38) 13" <input type="checkbox"/>	(39) 13.5" <input type="checkbox"/>	(40) 14" <input type="checkbox"/>			(41) 14.5" <input type="checkbox"/>
		(42) 15" <input type="checkbox"/>	(43) 15.5" <input type="checkbox"/>	(44) 16" <input type="checkbox"/>	(45) 16.5" <input type="checkbox"/>	(46) 17" <input type="checkbox"/>	(47) 17.5" <input type="checkbox"/>			(48) 18" <input type="checkbox"/>
		(49) 18.5" <input type="checkbox"/>	(50) 19" <input type="checkbox"/>	(51) 19.5" <input type="checkbox"/>	(52) 20" <input type="checkbox"/>	(53) 20.5" <input type="checkbox"/>	(54) 21" <input type="checkbox"/>			

Back canes, height and angle adjustable, with option

ADJUSTABLE ANGLE BACK					
37	APBC	Straight back canes		NC	<input type="checkbox"/>
		(22) 9 - 12" <input type="checkbox"/>	(23) 12 - 15" <input type="checkbox"/>	(24) 15 - 18" <input type="checkbox"/>	(25) 18 - 21" <input type="checkbox"/>

Set height to: *

(in increments of 1/2", measured from seat sling to top of back upholstery)
* If not indicated, default height setting is at the lowest position

38		Select back cane angle: ¹	101° <input type="checkbox"/>	99° <input type="checkbox"/>	96° <input type="checkbox"/>	93° <input type="checkbox"/>	90° <input type="checkbox"/>	87° <input type="checkbox"/>	83° <input type="checkbox"/>	80° <input type="checkbox"/>		STD	<input type="checkbox"/>
----	--	--------------------------------------	-------------------------------	------------------------------	------------------------------	-------------------------------------	------------------------------	------------------------------	------------------------------	------------------------------	--	-----	--------------------------

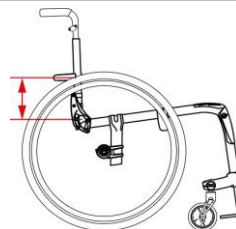
1) If not indicated default angle setting is at 93°

* If not indicated, default height setting is at the lowest position

PUSH HANDLE OPTION					
39	APPH01	Push handles		STD	<input type="checkbox"/>
40	APPH05	Fold down push handles		New \$150	<input type="checkbox"/>
41	APPH06	Clamp on height adjustable push handle ²	9 - 20" <input type="checkbox"/>	STD 9-23" <input type="checkbox"/>	New \$325
42	APPH02	Without push handles		NC	<input type="checkbox"/>

2 - Not compatible with swing away armrests

BACKRESTS OPTIONS					
43	APBC57	Standard 3 inch deep rigidizer bar		STD	<input type="checkbox"/>
44	APBC55	Four inch deep Aluminum rigidizer bar		NC	<input type="checkbox"/>
45	APBC56	Depth adjustable back <i>(provides 3" of depth adjustment)</i>		\$245	<input type="checkbox"/>
46	APBC88	Custom height rigidizer bar set at _____ (inches) <i>Measured from the top of the seat sling to the center of the rigidizer - standard height is 5.5" Lowest position is 4.25"</i>		\$125	<input type="checkbox"/>



BACK UPHOLSTERY					
47	APBH03	Slip-on Syntech-Suede back upholstery		NC	<input type="checkbox"/>
48	APBH04	Adjustable tension Syntech-Suede back upholstery	WAMD/WAME	\$245	<input type="checkbox"/>
49	APBH99	Omit Back upholstery		STD	<input type="checkbox"/>
RIGID BACK					
50		nXt back series (See nXt back pricelist)		See price list	

SEAT CUSHION									
51	APSC01	2" Cushion						\$175	<input type="checkbox"/>
52	APSC02	3" Cushion						\$195	<input type="checkbox"/>
53		nXt FIT cushion series (See nXt FIT pricelist)						See price list	<input type="checkbox"/>

REAR WHEELS														
54	APRW01	Mag ¹	20" <input type="checkbox"/>	22" <input type="checkbox"/>	24" <input type="checkbox"/>			\$129	<input type="checkbox"/>					
55	APRW02	Newton One - spoke wheel	20" <input type="checkbox"/>	22" <input type="checkbox"/>	24" <input type="checkbox"/>			STD	<input type="checkbox"/>					
56	APRW03	Newton Gravity - ultralight wheel	20" <input type="checkbox"/>	22" <input type="checkbox"/>	24" <input type="checkbox"/>	25" <input type="checkbox"/>	26" <input type="checkbox"/>	\$360	<input type="checkbox"/>					
57	APRW04	Spinergy Spox		22" <input type="checkbox"/>	24" <input type="checkbox"/>	25" <input type="checkbox"/>	26" <input type="checkbox"/>	\$800	<input type="checkbox"/>					
58		Spinergy Spox spokes colors*	Blk <input type="checkbox"/>	STD	Wht <input type="checkbox"/>	Blue <input type="checkbox"/>	Red <input type="checkbox"/>	Yel <input type="checkbox"/>	NC	<input type="checkbox"/>				
59	APRW05	Spinergy LX		22" <input type="checkbox"/>	24" <input type="checkbox"/>	25" <input type="checkbox"/>	26" <input type="checkbox"/>	\$995	<input type="checkbox"/>					
60		Spinergy LX spokes colors *	Blk <input type="checkbox"/>	STD	Pur <input type="checkbox"/>	Wht <input type="checkbox"/>	Blue <input type="checkbox"/>	Red <input type="checkbox"/>	Yel <input type="checkbox"/>	Pink <input type="checkbox"/>	Grn <input type="checkbox"/>	Org <input type="checkbox"/>	NC	<input type="checkbox"/>
61	APRW07	Spinergy CLX Carbon Blade			24" <input type="checkbox"/>	25" <input type="checkbox"/>			New	\$1 540			<input type="checkbox"/>	
62		Spinergy CLX spokes colors *	Blk <input type="checkbox"/>	STD	Pur <input type="checkbox"/>	Wht <input type="checkbox"/>	Blue <input type="checkbox"/>	Red <input type="checkbox"/>	Yel <input type="checkbox"/>	Pink <input type="checkbox"/>	Grn <input type="checkbox"/>	Org <input type="checkbox"/>	NC	<input type="checkbox"/>

* Colour spokes require an additional 10 days lead-time

1 - HP tires are not available on Mag Wheels -use only aluminum or plastic coated handrim only

TIRES			Available			
63	APTIO1	Soft Urethane 1 1/4"	20", 22" 24"		NC	<input type="checkbox"/>
64	APTIO2	Soft Urethane knobby 1 3/8"	22", 24", 25", 26"		\$110	<input type="checkbox"/>
65	APTIO4	Soft Urethane - Shox 1"	22", 24", 25", 26"		\$130	<input type="checkbox"/>
66	APTIO5	Pneumatic 1 3/8"	20", 22", 24", 25", 26"		STD	<input type="checkbox"/>
67	APTIO8	Pneumatic with Airless insert 1 3/8"	22", 24"		\$215	<input type="checkbox"/>
68	APTIO6	Pneumatic HP - 1" *	20", 22", 24", 25", 26"		\$110	<input type="checkbox"/>
69	APTIO7	Pneumatic HP - Schwalbe Marathon Plus 1" *	24", 25", 26"		\$190	<input type="checkbox"/>

* Not available with Mag Wheels

HANDRIMS									
70	APHR01	Aluminum anodized						STD	<input type="checkbox"/>
71	APHR07	Newton Air Grip*	Black <input type="checkbox"/>				WAMO	\$150	<input type="checkbox"/>
72	APHR	Newton Air Grip *	(08) Sunkissed Orange <input type="checkbox"/>	(09) Burgundy <input type="checkbox"/>	(10) Sapphire Blue		WAMO	\$330	<input type="checkbox"/>
		(11) Monster Green <input type="checkbox"/>	(12) Charcoal <input type="checkbox"/>	(13) Fuchsia <input type="checkbox"/>	(14) Steel Blue <input type="checkbox"/>				
		(15) Ferrari Red <input type="checkbox"/>	(16) Acid Green <input type="checkbox"/>	(17) White <input type="checkbox"/>	(18) Sky Blue <input type="checkbox"/>				
Assembly position for aluminum and Newton AirGrip handrims									
73	APHR29	Standard Handrim position						STD	<input type="checkbox"/>
74	APHR30	Narrow Handrim position - Short tab (not available in 22")						\$25	<input type="checkbox"/>
75	APHR31	Super Narrow Handrim - Short tab (not available in 22")						\$25	<input type="checkbox"/>

HANDRIM									
76	APHR02	Plastic coated ²					WAMO	\$160	<input type="checkbox"/>
77	APHR03	Q-Grip High friction Neoprene coated* ^{1,2}					WAMO	\$430	<input type="checkbox"/>
78	APHR28	Surge * ^{1,2}	(1-1/2" Oval handrim w/ Gripton high friction strip)					\$470	<input type="checkbox"/>
79	APHR05	Surge LT* ^{1,2}	(1-1/8" Oval handrim w/ Gripton high friction strip)					\$500	<input type="checkbox"/>
80	APHR04	Natural Fit* Standard Grip ^{1,2}	(1-1/2" Oval handrim w/standard thumb piece)					\$500	<input type="checkbox"/>
81	APHR25	Natural Fit* Super Grip ^{1,2}	(1-1/2" Oval handrim w/super grip thumb piece)					\$530	<input type="checkbox"/>
82	APHR99	Omit handrim						NC	<input type="checkbox"/>

* Not available with Mag wheels 1 - Not available in 20" 2- Only standard handrim position available

AXLES									
83	APAX01	Quick release axle					WAMU	STD	<input type="checkbox"/>
84	APAX03	Quad release axle					WAMU	\$170	<input type="checkbox"/>

REAR WHEEL CAMBER									
85	APCM00	0° camber						STD	<input type="checkbox"/>
86	APCM02	2° camber						NC	<input type="checkbox"/>
87	APCM04	4° camber						NC	<input type="checkbox"/>
88	APCM06	6° camber						NC	<input type="checkbox"/>
89	APCM08	8° camber						NC	<input type="checkbox"/>

Notes :