



P.O. number: * _____ Date: _____

Company Name: * _____ Phone: * _____

Ordered by: * _____

Clinician/ATP/RTS: _____

Email: _____

Marked for: _____

Ship to: * _____

Name: _____

Address: _____

City: _____ State: _____

Postal Code: _____

Phone: _____

* Required

APMA042

English Manual (STD)

APMA049

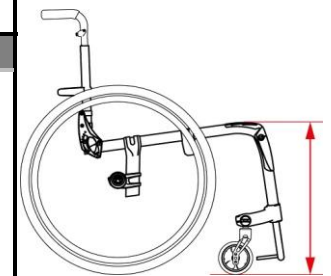
Spanish Manual

Taxes not included

MODEL										USD			
1	APWC11	Ultralight Aluminum APEX Rigid Wheelchair (265 lb weight limit)					Tripple-butted aluminum frame / Aluminum back canes and back rigidizer / Aluminum seat rigidizer / Ultralight carbon fiber camber tube and rear frame rigidizer			K0005	\$2 595	<input type="checkbox"/>	
2	APWC12	Apex Carbon fiber frame upgrade					Ultralight carbon fiber frame, back canes, back rigidizer, seat rigidizer, camber tube and rear frame rigidizer.			K0108	\$1 700	<input type="checkbox"/>	
SEAT WIDTH													
3	APSW	Seat width:	12" <input type="checkbox"/>	13" <input type="checkbox"/>	14" <input type="checkbox"/>	15" <input type="checkbox"/>	16" <input type="checkbox"/>	17" <input type="checkbox"/>	18" <input type="checkbox"/>		NC	<input type="checkbox"/>	
4	APSW	Seat width:	19" <input type="checkbox"/>	20" <input type="checkbox"/>							E2201	\$495	<input type="checkbox"/>
SEAT DEPTH													
5	APSD	Seat depth:	12" <input type="checkbox"/>	13" <input type="checkbox"/>	14" <input type="checkbox"/>	15" <input type="checkbox"/>	16" <input type="checkbox"/>	17" <input type="checkbox"/>	18" <input type="checkbox"/>	19" <input type="checkbox"/>	NC	<input type="checkbox"/>	
6	APSD	Seat depth:	20" <input type="checkbox"/>							E2203	\$475	<input type="checkbox"/>	
FRAME LENGTH													
7	APSP01	Standard frame length configuration										STD	<input type="checkbox"/>
8	APSP02	Frame length 1" longer than standard configuration										NC	<input type="checkbox"/>
9	APSP03	Frame length 2" longer than standard configuration										NC	<input type="checkbox"/>
10	APSP04	Frame length 1" shorter than standard configuration										NC	<input type="checkbox"/>
11	APSP05	Frame length 2" shorter than standard configuration										NC	<input type="checkbox"/>

FRONT Seat-to-floor height

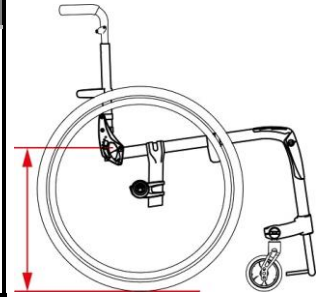
Caster sizes	Height available +- 1/4"	Specify desired height: _____ (inches)
3" Caster	14" to 21"	
4" Caster	14.5" to 21"	
5" Caster	15.5" to 21"	
6" Caster	16.5" to 21" (N/A with 90° front frame)	



CASTERS						
12	APCA01	Composite wheel w/ PU tire (1" width)	3" <input type="checkbox"/> 4" <input type="checkbox"/> 5" <input type="checkbox"/> 6" <input type="checkbox"/>			NC <input type="checkbox"/>
13	APCA10	Pneumatic casters 6" x 1 1/4"				\$160 <input type="checkbox"/>
14	APCA14	Newton UltraCaster <i>Soft-Roll</i> Composite	4" x 1 1/2"			\$80 <input type="checkbox"/>
15	APCA15		5" x 1 1/2"			\$80 <input type="checkbox"/>
16	APCA16		6" x 1 1/2"			\$80 <input type="checkbox"/>
17	APCA17		4" x 1 1/2"			\$175 <input type="checkbox"/>
18	APCA18	Newton UltraCaster <i>Soft-Roll</i> Aluminum	5" x 1 1/2"			\$185 <input type="checkbox"/>
19	APCA19		6" x 1 1/2"			\$195 <input type="checkbox"/>

REAR Seat-to-floor height

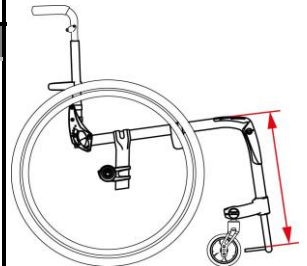
Wheel sizes	Height available +/- 1/4"	Specify desired height: _____ (inches)
20" wheel	14" to 17.5"	
22" wheel	14" to 18.5"	
24" wheel	15" to 19.5"	
25" wheel	15.5" to 20"	
26" wheel	16" to 20"	



FRONT FRAME ANGLE						
20	APFA70	70° Front frame angle				NC <input type="checkbox"/>
21	APFA75	75° Front frame angle				NC <input type="checkbox"/>
22	APFA80	80° Front frame angle				NC <input type="checkbox"/>
23	APFA85	85° Front frame angle				NC <input type="checkbox"/>
24	APFA90	90° Front frame angle				NC <input type="checkbox"/>

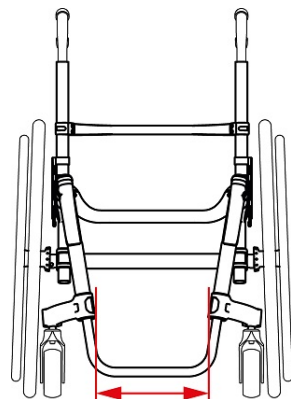
Seat upholstery to footrest length

12" to 19"	Specify desired length: _____ (inches) <i>Required</i>



Footrest width / Taper selection (circle selection)

Seat Width	Footrest width / Taper selection (circle selection)		
	Straight	1" Taper	2" Taper
Outside Measurement	2 1/2" Narrower than Seat Width	4 1/2" Narrower than Seat Width	6 1/2" Narrower than Seat Width
12"	9.5"	7.5"	
13"	10.5"	8.5"	
14"	11.5"	9.5"	
15"	12.5"	10.5"	
16"	13.5"	11.5"	9.5"
17"	14.5"	12.5"	10.5"
18"	15.5"	13.5"	11.5"
19"	16.5"	14.5"	12.5"
20"	17.5"	15.5"	13.5"



Note: higher than 20" Front STFH will reduce the footrest width up to 1" with a 2" taper

FOOTPLATES					
25	APFP12	Tubular open loop ¹		STD	<input type="checkbox"/>
26	APFP13	Tubular with ABS cover	K0040	\$40	<input type="checkbox"/>
27	APFP03	Newton adjustable angle - Aluminum	K0040	\$95	<input type="checkbox"/>
28	APFP04	Newton adjustable angle - Carbon fiber <i>(with rubber inserts)</i>	K0040	\$175	<input type="checkbox"/>
29	APFP14	Flip back, adjustable angle aluminum	K0040	\$195	<input type="checkbox"/>
30	APFP15	Flip back, adjustable angle carbon fiber	K0040	\$275	<input type="checkbox"/>
31	APFP16	2" riser <i>(only available with aluminum angle adjustable footplate)</i>	K0040	\$140	<input type="checkbox"/>

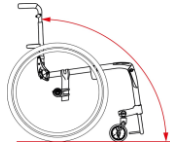
1: Not available on all non tapered frames; Only available with 1 inch taper with seat width 17" and greater; Not available with 2 inch taper.

CALF STRAPS					
32	APFP09	Calf strap	K0038	\$35	<input type="checkbox"/>
33	APFP30	Bodypoint Aeromesh Padded calf strap	SEFND0010	\$115	<input type="checkbox"/>

FOLD DOWN BACKREST					
34	APBC20	Locking backrest		STD	<input type="checkbox"/>
35	APBC21	Ultralight non locking backrest (not locking in upright and down position)		\$95	<input type="checkbox"/>

Back canes fixed height Without push handle										
ADJUSTABLE ANGLE FOLD DOWN BACKREST										
36	APBC	Fixed height without push handle		(30) 9"□	(31) 9.5"□	(32) 10"□	(33) 10.5"□	(34) 11"□	NC	<input type="checkbox"/>
		(35) 11.5"□	(36) 12"□	(37) 12.5"□	(38) 13"□	(39) 13.5"□	(40) 14"□	(41) 14.5"□		
		(42) 15"□	(43) 15.5"□	(44) 16"□	(45) 16.5"□	(46) 17"□	(47) 17.5"□	(48) 18"□		
		(49) 18.5"□	(50) 19"□	(51) 19.5"□	(52) 20"□	(53) 20.5"□	(54) 21"□			

Back canes, height and angle adjustable, with option									
ADJUSTABLE ANGLE BACK									
37	APBC	Straight back canes		(22) 9 - 12" □	(23) 12 - 15" □	(24) 15 - 18" □	(25) 18 - 21" □	NC	<input type="checkbox"/>

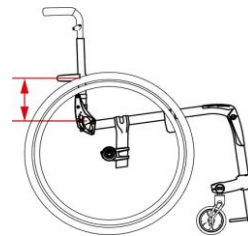
Set height to: *		<i>(in increments of 1/2", measured from seat sling to top of back upholstery)</i> <i>* If not indicated, default height setting is at the lowest position</i>										
38	Select back cane angle: ¹	101°□	99°□	96°□	93°¹ □	90°□	87°□	83°□	80°□		STD	<input type="checkbox"/>

1) If not indicated default angle setting is at 93° * If not indicated, default height setting is at the lowest position

PUSH HANDLE OPTION							
39	APPH01	Push handles		STD	<input type="checkbox"/>		
40	APPH05	Fold down push handles		New	\$120	<input type="checkbox"/>	
41	APPH06	Clamp on height adjustable push handle ²	9 - 20" □ STD	9-23" □	New	\$300	<input type="checkbox"/>
42	APPH02	Without push handles		NC		<input type="checkbox"/>	

2 - Not compatible with swing away armrests

BACKRESTS OPTIONS					
43	APBC57	Standard 3 inch deep rigidizer bar		STD	<input type="checkbox"/>
44	APBC55	Four inch deep Aluminum rigidizer bar		NC	<input type="checkbox"/>
45	APBC56	Depth adjustable back <i>(provides 3" of depth adjustment)</i>		\$180	<input type="checkbox"/>
46	APBC88	Custom height rigidizer bar set at _____ (inches) <i>Measured from the top of the seat sling to the center of the rigidizer - standard height is 5.5"</i> <i>Lowest position is 4.25"</i>		\$125	<input type="checkbox"/>



BACK UPHOLSTERY					
47	APBH03	Slip-on Syntech-Suede back upholstery		STD	<input type="checkbox"/>
48	APBH04	Adjustable tension Syntech-Suede back upholstery	E2611	\$300	<input type="checkbox"/>
49	APBH99	Omit Back upholstery		NC	<input type="checkbox"/>

SEAT CUSHION						
50	APSC01	2" Cushion		E2601	\$165	<input type="checkbox"/>
51	APSC02	3" Cushion		E2601	\$185	<input type="checkbox"/>

REAR WHEELS						
52	APRW01	Mag ¹	20" <input type="checkbox"/> 22" <input type="checkbox"/> 24" <input type="checkbox"/>		\$50	<input type="checkbox"/>
53	APRW02	Newton One - spoke wheel	20" <input type="checkbox"/> 22" <input type="checkbox"/> 24" <input type="checkbox"/>		STD	<input type="checkbox"/>
54	APRW03	Newton Gravity - ultralight wheel	20" <input type="checkbox"/> 22" <input type="checkbox"/> 24" <input type="checkbox"/> 25" <input type="checkbox"/> 26" <input type="checkbox"/>		\$300	<input type="checkbox"/>
55	APRW04	Spinergy Spox	22" <input type="checkbox"/> 24" <input type="checkbox"/> 25" <input type="checkbox"/> 26" <input type="checkbox"/>		\$795	<input type="checkbox"/>
56		Spinergy Spox spokes colors* Blk <input type="checkbox"/> STD Wht <input type="checkbox"/> Blue <input type="checkbox"/> Red <input type="checkbox"/> Yel <input type="checkbox"/>			NC	<input type="checkbox"/>
57	APRW05	Spinergy LX	22" <input type="checkbox"/> 24" <input type="checkbox"/> 25" <input type="checkbox"/> 26" <input type="checkbox"/>		\$995	<input type="checkbox"/>
58		Spinergy LX spokes colors * Blk <input type="checkbox"/> STD Pur <input type="checkbox"/> Wht <input type="checkbox"/> Blue <input type="checkbox"/> Red <input type="checkbox"/> Yel <input type="checkbox"/> Pink <input type="checkbox"/> Grn <input type="checkbox"/> Org <input type="checkbox"/>			NC	<input type="checkbox"/>
59	APRW07	Spinergy CLX Carbon Blade	24" <input type="checkbox"/> 25" <input type="checkbox"/>	New	\$1 480	<input type="checkbox"/>
60		Spinergy CLX spokes colors * Blk <input type="checkbox"/> STD Pur <input type="checkbox"/> Wht <input type="checkbox"/> Blue <input type="checkbox"/> Red <input type="checkbox"/> Yel <input type="checkbox"/> Pink <input type="checkbox"/> Grn <input type="checkbox"/> Org <input type="checkbox"/>			NC	<input type="checkbox"/>

* Colour spokes require an additional 10 days lead-time

1 - HP tires are not available on Mag Wheels -use only aluminum or plastic coated handrim only

TIRES			Available			
61	APTI01	Soft Urethane 1 1/4 "	20", 22" 24"	E2218	NC	<input type="checkbox"/>
62	APTI02	Soft Urethane knobby 1 3/8"	22", 24", 25", 26"	E2218	\$95	<input type="checkbox"/>
63	APTI04	Soft Urethane - Shox 1"	22", 24", 25", 26"	E2218	\$115	<input type="checkbox"/>
64	APTI05	Pneumatic 1 3/8"	20", 22", 24", 25", 26"	E2211/E2212	STD	<input type="checkbox"/>
65	APTI08	Pneumatic with Airless insert 1 3/8"	22", 24"	E2211/E2213	\$80	<input type="checkbox"/>
66	APTI06	Pneumatic HP - 1" *	20", 22", 24", 25", 26"	E2211/E2212	\$95	<input type="checkbox"/>
67	APTI07	Pneumatic HP - Schwalbe Marathon Plus 1" *	24", 25", 26"	E2211/E2212	\$125	<input type="checkbox"/>

* Not available with Mag Wheels

HANDRIMS						
68	APHR01	Aluminum anodized			STD	<input type="checkbox"/>
69	APHR07	Newton Air Grip* Black <input type="checkbox"/>			\$95	<input type="checkbox"/>
70	APHR	Newton Air Grip * (08) Sunkissed Orange <input type="checkbox"/> (09) Burgundy <input type="checkbox"/> Blue (11) Monster Green <input type="checkbox"/> (12) Charcoal <input type="checkbox"/> (13) Fuchsia <input type="checkbox"/> (14) Steel Blue <input type="checkbox"/> (15) Ferrari Red <input type="checkbox"/> (16) Acid Green <input type="checkbox"/> (17) White <input type="checkbox"/> (18) Sky Blue <input type="checkbox"/>			\$240	<input type="checkbox"/>
Assembly position for aluminum and Newton AirGrip handrims						
71	APHR29	Standard Handrim position			STD	<input type="checkbox"/>
72	APHR30	Narrow Handrim position - Short tab (not available in 22")			\$25	<input type="checkbox"/>
73	APHR31	Super Narrow Handrim - Short tab (not available in 22")			\$25	<input type="checkbox"/>

HANDRIM						
74	APHR02	Plastic coated ²			\$95	<input type="checkbox"/>
75	APHR03	Q-Grip High friction Neoprene coated* ^{1,2}			\$350	<input type="checkbox"/>
76	APHR28	Surge * ^{1,2} (1-1/2" Oval handrim w/ Gripton high friction strip)			\$375	<input type="checkbox"/>
77	APHR05	Surge LT* ^{1,2} (1-1/8" Oval handrim w/ Gripton high friction strip)			\$405	<input type="checkbox"/>
78	APHR04	Natural Fit* Standard Grip ^{1,2} (1-1/2" Oval handrim w/standard thumb piece)			\$395	<input type="checkbox"/>
79	APHR25	Natural Fit* Super Grip ^{1,2} (1-1/2" Oval handrim w/super grip thumb piece)			\$450	<input type="checkbox"/>
80	APHR99	Omit handrim			NC	<input type="checkbox"/>

* Not available with Mag wheels

1 - Not available in 20"

2- Only standard handrim position available

AXLES						
81	APAX01	Quick release axle			STD	<input type="checkbox"/>
82	APAX03	Quad release axle		K0108	\$125	<input type="checkbox"/>

REAR WHEEL CAMBER						
83	APCM00	0° camber			STD	<input type="checkbox"/>
84	APCM02	2° camber			NC	<input type="checkbox"/>
85	APCM04	4° camber			NC	<input type="checkbox"/>
86	APCM06	6° camber			NC	<input type="checkbox"/>
87	APCM08	8° camber			NC	<input type="checkbox"/>

CENTER OF GRAVITY

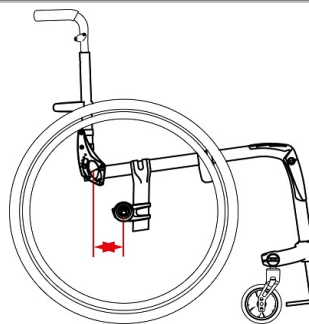
Specify the position of rear wheel axle plate:

Measure distance from front of back post to center of axle receiver.

0 - 6" range	Set At: _____ (inches)
--------------	------------------------

If not indicated, default setting is at 2.5"

If a configuration issue arises due to the choice of the Center Of Gravity (COG) Motion Composites reserves the right to reduce or increase the COG to the closest position.



WHEEL LOCK					
88	APWL08	Newton wheel lock - push to lock		STD	<input type="checkbox"/>
89	APWL04	Newton grade aid push to lock (suggested with pneumatic or high pressure tire)	E0974	\$150	<input type="checkbox"/>
90	APWL13 APWL14	6" removable extension handle	E0961	\$75	<input type="checkbox"/>
91	APWL05	Scissor lock		\$240	<input type="checkbox"/>
92	APWL99	Omit wheel locks		NC	<input type="checkbox"/>

"T" ARMREST*		Height Adjustment				
93	APAR03	10" Desk Length	8 - 12" <input type="checkbox"/> STD	10 - 14" <input type="checkbox"/>	E0973	\$325 <input type="checkbox"/>
94	APAR04	14" Full Length	8 - 12" <input type="checkbox"/> STD	10 - 14" <input type="checkbox"/>	E0973	\$325 <input type="checkbox"/>

* May have a 1/2 " adjustment restriction on both limits of the range

SWING AWAY ARMREST**		Height Adjustment				
95	APAR05	Tubular arm pad	8 - 11"		E0973	\$225 <input type="checkbox"/>
96	APAR06	10" Desk length arm pad	8 - 11"		E0973	\$225 <input type="checkbox"/>

**not available with the Ultralight non-locking backrest

SIDE GUARDS (not available with "T" Armrest)					
97	APSG01	Plastic side guards (removable)	K0108	\$195	<input type="checkbox"/>
98	APSG03	Carbon fiber side guards (removable)	K0108	\$290	<input type="checkbox"/>
99	APSG06	Plastic fender side guards (removable)	WAMV	\$270	<input type="checkbox"/>
100	APSG04	Carbon fiber fender side guards (removable)	K0108	\$540	<input type="checkbox"/>

POSITIONING BELT							
101	APSB01	Velcro adjustable	Standard 35" <input type="checkbox"/>	Long 60" <input type="checkbox"/>	E0978	\$45 <input type="checkbox"/>	
102	APSB02	Auto buckle	Standard 35" <input type="checkbox"/>	Long 60" <input type="checkbox"/>	E0978	\$85 <input type="checkbox"/>	
103	APSB07	Hardware attachment for 2 point seatbelt (1 pair)				NC <input type="checkbox"/>	
104	APSB03	Additional hardware for 2 extra attachment points (needed for the 4 point seat belt) (1 pair)				\$15 <input type="checkbox"/>	
105	APSB04	BodyPoint Hip Belt - 2 point non padded	M <input type="checkbox"/>	L <input type="checkbox"/>	E0978	\$80 <input type="checkbox"/>	
106	APSB05	BodyPoint Hip Belt - 2 point padded	S <input type="checkbox"/>	M <input type="checkbox"/>	L <input type="checkbox"/>	E0978	\$170 <input type="checkbox"/>
107	APSB06	BodyPoint Hip Belt - 4 point padded	S <input type="checkbox"/>	M <input type="checkbox"/>	L <input type="checkbox"/>	E0978	\$190 <input type="checkbox"/>
108	APSB08	BodyPoint EVOFLEX® Positioning Belt Rehab latch and Band Clamps	M <input type="checkbox"/>	L <input type="checkbox"/>		\$285 <input type="checkbox"/>	
109	APSB99	Omit positioning belt				STD <input type="checkbox"/>	

ACCESSORIES											
110	APAC03	Anti-tippers			E0971	\$140	<input type="checkbox"/>				
111	APAC05	WC-19 Transit Tie Down w/Q'straint belt*	Short belt 20-41" <input type="checkbox"/>	Long belt 20-46" <input type="checkbox"/>		\$320	<input type="checkbox"/>				
		*Not available with the swing away armrest ; Not available with HD option									
112	APAC08	Spoke guards**	Available: 20", 22", 24", 26"		K0065	\$115	<input type="checkbox"/>				
113	APAC10	Seat pouch				\$75	<input type="checkbox"/>				
114	APAC26	BodyPoint Mobility Bag				\$125	<input type="checkbox"/>				
115	APAC23	Newton Backpack				\$120	<input type="checkbox"/>				
116	APAC13	Tool kit				\$45	<input type="checkbox"/>				
117	APAC16	Motion Composites Polo Shirt	W/S <input type="checkbox"/>	W/M <input type="checkbox"/>	W/L <input type="checkbox"/>	M/XL <input type="checkbox"/>	M/XXL <input type="checkbox"/>	M/XXXL <input type="checkbox"/>	M/XXXXL <input type="checkbox"/>	\$32	<input type="checkbox"/>
118	APAC15	Military Patches	Army <input type="checkbox"/>	Navy <input type="checkbox"/>	Air Force <input type="checkbox"/>	Marines <input type="checkbox"/>	Coast Guard <input type="checkbox"/>			\$90	<input type="checkbox"/>
119	APAC15	Combat Wounded Purple Heart Patch								\$90	<input type="checkbox"/>

** Not available with Mag wheels

COLOR									
120	APFC	Highlight color:	(10) Ferrari Red <input type="checkbox"/>	(11) White <input type="checkbox"/>	(12) Black <input type="checkbox"/>	(13) Sunkissed Orange <input type="checkbox"/>		NC	<input type="checkbox"/>
			(14) Sky Blue <input type="checkbox"/>	(15) Fuchsia <input type="checkbox"/>	(16) Acid Green <input type="checkbox"/>				
							Total		

Notes :