



INSTRUCTION SHEET

ADJUST THE NEWTON GRADE AID WHEEL LOCKS



- Anti-tippers should not be used to tip the user backwards.
- Always install and use the 2 anti-tippers.

Wheelchair model(s)



- All wheelchairs

Tool(s) required

- 4 mm and 5 mm Allen key
- Thread locker
- Flat head screwdriver
- 7 Nm and 12 Nm adjusted torque wrench

OPERATION

- **Position 1 - Free:** The rear wheel is free to turn in both directions.
- **Position 2 - Grade Aid:** The wheel can only be turned forward. Backward movement is blocked by wheel lock.



ADJUSTING A GRADE AID WHEEL LOCK

- **Manually release the wheel lock** by pushing the lever backward and **place it** so that the **short pin** of the mechanism engages in the **adjustment notch**



WARNING


Adjusting the grade aid tension is done by the flat head screw on the side of the rail.

This adjustment must be made **BEFORE** installation on the wheelchair.


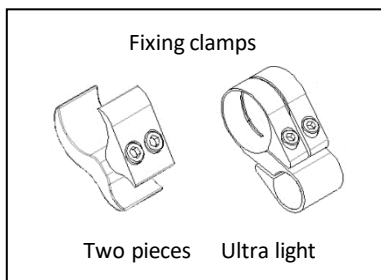
1. In the "open" position: **Screw the flat head screw completely**
2. **Unscrew half a turn.**



REGULAR CHECK OF THIS ADJUSTMENT IS NECESSARY TO MAINTAIN THE INTEGRITY OF THE ANTI-TIPPER SYSTEM.



- Loosen the **two screws of the wheel lock fixing clamps**:
 - **Two pieces** clamp (photo): **5 mm** Allen key
 - **Ultralight** one piece clamp: **4 mm** Allen key



- Slide the wheel lock **stem forward or backward** in the **clamp** to get **about a 1 mm gap** between the **tire** and the **wheel lock** (see photo).
 - **TIP**: You can use a **credit card** to set the **gap**
- **Tighten the screws of the clamp without forcing them too much.**
- Apply 1 drop of **thread locker** to the tip of the screw threads:
 - Loosen one screw and keep the other one in place.
 - Apply the thread locker and then tighten the screw.
 - Do the same for the other screw.
- Apply the proper **tightening torque** according to the size of the key:
 - **4 mm** key: **7 Nm**
 - **5 mm** key: **12 Nm**
- **Repeat the operations for the other wheel lock.**
- **Test the correct operation of the grade aid wheel locks.**

