



1- Purchasing information

P.O. number:* _____ Date: _____
 Company Name:* _____
 Purchasing contact:* _____
 Phone:* _____
 Email:* _____
 Contact preference:* Phone Email
 Marked for: _____

3- Shipping information

Ship to:* _____
 Name: _____
 Address: _____
 City: _____ Province: _____
 Postal Code: _____
 Phone: _____

2- Dealer/Representative information

Dealer/Representative:* _____
 Phone:* _____
 Email:* _____
 Contact preference:* Phone Email

MA040 English Manual (STD) MA041 Manuel Français

Taxes not included

MODEL					
WC11	<input type="checkbox"/>	Ultralight Aluminum APEX Rigid Wheelchair (265 lb weight limit)	Triple-buttet aluminum frame / Aluminum back canes and back rigidizer / Aluminum seat rigidizer / Ultralight carbon fiber camber tube and rear frame rigidizer		\$3,845
WC21	<input type="checkbox"/>	Apex Carbon fiber frame upgrade (High Gloss Carbon Fiber)	Ultralight carbon fiber frame, back canes, back rigidizer, seat rigidizer, camber tube and rear frame rigidizer.		\$1,450
EVO-R	<input type="checkbox"/>	Evo Rigid - Chair resizing service*	To be used within 24 months of chair purchase	Aluminum Carbon	\$700 \$900

*By selecting this option, I agree to the terms and conditions of the EVO-RIGID program. https://www.motioncomposites.com/en_us/terms-and-conditions

FRAME

SEAT WIDTH										
SW	<input type="checkbox"/>	12" <input type="checkbox"/>	13" <input type="checkbox"/>	14" <input type="checkbox"/>	15" <input type="checkbox"/>	16" <input type="checkbox"/>	17" <input type="checkbox"/>	18" <input type="checkbox"/>		NC
	<input type="checkbox"/>		19" <input type="checkbox"/>	20" <input type="checkbox"/>						\$365
SEAT DEPTH										
SD	<input type="checkbox"/>	12" <input type="checkbox"/>	13" <input type="checkbox"/>	14" <input type="checkbox"/>	15" <input type="checkbox"/>	16" <input type="checkbox"/>	17" <input type="checkbox"/>	18" <input type="checkbox"/>		NC
	<input type="checkbox"/>		19" <input type="checkbox"/>	20" <input type="checkbox"/>						\$280
FRAME LENGTH										
SP01	<input type="checkbox"/>	Standard frame length configuration ¹								STD
SP02	<input type="checkbox"/>	Frame length 1" longer than standard configuration								NC
SP03	<input type="checkbox"/>	Frame length 2" longer than standard configuration								NC
SP04	<input type="checkbox"/>	Frame length 1" shorter than standard configuration								NC
SP05	<input type="checkbox"/>	Frame length 2" shorter than standard configuration								NC
TIE-DOWN										
AC05-S	<input type="checkbox"/>	WC-19 Transit Tie Down w/Q'straint belt ^{2,3}				Short belt 20"-41"				\$370
AC05-L	<input type="checkbox"/>	WC-19 Transit Tie Down w/Q'straint belt ^{2,3}				Long belt 20"-46"				\$370
AC35	<input type="checkbox"/>	WC-19 Transit Tie Down without belt ³								\$345

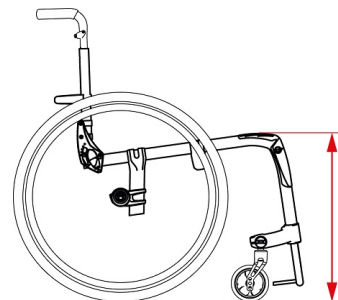
1- Distance of 4.37" from end of seat upholstery to bend

2- Not available with depth adjustable back; 3- May interfere with the swing away armrest and the clamp on height adjustable push handle; Add a 3" of frame length behind backrest

[4. Width calculator](#)

FRONT Seat-to-floor height			
Caster sizes	Height available +/- 1/4"		Specify desired height: _____ (inches)
<input type="checkbox"/> 3" Caster	14" to 21"		
<input type="checkbox"/> 4" Caster	14.5" to 21"		
<input type="checkbox"/> 5" Caster	15.5" to 21"		
<input type="checkbox"/> 6" Caster	16.5" to 21" (N/A with 90° front frame)		

Frog Legs FRONT Seat-to-floor height			
Caster Sizes	Height available +/- 1/4"		Specify desired height: _____ (inches)
<input type="checkbox"/> 3" Caster	15.25" to 21"		
<input type="checkbox"/> 4" Caster	15.75" to 21"		
<input type="checkbox"/> 5" Caster	16.75" to 21"		
<input type="checkbox"/> 6" Caster	17.75" to 21" (N/A with 90° front frame)		



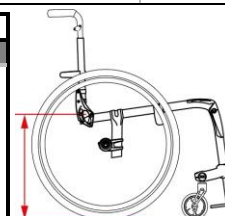
FRONT CASTERS

CASTERS				Available	
CA01-03 to CA01-06	<input type="checkbox"/>	Composite wheel w/ PU tire (1")		3", 4", 5", 6"	NC
CA10	<input type="checkbox"/>	Pneumatic casters (1 ¼")		6"	\$170
CA14 to CA16	<input type="checkbox"/>	Newton UltraCaster Composite (1 ½ ")		4", 5", 6"	\$120
CA17 to CA19	<input type="checkbox"/>	Newton UltraCaster Aluminum (1 ½ ")		4", 5", 6"	\$198
CASTER OPTIONS					
CA13	<input type="checkbox"/>	Carbon fiber Frog Legs suspension forks			\$525

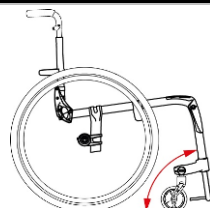
REAR Seat-to-floor height		
Wheel sizes	Height available +- 1/4"	
<input type="checkbox"/> 20" (451) wheel	14" to 17.5"	
<input type="checkbox"/> 22" (501) wheel	14" to 18.5"	
<input type="checkbox"/> 24" (540) wheel	15" to 19.5"	
<input type="checkbox"/> 25" (559) wheel	15.5" to 20"	
<input type="checkbox"/> 26" (590) wheel	16" to 20"	

Specify desired height:

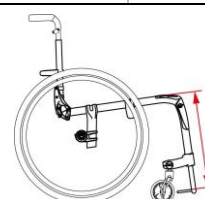
_____ (inches)



FRONT FRAME ANGLE			
FA70	<input type="checkbox"/>	70° Front frame angle (carbon upgrade available with at least 1" seat slope)	NC
FA75	<input type="checkbox"/>	75° Front frame angle	NC
FA80	<input type="checkbox"/>	80° Front frame angle	NC
FA85	<input type="checkbox"/>	85° Front frame angle	NC
FA90	<input type="checkbox"/>	90° Front frame angle	NC

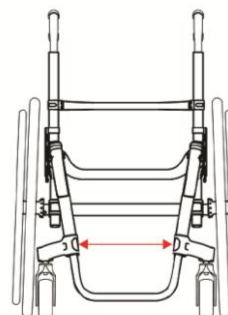


Seat upholstery to footplate length	
12" to 19" without high mount	Specify desired length ² :
7" to 13" with high mount ¹	_____ (inches)
	<i>Required</i>



¹- Choose high mount in the footplates section; ²- The seat upholstery to footrest length requested may not be available, depending on the configuration requested

Footrest width / Taper selection				
Seat Width	Straight	1" Taper	2" Taper	
Outside Measurement	2 ½" Narrower than Seat Width	4 ½" Narrower than Seat Width	6 ½" Narrower than Seat Width	
12"	9.5"	7.5"		
13"	10.5"	8.5"		
14"	11.5"	9.5"		
15"	12.5"	10.5"		
16"	13.5"	11.5"	9.5"	
17"	14.5"	12.5"	10.5"	
18"	15.5"	13.5"	11.5"	
19"	16.5"	14.5"	12.5"	
20"	17.5"	15.5"	13.5"	



Note: higher than 20" Front STFH will reduce the footrest width up to 1" with a 2" taper

REAR WHEELS

REAR WHEELS				Available	
RW01	<input type="checkbox"/>	Mag ²		20", 22" 24"	\$150
RW02	<input type="checkbox"/>	Newton One - spoke wheel ²		20", 22" 24"	STD
RW03	<input type="checkbox"/>	Newton Gravity - ultralight wheel		20", 22", 24", 25", 26"	\$390
RW04	<input type="checkbox"/>	Spinergy Spox	Blk STD <input type="checkbox"/> Wht ³ <input type="checkbox"/> Blue ³ <input type="checkbox"/> Red ³ <input type="checkbox"/> Yel ³ <input type="checkbox"/>	22", 24", 25", 26"	\$915
RW05	<input type="checkbox"/>	Spinergy LX	Blk STD <input type="checkbox"/> Pur ³ <input type="checkbox"/> Wht ³ <input type="checkbox"/> Blue ³ <input type="checkbox"/> Red ³ <input type="checkbox"/> Yel ³ <input type="checkbox"/> Pink ³ <input type="checkbox"/> Grn ³ <input type="checkbox"/> Org ³ <input type="checkbox"/>	22", 24", 25", 26"	\$1,135
RW07	<input type="checkbox"/>	Spinergy CLX ⁴	Blk STD <input type="checkbox"/> Pur ³ <input type="checkbox"/> Wht ³ <input type="checkbox"/> Blue ³ <input type="checkbox"/> Red ³ <input type="checkbox"/> Yel ³ <input type="checkbox"/> Pink ³ <input type="checkbox"/> Grn ³ <input type="checkbox"/> Org ³ <input type="checkbox"/>	24", 25"	\$1,690

TIRES				Available	
AIRLESS					
TI01	<input type="checkbox"/>	Soft Urethane 1 3/8" - Low Tread, black		20", 22" 24"	NC
TI02	<input type="checkbox"/>	Soft Urethane 1 3/8" - Medium Tread, black ⁵		22", 24", 25", 26"	\$120
TI04	<input type="checkbox"/>	Soft Urethane 1" - No tread, black - Shox		22", 24", 25", 26"	\$150
TI08	<input type="checkbox"/>	Pneumatic Airless insert 1 3/8" - Medium Tread ⁶		22", 24", 26"	\$235
PNEUMATIC					
TI05	<input type="checkbox"/>	Pneumatic 1 3/8" - Medium Tread		20", 22", 24", 25", 26"	STD
TI06	<input type="checkbox"/>	Pneumatic HP 1" - Low Tread, Puncture resistant, black - SpeedLite		20", 22", 24", 25", 26"	\$130
TI07	<input type="checkbox"/>	Pneumatic HP 1" - Medium Tread, Puncture resistant, black - TrailBlazer		24", 25", 26"	\$210
TI03	<input type="checkbox"/>	Pneumatic 2" - Large Tread, black ⁷		22", 24", 25"	\$140

¹- Not compatible with HP tires; Only available with aluminum or plastic coated handrim in standard position; ²- Not compatible with Shox tires; ³- Colour spokes require an additional 10 days lead-time;

⁴- Only available with 1" tires; ⁵- The 22" is only available with Mags and Newton One rear wheels; 25" and 26" are not available with Newton Gravity wheels;

⁶- Not available with Spinergy CLX, Spinergy LX 25", 26" and Spox 25", 26" rear wheels; ⁷- Not available when armrests and 4", 6", 8" camber are selected.

HANDRIMS

HANDRIM			Available		
HR01	<input type="checkbox"/>	Aluminum anodized	20", 22", 24", 25", 26"		STD
HR61	<input type="checkbox"/>	Aluminum black hard anodized ²	20", 22", 24", 25"		\$95
HR02	<input type="checkbox"/>	Plastic coated ¹	20", 22", 24", 25", 26"		\$180
HR03	<input type="checkbox"/>	High friction coated ^{1,2}	22", 24", 25", 26"		\$460
HR07-HR18 and HR65-HR71	<input type="checkbox"/>	Newton Air Grip ² See page 6 for the color selection and price	20", 22", 24", 25", 26"		
HR28	<input type="checkbox"/>	Surge ^{1,2} (1 1/2" Oval handrim w/ Gripton high friction strip)	22", 24", 25", 26"		\$485
HR05	<input type="checkbox"/>	Surge LT ^{1,2} (1 1/8" Oval handrim w/ Gripton high friction strip)	22", 24", 25", 26"		\$515
HR04	<input type="checkbox"/>	Natural Fit ^{1,2}	22", 24", 25", 26"		\$320
HR62	<input type="checkbox"/>	Simi H ^{1,2} (1 3/8" Oval handrim with high friction strip)	22", 24", 25", 26"		\$485
HR63	<input type="checkbox"/>	Nova H ^{1,2} (1 1/4" Oval handrim with high friction strip)	22", 24", 25", 26"		\$515
HR64	<input type="checkbox"/>	Optimum H ^{1,2} (1 1/8" heart-shaped handrim)	22", 24", 25", 26"		\$320
HR99	<input type="checkbox"/>	Omit handrim			NC

1- Only standard and narrow handrim position. By default, the tab won't be cut with the narrow position; 2- Not available with Mag wheels

3- 25" and 26" are not available in narrow position; 24" is not available with the Spinergy Spox, LX and CLX in narrow position; CLX rear wheel are not available with thumb piece

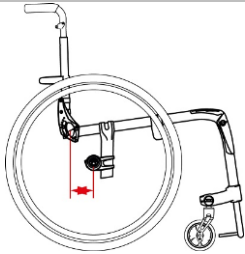
HANDRIMS OPTIONS

ASSEMBLY POSITION					
HR29	<input type="checkbox"/>	Standard Handrim position	Full tab		STD
HR030	<input type="checkbox"/>	Narrow Handrim position no cut	Full tab		NC
HR30	<input type="checkbox"/>	Narrow Handrim position with cut ³	Short tab 2 positions		\$29
HR31	<input type="checkbox"/>	Super Narrow Handrim ³	Short tab 2 positions STD <input type="checkbox"/> Short tab 1 position <input type="checkbox"/>		\$29
THUMB PIECE SELECTION FOR NATURAL FIT, SURGE, SURGE LT HANDRIMS					
HR23	<input type="checkbox"/>	Standard grip			\$200
HR27	<input type="checkbox"/>	Super grip			\$230
HR099	<input type="checkbox"/>	Omit thumb piece			NC

3- Only available with Aluminum and Air Grip handrims;

AXLES					
AX01	<input type="checkbox"/>	Quick release axle			STD
AX03	<input type="checkbox"/>	Quad release axle			\$180
REAR WHEEL CAMBER					
CM00	<input type="checkbox"/>	0° camber			STD
CM02	<input type="checkbox"/>	2° camber			NC
CM04	<input type="checkbox"/>	4° camber			NC
CM06	<input type="checkbox"/>	6° camber			NC
CM08	<input type="checkbox"/>	8° camber			NC

CENTER OF GRAVITY	
Specify the position of rear wheel axle plate: _____	
Measure distance from front of back post to center of axle receiver.	
0 - 6" range	Set At: _____ (inches)
If not indicated, default setting is at 2.5"	
Motion Composites will select the closest possible center of gravity (COG) if an issue arises with the COG	



WHEEL LOCK					
WL08	<input type="checkbox"/>	Newton wheel lock - push to lock			STD
WL16	<input type="checkbox"/>	Aluminum push to lock with extensions			\$85
WL02	<input type="checkbox"/>	Pull to lock			NC
WL04	<input type="checkbox"/>	Newton grade aid push to lock (Works best with pneumatic or high pressure tire)			\$200
WL13	<input type="checkbox"/>	6" removable extension handle ¹			\$75
WL14	<input type="checkbox"/>				
WL05	<input type="checkbox"/>	Scissors lock			\$200
WL99	<input type="checkbox"/>	Omit wheel locks			NC

1- Only available with Newton push to lock (WL08), pull to lock (WL02) and Newton Grade aid (WL04)

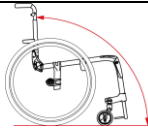
FOOTPLATES					
FP12	<input type="checkbox"/>	Tubular open loop ¹			STD
FP13	<input type="checkbox"/>	Tubular with ABS cover			NC
FP31	<input type="checkbox"/>	Newton adjustable angle - Aluminum (one piece)			\$105
FP32	<input type="checkbox"/>	Newton adjustable angle - Carbon fiber (one piece with rubber inserts)			\$210
FP14	<input type="checkbox"/>	Flip back, adjustable angle aluminum			\$240
FP15	<input type="checkbox"/>	Flip back, adjustable angle carbon fiber			\$355
FR25	<input type="checkbox"/>	High mount with adjustable angle footplate (Aluminum - one piece)			\$200
FR26	<input type="checkbox"/>	High mount with adjustable angle footplate (Carbon fiber with rubber inserts - one piece)			\$280

FOOTPLATES ACCESSORIES					
FP16	<input type="checkbox"/>	2" riser (only available with aluminum angle adjustable footplate) ²			\$105
FP09	<input type="checkbox"/>	Calf strap			\$62
FP30	<input type="checkbox"/>	Bodypoint Aeromesh Padded calf strap			\$145

1 - Available on: all straight frames; 1" taper with seat width of 14" and greater; 2" taper with seat width of 16" and greater

2- Not available with high mount

SEATING AND BACKREST

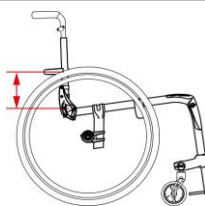
BACK UPHOLSTERY											
BH03	<input type="checkbox"/>	Slip-on Syntech-Suede back upholstery			STD						
BH04	<input type="checkbox"/>	Adjustable tension Syntech-Suede back upholstery			\$260						
BH99	<input type="checkbox"/>	Omit Back upholstery			NC						
	<input type="checkbox"/>	NXT back Support		See price list							
SEAT CUSHION											
SC01	<input type="checkbox"/>	2" Cushion			\$205						
SC02	<input type="checkbox"/>	3" Cushion			\$275						
SC99	<input type="checkbox"/>	Omit seat cushion			STD						
	<input type="checkbox"/>	NXT cushion		See price list							
FOLD DOWN BACKREST											
BC20	<input type="checkbox"/>	Locking backrest			STD						
BC21	<input type="checkbox"/>	Ultralight non locking backrest (not locking in upright and down position) ²			\$105						
FIXED HEIGHT, ADJUSTABLE ANGLE FOLD DOWN BACKREST (Not available with push handles)											
BC	<input type="checkbox"/>	Fixed height without push handle	(30) 9" <input type="checkbox"/>	(31) 9.5" <input type="checkbox"/>	(32) 10" <input type="checkbox"/>	(33) 10.5" <input type="checkbox"/>	(34) 11" <input type="checkbox"/>	NC			
			(35) 11.5" <input type="checkbox"/>	(36) 12" <input type="checkbox"/>	(37) 12.5" <input type="checkbox"/>	(38) 13" <input type="checkbox"/>	(39) 13.5" <input type="checkbox"/>		(40) 14" <input type="checkbox"/>	(41) 14.5" <input type="checkbox"/>	
			(42) 15" <input type="checkbox"/>	(43) 15.5" <input type="checkbox"/>	(44) 16" <input type="checkbox"/>	(45) 16.5" <input type="checkbox"/>	(46) 17" <input type="checkbox"/>		(47) 17.5" <input type="checkbox"/>	(48) 18" <input type="checkbox"/>	
			(49) 18.5" <input type="checkbox"/>	(50) 19" <input type="checkbox"/>	(51) 19.5" <input type="checkbox"/>	(52) 20" <input type="checkbox"/>	(53) 20.5" <input type="checkbox"/>		(54) 21" <input type="checkbox"/>		
HEIGHT AND ANGLE ADJUSTABLE FOLD DOWN BACKREST WITH PUSH HANDLE OPTIONS (MUST select ONE push handle options)											
BC	<input type="checkbox"/>	Straight back canes	(22) 9 - 12" <input type="checkbox"/>	(23) 12 - 15" <input type="checkbox"/>	(24) 15 - 18" <input type="checkbox"/>	(25) 18 - 21" <input type="checkbox"/>		NC			
Set height to: *		<i>(In increments of 1/2", measured from seat sling to top of back upholstery)</i> <i>* If not indicated, default height setting is at the lowest position</i>									
Select back cane angle: ¹		101° <input type="checkbox"/>	99° <input type="checkbox"/>	96° <input type="checkbox"/>	93° <input type="checkbox"/>	90° <input type="checkbox"/>	87° <input type="checkbox"/>	83° <input type="checkbox"/>	80° <input type="checkbox"/>		STD

1- If not indicated default angle setting is at 93°; 2- Maximum back cane height of 19.5" with aluminum chair

PUSH HANDLES OPTIONS (ONE option at a time)					
PH01	<input type="checkbox"/>	Push handles			STD
PH05	<input type="checkbox"/>	Fold down push handles			\$165
PH06-920	<input type="checkbox"/>	Clamp on height adjustable push handles 9 - 20" ¹			\$345
PH06-923	<input type="checkbox"/>	Clamp on height adjustable push handles 9 - 23" ¹			\$345
PH02	<input type="checkbox"/>	Omit push handles			NC
STROLLER HANDLE					
PH04	<input type="checkbox"/>	Stroller handle (Push handles included)			\$220

1- Not compatible with swing away armrests; Not available with 9" to 12" back canes

BACKRESTS OPTIONS					
BC61	<input type="checkbox"/>	Depth adjustable back - 1" depth adjustment ^{1,4}			\$260
BC62	<input type="checkbox"/>	Depth adjustable back - 2" depth adjustment ^{2,4}			\$260
BC56	<input type="checkbox"/>	Depth adjustable back - 3" depth adjustment ^{3,4}			\$260
BC57	<input type="checkbox"/>	Standard 3 inch deep rigidizer bar			STD
BC55	<input type="checkbox"/>	Four inch deep Aluminum rigidizer bar			NC
BC88	<input type="checkbox"/>	Custom height rigidizer bar set at _____ (inches) Measured from the top of the seat sling to the center of the rigidizer - standard height is 5,7" Lowest position is 4,25"			\$135



If used in combinaison with WC-19: 1- Maximum depth of 19"; 2- Maximum depth of 18"; 3- Maximum depth of 17"; 4- Only compatible with WC-19 transit tie down **without** Q'Straint belt

ARMREST

HEIGHT ADJUSTABLE "T" ARMREST ¹					
AR13-610	<input type="checkbox"/>	10" Desk length armpad ³	6" - 10"		\$385
AR03-812	<input type="checkbox"/>	10" Desk length armpad	8" - 12"		\$385
AR03-1014	<input type="checkbox"/>	10" Desk length armpad	10" - 14"		\$385
AR14-610	<input type="checkbox"/>	14" Full length armpad ³	6" - 10"		\$385
AR04-812	<input type="checkbox"/>	14" Full length armpad	8" - 12"		\$385
AR04-1014	<input type="checkbox"/>	14" Full length armpad	10" - 14"		\$385
HEIGHT ADJUSTABLE SWING AWAY ARMREST ²					
AR05	<input type="checkbox"/>	Tubular armrest - short pad	8" - 11"		\$325
AR23	<input type="checkbox"/>	Tubular armrest - long pad	8" - 11"		\$325
AR06	<input type="checkbox"/>	10" Desk length flat armpad	8" - 11"		\$325
AR17	<input type="checkbox"/>	14" Full length flat armpad	8" - 11"		\$325
ARMREST OPTIONS					
AR12	<input type="checkbox"/>	14" Full Length armpad - Gel Ovation (pair) ⁴			\$160
AR99	<input type="checkbox"/>	Omit armrest			NC

1- May have 1/2" adjustment restriction on both limits of the range; 2- not available with the Ultralight non-locking backrest; 3- May have some restriction with seat-to-floor height and rear wheel

4-Only available with "T" full length armrest; Not available with swing away and desk lenght armrests

ACCESSORIES

SIDE GUARDS (not available with "T" Armrest)						
SG01	<input type="checkbox"/>	Plastic side guards (removable)	Straight bracket -STD	Offset bracket ¹		\$235
SG03	<input type="checkbox"/>	Carbon fiber side guards (removable)	Straight bracket -STD	Offset bracket ¹		\$320
SG06	<input type="checkbox"/>	Plastic fender side guards (removable)	Straight bracket -STD	Offset bracket ¹		\$340
SG04	<input type="checkbox"/>	Carbon fiber fender side guards (removable)	Straight bracket -STD	Offset bracket ¹		\$535
SG99	<input type="checkbox"/>	Omit side guards				NC

1- only compatible with 0" and 2" camber; Increase width by 1/2" per side for a total of 1"

POSITIONING BELT						
SB01-S	<input type="checkbox"/>	Velcro adjustable - Small 35" ¹				\$50
SB01-L	<input type="checkbox"/>	Velcro adjustable - Long 60"				\$50
SB02-S	<input type="checkbox"/>	Auto buckle - Small 35" ¹				\$80
SB02-M	<input type="checkbox"/>	Auto buckle - Medium 48"				\$80
SB02-L	<input type="checkbox"/>	Auto buckle - Long 60"				\$80
SB04-M	<input type="checkbox"/>	BodyPoint Hip Belt - 2 point not padded - Medium 56"				\$105
SB04-L	<input type="checkbox"/>	BodyPoint Hip Belt - 2 point not padded - Long 61"				\$105
SB05-S	<input type="checkbox"/>	BodyPoint Hip Belt - 2 point padded - Small 51"				\$195
SB05-M	<input type="checkbox"/>	BodyPoint Hip Belt - 2 point padded - Medium 56"				\$195
SB05-L	<input type="checkbox"/>	BodyPoint Hip Belt - 2 point padded - Long 61"				\$195
SB06-S	<input type="checkbox"/>	BodyPoint Hip Belt - 4 point padded - Small 51"				\$220
SB06-M	<input type="checkbox"/>	BodyPoint Hip Belt - 4 point padded - Medium 56"				\$220
SB06-L	<input type="checkbox"/>	BodyPoint Hip Belt - 4 point padded - Long 61"				\$220
SB03	<input type="checkbox"/>	Hardware attachment for 2 extra points (1 pair)				\$15
SB08-M	<input type="checkbox"/>	BodyPoint EVOFLEX® Positioning Belt Rehab latch and Band Clamps - Medium 18"				\$365
SB08-L	<input type="checkbox"/>	BodyPoint EVOFLEX® Positioning Belt Rehab latch and Band Clamps - Long 24"				\$365
SB99	<input type="checkbox"/>	Omit positioning belt				STD

1- Not recommended for seat width of 18" and more

ACCESSORIES						
AC03	<input type="checkbox"/>	Anti-tippers				\$125
AC06	<input type="checkbox"/>	Cane and crutch holder	Left <input type="checkbox"/>	Right <input type="checkbox"/>		\$115
AC08	<input type="checkbox"/>	Spoke guards ¹	Available: 20", 22", 24", 25", 26"			\$165
AC10	<input type="checkbox"/>	Seat pouch				\$105
AC30	<input type="checkbox"/>	Newton multi-purpose pouch				\$80
AC26	<input type="checkbox"/>	BodyPoint Mobility Bag				\$150
AC23	<input type="checkbox"/>	Newton Backpack				\$135
AC13	<input type="checkbox"/>	Tool kit				\$60

1- Not available with Mag wheels and Spinergr; the 24" spoke guard will be installed on the 25" wheel

Colors																					
Options ¹	Black ⁴	High Gloss Carbon Fiber ⁴	Sunkissed Orange	Burgundy	Sapphire Blue	Monster Green	Charcoal	Fuchsia	Steel Blue	Ferrari Red	Acid Green	Electric Purple	Caribbean Blue	White	Pink Pearl	Plum Purple	Sky Blue	Black Cherry	Khaki Green (matte)	Desert Sand (matte)	
AirGrip	<input type="checkbox"/>	<input type="checkbox"/>	<input type="checkbox"/>	<input type="checkbox"/>	<input type="checkbox"/>	<input type="checkbox"/>	<input type="checkbox"/>	<input type="checkbox"/>	<input type="checkbox"/>	<input type="checkbox"/>	<input type="checkbox"/>	<input type="checkbox"/>	<input type="checkbox"/>	<input type="checkbox"/>	<input type="checkbox"/>	<input type="checkbox"/>	<input type="checkbox"/>	<input type="checkbox"/>	<input type="checkbox"/>	<input type="checkbox"/>	\$350
Frame	<input type="checkbox"/>	<input type="checkbox"/>	<input type="checkbox"/>	<input type="checkbox"/>	<input type="checkbox"/>	<input type="checkbox"/>	<input type="checkbox"/>	<input type="checkbox"/>	<input type="checkbox"/>	<input type="checkbox"/>	<input type="checkbox"/>	<input type="checkbox"/>	<input type="checkbox"/>	<input type="checkbox"/>	<input type="checkbox"/>	<input type="checkbox"/>	<input type="checkbox"/>	<input type="checkbox"/>	<input type="checkbox"/>	<input type="checkbox"/>	NC
Camber Tube	<input type="checkbox"/>	<input type="checkbox"/>	<input type="checkbox"/>	<input type="checkbox"/>	<input type="checkbox"/>	<input type="checkbox"/>	<input type="checkbox"/>	<input type="checkbox"/>	<input type="checkbox"/>	<input type="checkbox"/>	<input type="checkbox"/>	<input type="checkbox"/>	<input type="checkbox"/>	<input type="checkbox"/>	<input type="checkbox"/>	<input type="checkbox"/>	<input type="checkbox"/>	<input type="checkbox"/>	<input type="checkbox"/>	<input type="checkbox"/>	\$75
Highlight ³	<input type="checkbox"/>	<input type="checkbox"/>	<input type="checkbox"/>	<input type="checkbox"/>	<input type="checkbox"/>	<input type="checkbox"/>	<input type="checkbox"/>	<input type="checkbox"/>	<input type="checkbox"/>	<input type="checkbox"/>	<input type="checkbox"/>	<input type="checkbox"/>	<input type="checkbox"/>	<input type="checkbox"/>	<input type="checkbox"/>	<input type="checkbox"/>	<input type="checkbox"/>	<input type="checkbox"/>	<input type="checkbox"/>	<input type="checkbox"/>	NC
FC99 ²	<input type="checkbox"/>	Custom Color	Specify PPG Paintit color:																	<i>additional 10 days lead-time</i>	\$422

1- Color representation may vary from one monitor to another. Therefore, the actual paint color on your wheelchair might differ slightly from what you see on your screen.;

Finish between Airgrip and frame might be different;

2- Only available with carbon fiber upgrade; 3- To see different highlight, visit our website: https://www.motioncomposites.com/en_ca/products/rigid-wheelchairs/apex-c

4- Black frame will be STD for the aluminum/High Gloss Carbon Fiber will be STD for the Carbon frame upgrade



CUSTOMIZATION STARTS HERE!

With EVO Custom, whether it's a subtle tweak for comfort or mobility, or a fully reimagined component tailored to your unique needs, we're here to support you.



Explore the
EVO Custom Catalog.


You can include your request or reference an existing customization from our catalog in the notes section below.



Have a customization in mind or a specific request? The **EVO Custom Request Form** is the best place to start.


Notes :


nxt SEATING RIGID ON CHAIR – CDN ORDER FORM

 <p>Use wheelchair configuration Or use this size: NXCABF _____ (W" x D")</p>	WIDTH										
		12"	13"	14"	15"	16"	17"	18"	19"	20"	
	DEPTH	12"	\$750	\$750	\$750		N/A	N/A	N/A	N/A	N/A
		13"						N/A	N/A	N/A	N/A
		14"	\$750	\$750	\$750						
		15"		\$750	\$750	\$750	\$750				
		16"		\$750	\$750	\$750	\$750	\$750	\$786	\$786	
		17"	N/A			\$750	\$750	\$750	\$750	\$786	\$786
		18"	N/A			\$750	\$750	\$750	\$750	\$786	\$786
		19"	N/A			\$750	\$750	\$750	\$750	\$786	\$786
20"		N/A			\$750	\$750	\$750	\$786	\$786	\$786	
Option: Change cover for incontinent/infection control outer cover										N/C	


Green boxes are stocked sizes; the red boxes require customization*; the N/A boxes are not available sizes.
*Customization (red boxes) is available with an upcharge of \$160.00 and has a 2 to 4 weeks additional lead time.

SEATING AND CUSHION ACCESSORIES

	MODEL #	Description	Fits Back Width	Retail	QTY
	RSSI 1600	Solid Seat Insert	Fits cushions 16" & 17" wide (40.6-43.2 cm) and 14"-18" deep (35.6-45.7 cm)	\$96	
	RSSI 1800	Solid Seat Insert	Fits cushions 18" & 19" wide (45.7-48.3 cm) and 14"-18" deep (35.6-45.7 cm)	\$96	
	RSSI 2000	Solid Seat Insert	Fits cushions 20"-22" wide (50.8-55.9 cm) and 18"-20" deep (45.7-50.8 cm)	\$96	

THORACIC SHAPE			Optima™ THORACIC BACK SUPPORT							
	WIDTH	HEIGHT	MODEL # ALUMINUM	RETAIL	✓	Repl. cover & foam	Retail	✓		
	13"	7"	NOACB1307	\$870		NIB-2187V	\$156			
	13"	9"	NOACB1309	\$870		NIB-2188V	\$156			
	13"	13"	NOACB1313	\$870		NIB-2189V	\$156			
	13"	16"	NOACB1316	\$870		NIB-2190V	\$156			
	14"	7"	NOACB1407	\$870		NIB-2191V	\$156			
	14"	9"	NOACB1409	\$870		NIB-2192V	\$156			
	14"	13"	NOACB1413	\$870		NIB-2193V	\$156			
	14"	16"	NOACB1416	\$870		NIB-2194V	\$156			
15"	7"	NOACB1507	\$870		NIB-2195V	\$156				
15"	9"	NOACB1509	\$870		NIB-2196V	\$156				
15"	13"	NOACB1513	\$870		NIB-2197V	\$156				
15"	16"	NOACB1516	\$870		NIB-2198V	\$156				
16"	7"	NOACB1607	\$870		NIB-2199V	\$156				
16"	9"	NOACB1609	\$870		NIB-2200V	\$156				
16"	13"	NOACB1613	\$870		NIB-2201V	\$156				
16"	16"	NOACB1616	\$870		NIB-2202V	\$156				
17"	7"	NOACB1707	\$870		NIB-2204V	\$156				
17"	9"	NOACB1709	\$870		NIB-2205V	\$156				
17"	13"	NOACB1713	\$870		NIB-2206V	\$156				
17"	16"	NOACB1716	\$870		NIB-2207V	\$156				
18"	7"	NOACB1807	\$870		NIB-2209V	\$156				
18"	9"	NOACB1809	\$870		NIB-2210V	\$156				
18"	13"	NOACB1813	\$870		NIB-2211V	\$156				
18"	16"	NOACB1816	\$870		NIB-2212V	\$156				
20"	7"	NOACB2007	\$870		NIB-2216V	\$156				
20"	9"	NOACB2009	\$870		NIB-2217V	\$156				
20"	13"	NOACB2013	\$870		NIB-2218V	\$156				
20"	16"	NOACB2016	\$870		NIB-2219V	\$156				

PLEASE NOTE: Each back will fit widths up to 2" wider.

		Optima Carbon™ THORACIC BACK SUPPORT CARBON FIBER SHELL (WEIGHT SAVINGS – 1lb)							
WIDTH	HEIGHT	MODEL # CARBON	RETAIL	✓	Repl. cover &	Retail	✓		
13"	7"								
13"	9"								
13"	13"								
13"	16"								
14"	7"								
14"	9"	NOCFACB1409	\$1,380		NIB-2192V	\$156			
14"	13"	NOCFACB1413	\$1,380		NIB-2193V	\$156			
14"	16"	NOCFACB1416	\$1,380		NIB-2194V	\$156			
15"	7"								
15"	9"	NOCFACB1509	\$1,380		NIB-2196V	\$156			
15"	13"	NOCFACB1513	\$1,380		NIB-2197V	\$156			
15"	16"	NOCFACB1516	\$1,380		NIB-2198V	\$156			
16"	7"								
16"	9"	NOCFACB1609	\$1,380		NIB-2200V	\$156			
16"	13"	NOCFACB1613	\$1,380		NIB-2201V	\$156			
16"	16"	NOCFACB1616	\$1,380		NIB-2202V	\$156			
17"	7"								
17"	9"	NOCFACB1709	\$1,380		NIB-2205V	\$156			
17"	13"	NOCFACB1713	\$1,380		NIB-2206V	\$156			
17"	16"	NOCFACB1716	\$1,380		NIB-2207V	\$156			
18"	7"								
18"	9"	NOCFACB1809	\$1,380		NIB-2210V	\$156			
18"	13"	NOCFACB1813	\$1,380		NIB-2211V	\$156			
18"	16"	NOCFACB1816	\$1,380		NIB-2212V	\$156			
20"	7"								
20"	9"	NOCFACB2009	\$1,380		NIB-2217V	\$156			
20"	13"	NOCFACB2013	\$1,380		NIB-2218V	\$156			
20"	16"	NOCFACB2016	\$1,380		NIB-2219V	\$156			

ALL PRICES QUOTED IN CAD PRICES ARE SUBJECT TO CHANGE WITHOUT NOTICE.

For additional NXT models, sizes and hardware not shown, please refer to the complete NXT Seating Order Form at www.motioncomposites.com



Optima™ DEEP

THORACIC BACK SUPPORT

THORACIC SHAPE

WIDTH	HEIGHT	MODEL # ALUMINUM	RETAIL	✓	Repl. cover & foam	Retail	✓
13"	7"	NOPCB1307	\$990		NIB-2240V	\$156	
13"	9"	NOPCB1309	\$990		NIB-2241V	\$156	
13"	13"	NOPCB1313	\$990		NIB-2242V	\$156	
13"	16"	NOPCB1316	\$990		NIB-2243V	\$156	
14"	7"	NOPCB1407	\$990		NIB-2244V	\$156	
14"	9"	NOPCB1409	\$990		NIB-2245V	\$156	
14"	13"	NOPCB1413	\$990		NIB-2246V	\$156	
14"	16"	NOPCB1416	\$990		NIB-2247V	\$156	
15"	7"	NOPCB1507	\$990		NIB-2248V	\$156	
15"	9"	NOPCB1509	\$990		NIB-2249V	\$156	
15"	13"	NOPCB1513	\$990		NIB-2250V	\$156	
15"	16"	NOPCB1516	\$990		NIB-2251V	\$156	
16"	7"	NOPCB1607	\$990		NIB-2252V	\$156	
16"	9"	NOPCB1609	\$990		NIB-2253V	\$156	
16"	13"	NOPCB1613	\$990		NIB-2254V	\$156	
16"	16"	NOPCB1616	\$990		NIB-2255V	\$156	
17"	7"	NOPCB1707	\$990		NIB-2257V	\$156	
17"	9"	NOPCB1709	\$990		NIB-2258V	\$156	
17"	13"	NOPCB1713	\$990		NIB-2259V	\$156	
17"	16"	NOPCB1716	\$990		NIB-2260V	\$156	
18"	7"	NOPCB1807	\$990		NIB-2262V	\$156	
18"	9"	NOPCB1809	\$990		NIB-2263V	\$156	
18"	13"	NOPCB1813	\$990		NIB-2264V	\$156	
18"	16"	NOPCB1816	\$990		NIB-2265V	\$156	
20"	7"	NOPCB2007	\$990		NIB-2269V	\$156	
20"	9"	NOPCB2009	\$990		NIB-2270V	\$156	
20"	13"	NOPCB2013	\$990		NIB-2271V	\$156	
20"	16"	NOPCB2016	\$990		NIB-2272V	\$156	

PLEASE NOTE: Each back will fit widths up to 2" wider.

BACK SUPPORT HARDWARE OPTIONS

All backs come STANDARD with QuickRelease Mounting Hardware. The following are fixed hardware options available at no charge when ordered with a back support.


MODEL #	DESCRIPTION	WEIGHT OF HARDWARE ONLY	RETAIL	✓
	QuickFit Quick Release Hardware System	STANDARD (2 LBS)	STD	
NIB-1642	Micro Mount 2 point fixed hardware. Back width needs to match chair width	Weight savings of 1.4 lb over standard	NC	
NIB-1207	2 point fixed hardware. Width expandable to fit 3 sizes of chair	Weight savings of 1.0 lb over standard	NC	

BACK SUPPORT ACCESSORIES

MODEL #	DESCRIPTION	FITS BACK WIDTH	RETAIL	QTY
Custom - Cover	Optional Infection Control Wipe Down Back Support Cover	Specify back model # when ordering	\$246	
NIB-1938	Extra Small Privacy Flap for 11" - 13" wide back supports	11" - 13" (27.9 - 33.0)	\$84	
NIB-1078	Small Privacy Flap for 14"-16" wide back supports	14" - 16" (35.6-40.6 cm)	\$84	
NIB-1079	Medium Flap for 17"-19" wide back supports	17" - 19" (43.2-48.3 cm)	\$84	
NIB-1080	Large Privacy Flap for 20"-22" wide back supports	20" - 22" (50.8-55.9 cm)	\$84	
NIB-1081	Extra Large Privacy Flap for 23" - 26" wide back supports	23" - 26" (58.4 - 66.0 cm)	\$84	

EXTRA COVERS

Extra Outer smartx3D Cover



Extra Outer Incontinent Cover



ITEM	WIDTH X DEPTH	RETAIL	QTY
Extra Outer smartx ^{3D} Cover – For a cover up to 18" x 18"	NXCCBF V	\$156	
Extra Outer smartx ^{3D} Cover – For a cover 18" x 20" and above	NXCCBF V	\$180	
Extra Outer Incontinent Cover – For a cover up to 18" x 18"	NXCCAF V	\$156	
Extra Outer Incontinent Cover – For a cover 18" x 20" and above	NXCCAF V	\$180	

ALL PRICES QUOTED IN CAD PRICES ARE SUBJECT TO CHANGE WITHOUT NOTICE.

For additional NXT models, sizes and hardware not shown, please refer to the complete NXT Seating Order Form at www.motioncomposites.com



Optima Carbon™ DEEP

THORACIC BACK SUPPORT
CARBON FIBER SHELL (WEIGHT SAVINGS – 1lb)

WIDTH	HEIGHT	MODEL # CARBON	RETAIL	✓	Repl. cover &	Retail	✓
13"	7"						
13"	9"						
13"	13"						
13"	16"						
14"	7"						
14"	9"	NOCFPCB1409	\$1,500		NIB-2245V	\$156	
14"	13"	NOCFPCB1413	\$1,500		NIB-2246V	\$156	
14"	16"	NOCFPCB1416	\$1,500		NIB-2247V	\$156	
15"	7"						
15"	9"	NOCFPCB1509	\$1,500		NIB-2249V	\$156	
15"	13"	NOCFPCB1513	\$1,500		NIB-2250V	\$156	
15"	16"	NOCFPCB1516	\$1,500		NIB-2251V	\$156	
16"	7"						
16"	9"	NOCFPCB1609	\$1,500		NIB-2253V	\$156	
16"	13"	NOCFPCB1613	\$1,500		NIB-2254V	\$156	
16"	16"	NOCFPCB1616	\$1,500		NIB-2255V	\$156	
17"	7"						
17"	9"	NOCFPCB1709	\$1,500		NIB-2258V	\$156	
17"	13"	NOCFPCB1713	\$1,500		NIB-2259V	\$156	
17"	16"	NOCFPCB1716	\$1,500		NIB-2260V	\$156	
18"	7"						
18"	9"	NOCFPCB1809	\$1,500		NIB-2263V	\$156	
18"	13"	NOCFPCB1813	\$1,500		NIB-2264V	\$156	
18"	16"	NOCFPCB1816	\$1,500		NIB-2265V	\$156	
20"	7"						
20"	9"	NOCFPCB2009	\$1,500		NIB-2270V	\$156	
20"	13"	NOCFPCB2013	\$1,500		NIB-2271V	\$156	
20"	16"	NOCFPCB2016	\$1,500		NIB-2272V	\$156	