



**1- Purchasing information**

P.O. number:\* \_\_\_\_\_ Date: \_\_\_\_\_  
 Company Name:\* \_\_\_\_\_  
 Purchasing contact:\* \_\_\_\_\_  
 Phone:\* \_\_\_\_\_  
 Email:\* \_\_\_\_\_  
 Contact preference:\* Phone  Email   
 Marked for: \_\_\_\_\_

**3- Shipping information**

Ship to:\* \_\_\_\_\_  
 Name: \_\_\_\_\_  
 Address: \_\_\_\_\_  
 City: \_\_\_\_\_ Province: \_\_\_\_\_  
 Postal Code: \_\_\_\_\_  
 Phone: \_\_\_\_\_

**2- Dealer/Representative information**

Dealer/Representative:\* \_\_\_\_\_  
 Phone:\* \_\_\_\_\_  
 Email:\* \_\_\_\_\_  
 Contact preference:\* Phone  Email

| * Required |                          | MA040 <input type="checkbox"/>                                     | MA041 <input type="checkbox"/>   | Taxes not included             |
|------------|--------------------------|--|--|--------------------------------|
|            |                          | English Manual (STD)   | Manuel Français  |                                |
| MODEL      |                          |  |  |                                |
| WC11       | <input type="checkbox"/> | Ultralight Aluminum APEX Rigid Wheelchair<br>(265 lb weight limit) | Triple-buttet aluminum frame / Aluminum back canes and back rigidizer / Aluminum seat rigidizer / Ultralight carbon fiber camber tube and rear frame rigidizer | WM0001305 \$3,745              |
| WC21       | <input type="checkbox"/> | Apex Carbon fiber frame upgrade<br>(High Gloss Carbon Fiber)       | Ultralight carbon fiber frame, back canes, back rigidizer, seat rigidizer, camber tube and rear frame rigidizer.   | WAMZ \$1,450                   |
| EVO-R      | <input type="checkbox"/> | Evo Rigid - Chair resizing service*                                | To be used within 24 months of chair purchase  | Aluminum \$700<br>Carbon \$900 |

\*By selecting this option, I agree to the terms and conditions of the EVO-RIGID program. [https://www.motioncomposites.com/en\\_us/terms-and-conditions](https://www.motioncomposites.com/en_us/terms-and-conditions)

**FRAME**

| SEAT WIDTH   |                          |  |                              |                              |                              |                              |                              |                              |       |             |
|--------------|--------------------------|--|------------------------------|------------------------------|------------------------------|------------------------------|------------------------------|------------------------------|-------|-------------|
| SW           | <input type="checkbox"/> | 12" <input type="checkbox"/>                           | 13" <input type="checkbox"/> | 14" <input type="checkbox"/> | 15" <input type="checkbox"/> | 16" <input type="checkbox"/> | 17" <input type="checkbox"/> | 18" <input type="checkbox"/> | WAMA  | NC<br>\$365 |
|              | <input type="checkbox"/> | 19" <input type="checkbox"/>                           | 20" <input type="checkbox"/> |                              |                              |                              |                              |                              |       |             |
| SEAT DEPTH   |                          |  |                              |                              |                              |                              |                              |                              |       |             |
| SD           | <input type="checkbox"/> | 12" <input type="checkbox"/>                           | 13" <input type="checkbox"/> | 14" <input type="checkbox"/> | 15" <input type="checkbox"/> | 16" <input type="checkbox"/> | 17" <input type="checkbox"/> | 18" <input type="checkbox"/> | WAMB  | NC<br>\$280 |
|              | <input type="checkbox"/> | 19" <input type="checkbox"/>                           | 20" <input type="checkbox"/> |                              |                              |                              |                              |                              |       |             |
| FRAME LENGTH |                          |  |                              |                              |                              |                              |                              |                              |       |             |
| SP01         | <input type="checkbox"/> | Standard frame length configuration <sup>1</sup>       |                              |                              |                              |                              |                              |                              |       | STD         |
| SP02         | <input type="checkbox"/> | Frame length 1" longer than standard configuration     |                              |                              |                              |                              |                              |                              |       | NC          |
| SP03         | <input type="checkbox"/> | Frame length 2" longer than standard configuration     |                              |                              |                              |                              |                              |                              |       | NC          |
| SP04         | <input type="checkbox"/> | Frame length 1" shorter than standard configuration    |                              |                              |                              |                              |                              |                              |       | NC          |
| SP05         | <input type="checkbox"/> | Frame length 2" shorter than standard configuration    |                              |                              |                              |                              |                              |                              |       | NC          |
| TIE-DOWN     |                          |  |                              |                              |                              |                              |                              |                              |       |             |
| AC05-S       | <input type="checkbox"/> | WC-19 Transit Tie Down w/Q'straint belt <sup>2,3</sup> |                              |                              | Short belt 20"-41"           |                              |                              |                              | \$370 |             |
| AC05-L       | <input type="checkbox"/> | WC-19 Transit Tie Down w/Q'straint belt <sup>2,3</sup> |                              |                              | Long belt 20"-46"            |                              |                              |                              | \$370 |             |
| AC35         | <input type="checkbox"/> | WC-19 Transit Tie Down without belt <sup>3</sup>       |                              |                              |                              |                              |                              |                              |       | \$345       |

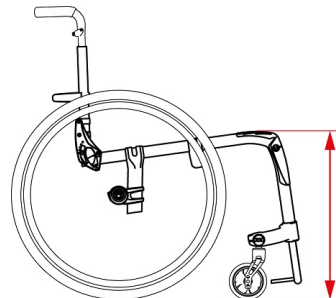
1- Distance of 4.37" from end of seat upholstery to bend

2- Not available with depth adjustable back; 3- May interfere with the swing away armrest and the clamp on height adjustable push handle; Add a 3" of frame length behind backrest

4. Width calculator

| FRONT Seat-to-floor height |                           |  |   |
|----------------------------|---------------------------|--|---|
| Caster sizes               | Height available +/- 1/4" |  | Specify desired height:<br><br>_____ (inches) |
| <input type="checkbox"/>   | 3" Caster                 | 14" to 21"                                 |   |
| <input type="checkbox"/>   | 4" Caster                 | 14.5" to 21"                               |   |
| <input type="checkbox"/>   | 5" Caster                 | 15.5" to 21"                               |   |
| <input type="checkbox"/>   | 6" Caster                 | 16.5" to 21"<br>(N/A with 90° front frame) |   |

| Frog Legs FRONT Seat-to-floor height |                           |   |   |
|--------------------------------------|---------------------------|---|---|
| Caster Sizes                         | Height available +/- 1/4" |   | Specify desired height:<br><br>_____ (inches) |
| <input type="checkbox"/>             | 3" Caster                 | 15.25" to 21"                               |   |
| <input type="checkbox"/>             | 4" Caster                 | 15.75" to 21"                               |   |
| <input type="checkbox"/>             | 5" Caster                 | 16.75" to 21"                               |   |
| <input type="checkbox"/>             | 6" Caster                 | 17.75" to 21"<br>(N/A with 90° front frame) |   |



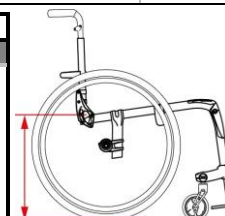
**FRONT CASTERS**

| CASTERS            |                          |   |  | Available      |       |
|--------------------|--------------------------|---|--|----------------|-------|
| CA01-03 to CA01-06 | <input type="checkbox"/> | Composite wheel w/ PU tire (1")         |  | 3", 4", 5", 6" | NC    |
| CA10               | <input type="checkbox"/> | Pneumatic casters (1 ¼")                |  | 6"             | \$170 |
| CA14 to CA16       | <input type="checkbox"/> | Newton UltraCaster Composite (1 ½ ")    |  | 4", 5", 6"     | \$120 |
| CA17 to CA19       | <input type="checkbox"/> | Newton UltraCaster Aluminum (1 ½ ")     |  | 4", 5", 6"     | \$198 |
| CASTER OPTIONS     |                          |   |  |                |       |
| CA13               | <input type="checkbox"/> | Carbon fiber Frog Legs suspension forks |  |                | \$525 |

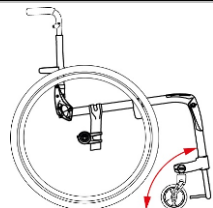
| REAR Seat-to-floor height                |                          |  |
|--|--------------------------|--|
| Wheel sizes                              | Height available +- 1/4" |  |
| <input type="checkbox"/> 20" (451) wheel | 14" to 17.5"             |  |
| <input type="checkbox"/> 22" (501) wheel | 14" to 18.5"             |  |
| <input type="checkbox"/> 24" (540) wheel | 15" to 19.5"             |  |
| <input type="checkbox"/> 25" (559) wheel | 15.5" to 20"             |  |
| <input type="checkbox"/> 26" (590) wheel | 16" to 20"               |  |

Specify desired height:

\_\_\_\_\_ (inches)



| FRONT FRAME ANGLE |                          |  |    |
|-------------------|--------------------------|--|----|
| FA70              | <input type="checkbox"/> | 70° Front frame angle (carbon upgrade available with at least 1" seat slope) | NC |
| FA75              | <input type="checkbox"/> | 75° Front frame angle  | NC |
| FA80              | <input type="checkbox"/> | 80° Front frame angle  | NC |
| FA85              | <input type="checkbox"/> | 85° Front frame angle  | NC |
| FA90              | <input type="checkbox"/> | 90° Front frame angle  | NC |



**Seat upholstery to footplate length**

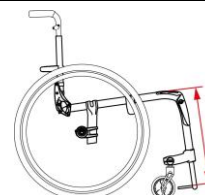
12" to 19" without high mount

7" to 13" with high mount <sup>1</sup>

Specify desired length <sup>2</sup>:

\_\_\_\_\_ (inches)

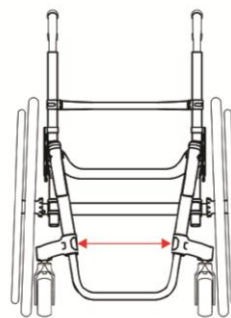
Required



<sup>1</sup>- Choose high mount in the footplates section; <sup>2</sup>- The seat upholstery to footrest length requested may not be available, depending on the configuration requested

**Footrest width / Taper selection**

| Seat Width | Straight            |                               | 1" Taper                      |                               | 2" Taper |  |
|------------|---------------------|-------------------------------|-------------------------------|-------------------------------|----------|--|
|            | Outside Measurement | 2 ½" Narrower than Seat Width | 4 ½" Narrower than Seat Width | 6 ½" Narrower than Seat Width |          |  |
| 12"        |                     | 9.5"                          | 7.5"                          |                               |          |  |
| 13"        |                     | 10.5"                         | 8.5"                          |                               |          |  |
| 14"        |                     | 11.5"                         | 9.5"                          |                               |          |  |
| 15"        |                     | 12.5"                         | 10.5"                         |                               |          |  |
| 16"        |                     | 13.5"                         | 11.5"                         |                               | 9.5"     |  |
| 17"        |                     | 14.5"                         | 12.5"                         |                               | 10.5"    |  |
| 18"        |                     | 15.5"                         | 13.5"                         |                               | 11.5"    |  |
| 19"        |                     | 16.5"                         | 14.5"                         |                               | 12.5"    |  |
| 20"        |                     | 17.5"                         | 15.5"                         |                               | 13.5"    |  |



Note: higher than 20" Front STFH will reduce the footrest width up to 1" with a 2" taper

**Rear wheels**

| REAR WHEELS |                          |                                       |  | Available               |         |
|-------------|--------------------------|---------------------------------------|--|-------------------------|---------|
| RW01        | <input type="checkbox"/> | Mag <sup>2</sup>                      |  | 20", 22" 24"            | \$150   |
| RW02        | <input type="checkbox"/> | Newton One - spoke wheel <sup>2</sup> |  | 20", 22" 24"            | STD     |
| RW03        | <input type="checkbox"/> | Newton Gravity - ultralight wheel     |  | 20", 22", 24", 25", 26" | \$390   |
| RW04        | <input type="checkbox"/> | Spinergy Spox                         | Blk STD <input type="checkbox"/> Wht <sup>3</sup> <input type="checkbox"/> Blue <sup>3</sup> <input type="checkbox"/> Red <sup>3</sup> <input type="checkbox"/> Yel <sup>3</sup> <input type="checkbox"/>  | 22", 24", 25", 26"      | \$915   |
| RW05        | <input type="checkbox"/> | Spinergy LX                           | Blk STD <input type="checkbox"/> Pur <sup>3</sup> <input type="checkbox"/> Wht <sup>3</sup> <input type="checkbox"/> Blue <sup>3</sup> <input type="checkbox"/> Red <sup>3</sup> <input type="checkbox"/> Yel <sup>3</sup> <input type="checkbox"/> Pink <sup>3</sup> <input type="checkbox"/> Grn <sup>3</sup> <input type="checkbox"/> Org <sup>3</sup> <input type="checkbox"/> | 22", 24", 25", 26"      | \$1,135 |
| RW07        | <input type="checkbox"/> | Spinergy CLX <sup>4</sup>             | Blk STD <input type="checkbox"/> Pur <sup>3</sup> <input type="checkbox"/> Wht <sup>3</sup> <input type="checkbox"/> Blue <sup>3</sup> <input type="checkbox"/> Red <sup>3</sup> <input type="checkbox"/> Yel <sup>3</sup> <input type="checkbox"/> Pink <sup>3</sup> <input type="checkbox"/> Grn <sup>3</sup> <input type="checkbox"/> Org <sup>3</sup> <input type="checkbox"/> | 24", 25"                | \$1,690 |

| TIRES     |                          |   |  | Available               |       |
|-----------|--------------------------|---|--|-------------------------|-------|
| AIRLESS   |                          |   |  |                         |       |
| TI01      | <input type="checkbox"/> | Soft Urethane 1 3/8" - Low Tread, black                                 |  | 20", 22" 24"            | NC    |
| TI02      | <input type="checkbox"/> | Soft Urethane 1 3/8" - Medium Tread, black <sup>5</sup>                 |  | 22", 24", 25", 26"      | \$120 |
| TI04      | <input type="checkbox"/> | Soft Urethane 1" - No tread, black - Shox                               |  | 22", 24", 25", 26"      | \$150 |
| TI08      | <input type="checkbox"/> | Pneumatic Airless insert 1 3/8" - Medium Tread <sup>6</sup>             |  | 22", 24", 26"           | \$235 |
| PNEUMATIC |                          |   |  |                         |       |
| TI05      | <input type="checkbox"/> | Pneumatic 1 3/8" - Medium Tread   |  | 20", 22", 24", 25", 26" | STD   |
| TI06      | <input type="checkbox"/> | Pneumatic HP 1" - Low Tread, Puncture resistant, black - SpeedLite      |  | 20", 22", 24", 25", 26" | \$130 |
| TI07      | <input type="checkbox"/> | Pneumatic HP 1" - Medium Tread, Puncture resistant, black - TrailBlazer |  | 24", 25", 26"           | \$210 |
| TI03      | <input type="checkbox"/> | Pneumatic 2" - Large Tread, black                                       |  | 22", 24", 25"           | \$140 |

<sup>1</sup>- Not compatible with HP tires; Only available with aluminum or plastic coated handrim in standard position; <sup>2</sup>- Not compatible with Shox tires; <sup>3</sup>- Colour spokes require an additional 10 days lead-time;

<sup>4</sup>- Only available with 1" tires; <sup>5</sup>- The 22" is only available with Mags and Newton One rear wheels; 25" and 26" are not available with Newton Gravity wheels

<sup>6</sup>- Not available with Spinergy CLX, Spinergy LX 25", 26" and Spox 25", 26" rear wheels

## Handrims

| HANDRIM                 |                          |  |  | Available               |      |       |
|-------------------------|--------------------------|--|--|-------------------------|------|-------|
| HR01                    | <input type="checkbox"/> | Aluminum anodized  |  | 20", 22", 24", 25", 26" |      | STD   |
| HR61                    | <input type="checkbox"/> | Aluminum black hard anodized <sup>2</sup>  |  | 20", 22", 24", 25"      |      | \$95  |
| HR02                    | <input type="checkbox"/> | Plastic coated <sup>1</sup>  |  | 20", 22", 24", 25", 26" | WAMO | \$180 |
| HR03                    | <input type="checkbox"/> | High friction coated <sup>1,2</sup>  |  | 22", 24", 25", 26"      | WAMO | \$460 |
| HR07-HR18 and HR65-HR71 | <input type="checkbox"/> | Newton Air Grip <sup>2</sup> <span style="color: red;">See page 6 for the color selection and price</span> |  | 20", 22", 24", 25", 26" | WAMO |       |
| HR28                    | <input type="checkbox"/> | Surge <sup>1,2</sup> (1 1/2" Oval handrim w/ Gripton high friction strip)                                  |  | 22", 24", 25", 26"      |      | \$485 |
| HR05                    | <input type="checkbox"/> | Surge LT <sup>1,2</sup> (1 1/8" Oval handrim w/ Gripton high friction strip)                               |  | 22", 24", 25", 26"      |      | \$515 |
| HR04                    | <input type="checkbox"/> | Natural Fit <sup>1,2</sup>   |  | 22", 24", 25", 26"      |      | \$320 |
| HR62                    | <input type="checkbox"/> | Simi H <sup>1,2</sup> (1 3/8" Oval handrim with high friction strip)                                       |  | 22", 24", 25", 26"      |      | \$485 |
| HR63                    | <input type="checkbox"/> | Nova H <sup>1,2</sup> (1 1/4" Oval handrim with high friction strip)                                       |  | 22", 24", 25", 26"      |      | \$515 |
| HR64                    | <input type="checkbox"/> | Optimum H <sup>1,2</sup> (1 1/8" heart-shaped handrim)   |  | 22", 24", 25", 26"      |      | \$320 |
| HR99                    | <input type="checkbox"/> | Omit handrim   |  |                         |      | NC    |

1- Only standard and narrow handrim position. By default, the tab won't be cut with the narrow position; 2- Not available with Mag wheels

3- 25" and 26" are not available in narrow position; 24" is not available with the Spinergy Spox, LX and CLX in narrow position; CLX rear wheel are not available with thumb piece

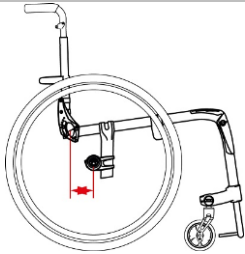
## Handrims option

| ASSEMBLY POSITION   |                          |   |  |   |  |       |
|---|--------------------------|---|--|---|--|-------|
| HR29  | <input type="checkbox"/> | Standard Handrim position                     | Full tab   |   |  | STD   |
| HR030   | <input type="checkbox"/> | Narrow Handrim position no cut                | Full tab   |   |  | NC    |
| HR30  | <input type="checkbox"/> | Narrow Handrim position with cut <sup>3</sup> | Short tab 2 positions                              |   |  | \$29  |
| HR31  | <input type="checkbox"/> | Super Narrow Handrim <sup>3</sup>             | Short tab 2 positions STD <input type="checkbox"/> | Short tab 1 position <input type="checkbox"/> |  | \$29  |
| THUMB PIECE SELECTION FOR NATURAL FIT, SURGE, SURGE LT HANDRIMS |                          |   |  |   |  |       |
| HR23  | <input type="checkbox"/> | Standard grip                                 |  |   |  | \$200 |
| HR27  | <input type="checkbox"/> | Super grip                                    |  |   |  | \$230 |
| HR099   | <input type="checkbox"/> | Omit thumb piece                              |  |   |  | NC    |

3- Only available with Aluminum and Air Grip handrims;

| AXLES             |                          |                    |  |  |  |       |
|-------------------|--------------------------|--------------------|--|--|--|-------|
| AX01              | <input type="checkbox"/> | Quick release axle |  |  |  | \$100 |
| AX03              | <input type="checkbox"/> | Quad release axle  |  |  |  | \$280 |
| REAR WHEEL CAMBER |                          |                    |  |  |  |       |
| CM00              | <input type="checkbox"/> | 0° camber          |  |  |  | STD   |
| CM02              | <input type="checkbox"/> | 2° camber          |  |  |  | NC    |
| CM04              | <input type="checkbox"/> | 4° camber          |  |  |  | NC    |
| CM06              | <input type="checkbox"/> | 6° camber          |  |  |  | NC    |
| CM08              | <input type="checkbox"/> | 8° camber          |  |  |  | NC    |

| CENTER OF GRAVITY   |                        |
|---|------------------------|
| Specify the position of rear wheel axle plate: _____  |                        |
| Measure distance from front of back post to center of axle receiver.  |                        |
| 0 - 6" range  | Set At: _____ (inches) |
| <p><i>If not indicated, default setting is at 2.5"</i></p> <p><i>Motion Composites will select the closest possible center of gravity (COG) if an issue arises with the COG</i></p> |                        |



| WHEEL LOCK |                          |   |  |      |  |       |
|------------|--------------------------|---|--|------|--|-------|
| WL08       | <input type="checkbox"/> | Newton wheel lock - push to lock  |  |      |  | STD   |
| WL16       | <input type="checkbox"/> | Aluminum push to lock with extensions   |  |      |  | \$85  |
| WL02       | <input type="checkbox"/> | Pull to lock  |  |      |  | NC    |
| WL04       | <input type="checkbox"/> | Newton grade aid push to lock (Works best with pneumatic or high pressure tire) |  | WAMR |  | \$200 |
| WL13       | <input type="checkbox"/> | 6" removable extension handle <sup>1</sup>                                      |  |      |  | \$75  |
| WL14       | <input type="checkbox"/> |   |  |      |  |       |
| WL05       | <input type="checkbox"/> | Scissors lock   |  |      |  | \$200 |
| WL99       | <input type="checkbox"/> | Omit wheel locks  |  |      |  | NC    |

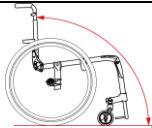
1- Only available with Newton push to lock (WL08), pull to lock (WL02) and Newton Grade aid (WL04)

| FOOTPLATES             |                          |   |  |                  |  |       |
|------------------------|--------------------------|---|--|------------------|--|-------|
| FP12                   | <input type="checkbox"/> | Tubular open loop <sup>1</sup>  |  |                  |  | STD   |
| FP13                   | <input type="checkbox"/> | Tubular with ABS cover  |  |                  |  | NC    |
| FP31                   | <input type="checkbox"/> | Newton adjustable angle - Aluminum (one piece)  |  | WAMJ / SEFND0015 |  | \$105 |
| FP32                   | <input type="checkbox"/> | Newton adjustable angle - Carbon fiber (one piece with rubber inserts)                    |  | WAMJ / SEFND0015 |  | \$210 |
| FP14                   | <input type="checkbox"/> | Flip back, adjustable angle aluminum  |  | WAMJ / SEFND0015 |  | \$240 |
| FP15                   | <input type="checkbox"/> | Flip back, adjustable angle carbon fiber  |  | WAMJ / SEFND0015 |  | \$355 |
| FR25                   | <input type="checkbox"/> | High mount with adjustable angle footplate (Aluminum - one piece)                         |  |                  |  | \$200 |
| FR26                   | <input type="checkbox"/> | High mount with adjustable angle footplate (Carbon fiber with rubber inserts - one piece) |  |                  |  | \$280 |
| FOOTPLATES ACCESSORIES |                          |   |  |                  |  |       |
| FP16                   | <input type="checkbox"/> | 2" riser (only available with aluminum angle adjustable footplate) <sup>2</sup>           |  | SEFND0030        |  | \$105 |
| FP09                   | <input type="checkbox"/> | Calf strap  |  | SEFND0010        |  | \$62  |
| FP30                   | <input type="checkbox"/> | Bodypoint Aeromesh Padded calf strap  |  | SEFND0010        |  | \$145 |

1 - Available on: all straight frames; 1" taper with seat width of 14" and greater; 2" taper with seat width of 16" and greater

2- Not available with high mount

**SEATING AND BACKREST**

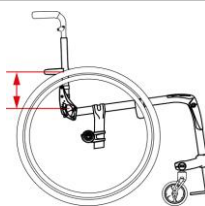
| BACK UPHOLSTERY   |                          |   |                                       |  |  |  |                                     |                              |                                     |                                     |   |     |
|---|--------------------------|---|---------------------------------------|--|--|--|-------------------------------------|------------------------------|-------------------------------------|-------------------------------------|---|-----|
| BH03  | <input type="checkbox"/> | Slip-on Syntech-Suede back upholstery   |                                       |  | STD                                    |  |                                     |                              |                                     |                                     |   |     |
| BH04  | <input type="checkbox"/> | Adjustable tension Syntech-Suede back upholstery  |                                       | WAMD/WAME                              | \$260                                  |  |                                     |                              |                                     |                                     |   |     |
| BH99  | <input type="checkbox"/> | Omit Back upholstery  |                                       |  | NC                                     |  |                                     |                              |                                     |                                     |   |     |
|   | <input type="checkbox"/> | NXT back Support  |                                       | See price list                         |  |  |                                     |                              |                                     |                                     |   |     |
| SEAT CUSHION  |                          |   |                                       |  |  |  |                                     |                              |                                     |                                     |   |     |
| SC01  | <input type="checkbox"/> | 2" Cushion  |                                       |  | \$205                                  |  |                                     |                              |                                     |                                     |   |     |
| SC02  | <input type="checkbox"/> | 3" Cushion  |                                       |  | \$275                                  |  |                                     |                              |                                     |                                     |   |     |
| SC99  | <input type="checkbox"/> | Omit seat cushion   |                                       |  | STD                                    |  |                                     |                              |                                     |                                     |   |     |
|   | <input type="checkbox"/> | NXT cushion   |                                       | See price list                         |  |  |                                     |                              |                                     |                                     |   |     |
| FOLD DOWN BACKREST  |                          |   |                                       |  |  |  |                                     |                              |                                     |                                     |   |     |
| BC20  | <input type="checkbox"/> | Locking backrest  |                                       |  | STD                                    |  |                                     |                              |                                     |                                     |   |     |
| BC21  | <input type="checkbox"/> | Ultralight non locking backrest (not locking in upright and down position) <sup>2</sup>   |                                       |  | \$105                                  |  |                                     |                              |                                     |                                     |   |     |
| FIXED HEIGHT, ADJUSTABLE ANGLE FOLD DOWN BACKREST (Not available with push handles)                           |                          |   |                                       |  |  |  |                                     |                              |                                     |                                     |   |     |
| BC  | <input type="checkbox"/> | Fixed height without push handle  | (30) 9" <input type="checkbox"/>      | (31) 9.5" <input type="checkbox"/>     | (32) 10" <input type="checkbox"/>      | (33) 10.5" <input type="checkbox"/>    | (34) 11" <input type="checkbox"/>   | NC                           |                                     |                                     |   |     |
|   |                          |   | (35) 11.5" <input type="checkbox"/>   | (36) 12" <input type="checkbox"/>      | (37) 12.5" <input type="checkbox"/>    | (38) 13" <input type="checkbox"/>      | (39) 13.5" <input type="checkbox"/> |                              | (40) 14" <input type="checkbox"/>   | (41) 14.5" <input type="checkbox"/> |   |     |
|   |                          |   | (42) 15" <input type="checkbox"/>     | (43) 15.5" <input type="checkbox"/>    | (44) 16" <input type="checkbox"/>      | (45) 16.5" <input type="checkbox"/>    | (46) 17" <input type="checkbox"/>   |                              | (47) 17.5" <input type="checkbox"/> | (48) 18" <input type="checkbox"/>   |   |     |
|   |                          |   | (49) 18.5" <input type="checkbox"/>   | (50) 19" <input type="checkbox"/>      | (51) 19.5" <input type="checkbox"/>    | (52) 20" <input type="checkbox"/>      | (53) 20.5" <input type="checkbox"/> |                              | (54) 21" <input type="checkbox"/>   |                                     |   |     |
| HEIGHT AND ANGLE ADJUSTABLE FOLD DOWN BACKREST WITH PUSH HANDLE OPTIONS (MUST select ONE push handle options) |                          |   |                                       |  |  |  |                                     |                              |                                     |                                     |   |     |
| BC  | <input type="checkbox"/> | Straight back canes   |                                       |  |  |  |                                     | NC                           |                                     |                                     |   |     |
|   |                          |   | (22) 9 - 12" <input type="checkbox"/> | (23) 12 - 15" <input type="checkbox"/> | (24) 15 - 18" <input type="checkbox"/> | (25) 18 - 21" <input type="checkbox"/> |                                     |                              |                                     |                                     |   |     |
| Set height to: *  |                          | <i>( In increments of 1/2", measured from seat sling to top of back upholstery )</i><br><i>* If not indicated, default height setting is at the lowest position</i> |                                       |  |  |  |                                     |                              |                                     |                                     |   |     |
| Select back cane angle: <sup>1</sup>  |                          |   | 101° <input type="checkbox"/>         | 99° <input type="checkbox"/>           | 96° <input type="checkbox"/>           | 93° <input type="checkbox"/>           | 90° <input type="checkbox"/>        | 87° <input type="checkbox"/> | 83° <input type="checkbox"/>        | 80° <input type="checkbox"/>        |  | STD |

1- If not indicated default angle setting is at 93°; 2- Maximum back cane height of 19.5" with aluminum chair

| PUSH HANDLES OPTIONS (ONE option at a time) |                          |  |  |      |       |
|---|--------------------------|--|--|------|-------|
| PH01  | <input type="checkbox"/> | Push handles   |  |      | STD   |
| PH05  | <input type="checkbox"/> | Fold down push handles                                       |  |      | \$165 |
| PH06-920                                    | <input type="checkbox"/> | Clamp on height adjustable push handles 9 - 20" <sup>1</sup> |  |      | \$345 |
| PH06-923                                    | <input type="checkbox"/> | Clamp on height adjustable push handles 9 - 23" <sup>1</sup> |  |      | \$345 |
| PH02  | <input type="checkbox"/> | Omit push handles  |  |      | NC    |
| STROLLER HANDLE                             |                          |  |  |      |       |
| PH04  | <input type="checkbox"/> | Stroller handle (Push handles included)                      |  | WAMW | \$220 |

1- Not compatible with swing away armrests; Not available with 9" to 12" back canes

| BACKRESTS OPTIONS |                          |   |  |  |       |
|-------------------|--------------------------|---|--|--|-------|
| BC61              | <input type="checkbox"/> | Depth adjustable back - 1" depth adjustment <sup>1,4</sup>  |  |  | \$260 |
| BC62              | <input type="checkbox"/> | Depth adjustable back - 2" depth adjustment <sup>2,4</sup>  |  |  | \$260 |
| BC56              | <input type="checkbox"/> | Depth adjustable back - 3" depth adjustment <sup>3,4</sup>  |  |  | \$260 |
| BC57              | <input type="checkbox"/> | Standard 3 inch deep rigidizer bar  |  |  | STD   |
| BC55              | <input type="checkbox"/> | Four inch deep Aluminum rigidizer bar   |  |  | NC    |
| BC88              | <input type="checkbox"/> | <b>Custom height rigidizer bar set at</b><br><br>_____ (inches)<br><br>Measured from the top of the seat sling to the center of the rigidizer - standard height is 5,7"<br>Lowest position is 4,25" |  |  | \$135 |



If used in combinaison with WC-19: 1- Maximum depth of 19"; 2- Maximum depth of 18"; 3- Maximum depth of 17"; 4- Only compatible with WC-19 transit tie down without Q'Straint belt

**ARMREST**

| HEIGHT ADJUSTABLE "T" ARMREST <sup>1</sup>        |                          |  |           |           |       |
|---|--------------------------|--|-----------|-----------|-------|
| AR13-610  | <input type="checkbox"/> | 10" Desk length armpad <sup>3</sup>                      | 6" - 10"  |           | \$385 |
| AR03-812  | <input type="checkbox"/> | 10" Desk length armpad                                   | 8" - 12"  |           | \$385 |
| AR03-1014   | <input type="checkbox"/> | 10" Desk length armpad                                   | 10" - 14" |           | \$385 |
| AR14-610  | <input type="checkbox"/> | 14" Full length armpad <sup>3</sup>                      | 6" - 10"  |           | \$385 |
| AR04-812  | <input type="checkbox"/> | 14" Full length armpad                                   | 8" - 12"  |           | \$385 |
| AR04-1014   | <input type="checkbox"/> | 14" Full length armpad                                   | 10" - 14" |           | \$385 |
| HEIGHT ADJUSTABLE SWING AWAY ARMREST <sup>2</sup> |                          |  |           |           |       |
| AR05  | <input type="checkbox"/> | Tubular armrest - short pad                              | 8" - 11"  |           | \$325 |
| AR23  | <input type="checkbox"/> | Tubular armrest - long pad                               | 8" - 11"  |           | \$325 |
| AR06  | <input type="checkbox"/> | 10" Desk length flat armpad                              | 8" - 11"  |           | \$325 |
| AR17  | <input type="checkbox"/> | 14" Full length flat armpad                              | 8" - 11"  |           | \$325 |
| ARMREST OPTIONS                                   |                          |  |           |           |       |
| AR12  | <input type="checkbox"/> | 14" Full Length armpad - Gel Ovation (pair) <sup>4</sup> |           | SEAND0030 | \$160 |
| AR99  | <input type="checkbox"/> | Omit armrest   |           |           | NC    |

1- May have 1/2" adjustment restriction on both limits of the range; 2- not available with the Ultralight non-locking backrest; 3- May have some restriction with seat-to-floor height and rear wheel

4-Only available with "T" full length armrest; Not available with swing away and desk length armrests

ACCESSORIES

| SIDE GUARDS (not available with "T" Armrest) |                          |   |                       |                             |      |  |       |
|--|--------------------------|---|-----------------------|-----------------------------|------|--|-------|
| SG01   | <input type="checkbox"/> | Plastic side guards (removable)             | Straight bracket -STD | Offset bracket <sup>1</sup> | WAMV |  | \$235 |
| SG03   | <input type="checkbox"/> | Carbon fiber side guards (removable)        | Straight bracket -STD | Offset bracket <sup>1</sup> | WAMV |  | \$320 |
| SG06   | <input type="checkbox"/> | Plastic fender side guards (removable)      | Straight bracket -STD | Offset bracket <sup>1</sup> | WAMV |  | \$340 |
| SG04   | <input type="checkbox"/> | Carbon fiber fender side guards (removable) | Straight bracket -STD | Offset bracket <sup>1</sup> | WAMV |  | \$535 |
| SG99   | <input type="checkbox"/> | Omit side guards                            |                       |                             |      |  | NC    |

1- only compatible with 0" and 2" camber; Increase width by 1/2" per side for a total of 1"

| POSITIONING BELT |                          |  |  |  |           |  |       |
|------------------|--------------------------|--|--|--|-----------|--|-------|
| SB01-S           | <input type="checkbox"/> | Velcro adjustable - Small 35" <sup>1</sup>                                   |  |  |           |  | \$50  |
| SB01-L           | <input type="checkbox"/> | Velcro adjustable - Long 60"   |  |  |           |  | \$50  |
| SB02-S           | <input type="checkbox"/> | Auto buckle - Small 35" <sup>1</sup>   |  |  |           |  | \$80  |
| SB02-M           | <input type="checkbox"/> | Auto buckle - Medium 48"   |  |  |           |  | \$80  |
| SB02-L           | <input type="checkbox"/> | Auto buckle - Long 60"   |  |  |           |  | \$80  |
| SB04-M           | <input type="checkbox"/> | BodyPoint Hip Belt - 2 point not padded - Medium 56"                         |  |  |           |  | \$105 |
| SB04-L           | <input type="checkbox"/> | BodyPoint Hip Belt - 2 point not padded - Long 61"                           |  |  |           |  | \$105 |
| SB05-S           | <input type="checkbox"/> | BodyPoint Hip Belt - 2 point padded - Small 51"                              |  |  | SERND0030 |  | \$195 |
| SB05-M           | <input type="checkbox"/> | BodyPoint Hip Belt - 2 point padded - Medium 56"                             |  |  | SERND0030 |  | \$195 |
| SB05-L           | <input type="checkbox"/> | BodyPoint Hip Belt - 2 point padded - Long 61"                               |  |  | SERND0030 |  | \$195 |
| SB06-S           | <input type="checkbox"/> | BodyPoint Hip Belt - 4 point padded - Small 51"                              |  |  | SERND0020 |  | \$220 |
| SB06-M           | <input type="checkbox"/> | BodyPoint Hip Belt - 4 point padded - Medium 56"                             |  |  | SERND0020 |  | \$220 |
| SB06-L           | <input type="checkbox"/> | BodyPoint Hip Belt - 4 point padded - Long 61"                               |  |  | SERND0020 |  | \$220 |
| SB03             | <input type="checkbox"/> | Hardware attachment for 2 extra points (1 pair)                              |  |  |           |  | \$15  |
| SB08-M           | <input type="checkbox"/> | BodyPoint EVOFLEX® Positioning Belt Rehab latch and Band Clamps - Medium 18" |  |  |           |  | \$365 |
| SB08-L           | <input type="checkbox"/> | BodyPoint EVOFLEX® Positioning Belt Rehab latch and Band Clamps - Long 24"   |  |  |           |  | \$365 |
| SB99             | <input type="checkbox"/> | Omit positioning belt  |  |  |           |  | STD   |

1- Not recommended for seat width of 18" and more

| ACCESSORIES |                          |                            |                                    |                                |  |      |       |
|-------------|--------------------------|----------------------------|------------------------------------|--------------------------------|--|------|-------|
| AC03        | <input type="checkbox"/> | Anti-tippers               |                                    |                                |  |      | \$125 |
| AC06        | <input type="checkbox"/> | Cane and crutch holder     | Left <input type="checkbox"/>      | Right <input type="checkbox"/> |  |      | \$115 |
| AC08        | <input type="checkbox"/> | Spoke guards <sup>1</sup>  | Available: 20", 22", 24", 25", 26" |                                |  | WAMP | \$165 |
| AC10        | <input type="checkbox"/> | Seat pouch                 |                                    |                                |  |      | \$105 |
| AC30        | <input type="checkbox"/> | Newton multi-purpose pouch |                                    |                                |  |      | \$80  |
| AC26        | <input type="checkbox"/> | BodyPoint Mobility Bag     |                                    |                                |  |      | \$150 |
| AC23        | <input type="checkbox"/> | Newton Backpack            |                                    |                                |  |      | \$135 |
| AC13        | <input type="checkbox"/> | Tool kit                   |                                    |                                |  |      | \$60  |

1- Not available with Mag wheels and Spinegy; the 24" spoke guard will be installed on the 25" wheel

| Colors                 |                                 |                                      |                            |                          |                          |                          |                          |                          |                          |                          |                          |                          |                          |                          |                          |                          |                          |                          |                          |                              |       |
|------------------------|---------------------------------|--------------------------------------|----------------------------|--------------------------|--------------------------|--------------------------|--------------------------|--------------------------|--------------------------|--------------------------|--------------------------|--------------------------|--------------------------|--------------------------|--------------------------|--------------------------|--------------------------|--------------------------|--------------------------|------------------------------|-------|
| Options <sup>1</sup>   | Black <sup>4</sup>              | High Gloss Carbon Fiber <sup>4</sup> | Sunkissed Orange           | Burgundy                 | Sapphire Blue            | Monster Green            | Charcoal                 | Fuchsia                  | Steel Blue               | Ferrari Red              | Acid Green               | Electric Purple          | Caribbean Blue           | White                    | Pink Pearl               | Plum Purple              | Sky Blue                 | Black Cherry             | Khaki Green (matte)      | Desert Sand (matte)          |       |
| AirGrip                | <input type="checkbox"/> \$160  | <input type="checkbox"/>             | <input type="checkbox"/>   | <input type="checkbox"/> | <input type="checkbox"/> | <input type="checkbox"/> | <input type="checkbox"/> | <input type="checkbox"/> | <input type="checkbox"/> | <input type="checkbox"/> | <input type="checkbox"/> | <input type="checkbox"/> | <input type="checkbox"/> | <input type="checkbox"/> | <input type="checkbox"/> | <input type="checkbox"/> | <input type="checkbox"/> | <input type="checkbox"/> | <input type="checkbox"/> | <input type="checkbox"/>     | \$350 |
| Frame                  | <input type="checkbox"/>        | <input type="checkbox"/>             | <input type="checkbox"/>   | <input type="checkbox"/> | <input type="checkbox"/> | <input type="checkbox"/> | <input type="checkbox"/> | <input type="checkbox"/> | <input type="checkbox"/> | <input type="checkbox"/> | <input type="checkbox"/> | <input type="checkbox"/> | <input type="checkbox"/> | <input type="checkbox"/> | <input type="checkbox"/> | <input type="checkbox"/> | <input type="checkbox"/> | <input type="checkbox"/> | <input type="checkbox"/> | <input type="checkbox"/>     | NC    |
| Camber Tube            | <input type="checkbox"/> STD/NC | <input type="checkbox"/>             | <input type="checkbox"/>   | <input type="checkbox"/> | <input type="checkbox"/> | <input type="checkbox"/> | <input type="checkbox"/> | <input type="checkbox"/> | <input type="checkbox"/> | <input type="checkbox"/> | <input type="checkbox"/> | <input type="checkbox"/> | <input type="checkbox"/> | <input type="checkbox"/> | <input type="checkbox"/> | <input type="checkbox"/> | <input type="checkbox"/> | <input type="checkbox"/> | <input type="checkbox"/> | <input type="checkbox"/>     | \$75  |
| Highlight <sup>3</sup> | <input type="checkbox"/> STD    | <input type="checkbox"/>             | <input type="checkbox"/>   | <input type="checkbox"/> | <input type="checkbox"/> | <input type="checkbox"/> | <input type="checkbox"/> | <input type="checkbox"/> | <input type="checkbox"/> | <input type="checkbox"/> | <input type="checkbox"/> | <input type="checkbox"/> | <input type="checkbox"/> | <input type="checkbox"/> | <input type="checkbox"/> | <input type="checkbox"/> | <input type="checkbox"/> | <input type="checkbox"/> | <input type="checkbox"/> | <input type="checkbox"/>     | NC    |
| FC99 <sup>2</sup>      | <input type="checkbox"/>        | Custom Color                         | Specify PPG Paintit color: |                          |                          |                          |                          |                          |                          |                          |                          |                          |                          |                          |                          |                          |                          |                          |                          | additional 10 days lead-time | \$422 |

1- Color representation may vary from one monitor to another. Therefore, the actual paint color on your wheelchair might differ slightly from what you see on your screen.; Finish between Airgrip and frame might be different;

2- Only available with carbon fiber upgrade; 3- To see different highlight, visit our website: [https://www.motioncomposites.com/en\\_ca/products/rigid-wheelchairs/apex-c](https://www.motioncomposites.com/en_ca/products/rigid-wheelchairs/apex-c)

4- Black frame will be STD for the aluminum/High Gloss Carbon Fiber will be STD for the Carbon frame upgrade



## CUSTOMIZATION STARTS HERE!

With EVO Custom, whether it's a subtle tweak for comfort or mobility, or a fully reimagined component tailored to your unique needs, we're here to support you.



Explore the  
**EVO Custom Catalog.**


You can include your request or reference an existing customization from our catalog in the notes section below.



Have a customization in mind or a specific request? The **EVO Custom Request Form** is the best place to start.


Notes :


# nxt SEATING RIGID ON CHAIR – CDN ORDER FORM

|  |              |     |       |       |       |       |       |       |       |       |       |
|--|--------------|-----|-------|-------|-------|-------|-------|-------|-------|-------|-------|
|  <p>Use wheelchair configuration<br/>Or use this size:<br/>NXCABF _____<br/>(W" x D")</p> | <b>WIDTH</b> |     |       |       |       |       |       |       |       |       |       |
|  |              | 12" | 13"   | 14"   | 15"   | 16"   | 17"   | 18"   | 19"   | 20"   |       |
|  | <b>DEPTH</b> | 12" | \$750 | \$750 | \$750 |       | N/A   | N/A   | N/A   | N/A   | N/A   |
|  |              | 13" |       |       |       |       |       | N/A   | N/A   | N/A   | N/A   |
|  |              | 14" | \$750 | \$750 | \$750 |       |       |       |       |       |       |
|  |              | 15" |       | \$750 | \$750 | \$750 | \$750 |       |       |       |       |
|  |              | 16" |       | \$750 | \$750 | \$750 | \$750 | \$750 | \$786 | \$786 |       |
|  |              | 17" | N/A   |       |       | \$750 | \$750 | \$750 | \$750 | \$786 | \$786 |
|  |              | 18" | N/A   |       |       | \$750 | \$750 | \$750 | \$750 | \$786 | \$786 |
|  |              | 19" | N/A   |       |       | \$750 | \$750 | \$750 | \$750 | \$786 | \$786 |
| 20"  |              | N/A |       |       | \$750 | \$750 | \$750 | \$786 | \$786 | \$786 |       |
| Option: Change cover for incontinent/infection control outer cover   |              |     |       |       |       |       |       |       |       | N/C   |       |


Green boxes are stocked sizes; the red boxes require customization\*; the N/A boxes are not available sizes.  
\*Customization (red boxes) is available with an upcharge of \$160.00 and has a 2 to 4 weeks additional lead time.

## SEATING AND CUSHION ACCESSORIES

|   | MODEL #   | Description       | Fits Back Width   | Retail | QTY |
|---|-----------|-------------------|---|--------|-----|
|  | RSSI 1600 | Solid Seat Insert | Fits cushions 16" & 17" wide (40.6-43.2 cm) and 14"-18" deep (35.6-45.7 cm) | \$96   |     |
|   | RSSI 1800 | Solid Seat Insert | Fits cushions 18" & 19" wide (45.7-48.3 cm) and 14"-18" deep (35.6-45.7 cm) | \$96   |     |
|   | RSSI 2000 | Solid Seat Insert | Fits cushions 20"-22" wide (50.8-55.9 cm) and 18"-20" deep (45.7-50.8 cm)   | \$96   |     |

| <b>THORACIC SHAPE</b> |  |           | <b>Optima™</b><br>THORACIC BACK SUPPORT |        |           |                    |        |   |  |  |  |
|-----------------------|--|-----------|---|--------|-----------|--------------------|--------|---|--|--|--|
|                       | WIDTH  | HEIGHT    | MODEL # ALUMINUM                        | RETAIL | ✓         | Repl. cover & foam | Retail | ✓ |  |  |  |
|                       | 13"  | 7"        | NOACB1307                               | \$870  |           | NIB-2187V          | \$156  |   |  |  |  |
|                       | 13"  | 9"        | NOACB1309                               | \$870  |           | NIB-2188V          | \$156  |   |  |  |  |
|                       | 13"  | 13"       | NOACB1313                               | \$870  |           | NIB-2189V          | \$156  |   |  |  |  |
|                       | 13"  | 16"       | NOACB1316                               | \$870  |           | NIB-2190V          | \$156  |   |  |  |  |
|                       | 14"  | 7"        | NOACB1407                               | \$870  |           | NIB-2191V          | \$156  |   |  |  |  |
|                       | 14"  | 9"        | NOACB1409                               | \$870  |           | NIB-2192V          | \$156  |   |  |  |  |
|                       | 14"  | 13"       | NOACB1413                               | \$870  |           | NIB-2193V          | \$156  |   |  |  |  |
|                       | 14"  | 16"       | NOACB1416                               | \$870  |           | NIB-2194V          | \$156  |   |  |  |  |
| 15"                   | 7"   | NOACB1507 | \$870                                   |        | NIB-2195V | \$156              |        |   |  |  |  |
| 15"                   | 9"   | NOACB1509 | \$870                                   |        | NIB-2196V | \$156              |        |   |  |  |  |
| 15"                   | 13"  | NOACB1513 | \$870                                   |        | NIB-2197V | \$156              |        |   |  |  |  |
| 15"                   | 16"  | NOACB1516 | \$870                                   |        | NIB-2198V | \$156              |        |   |  |  |  |
| 16"                   | 7"   | NOACB1607 | \$870                                   |        | NIB-2199V | \$156              |        |   |  |  |  |
| 16"                   | 9"   | NOACB1609 | \$870                                   |        | NIB-2200V | \$156              |        |   |  |  |  |
| 16"                   | 13"  | NOACB1613 | \$870                                   |        | NIB-2201V | \$156              |        |   |  |  |  |
| 16"                   | 16"  | NOACB1616 | \$870                                   |        | NIB-2202V | \$156              |        |   |  |  |  |
| 17"                   | 7"   | NOACB1707 | \$870                                   |        | NIB-2204V | \$156              |        |   |  |  |  |
| 17"                   | 9"   | NOACB1709 | \$870                                   |        | NIB-2205V | \$156              |        |   |  |  |  |
| 17"                   | 13"  | NOACB1713 | \$870                                   |        | NIB-2206V | \$156              |        |   |  |  |  |
| 17"                   | 16"  | NOACB1716 | \$870                                   |        | NIB-2207V | \$156              |        |   |  |  |  |
| 18"                   | 7"   | NOACB1807 | \$870                                   |        | NIB-2209V | \$156              |        |   |  |  |  |
| 18"                   | 9"   | NOACB1809 | \$870                                   |        | NIB-2210V | \$156              |        |   |  |  |  |
| 18"                   | 13"  | NOACB1813 | \$870                                   |        | NIB-2211V | \$156              |        |   |  |  |  |
| 18"                   | 16"  | NOACB1816 | \$870                                   |        | NIB-2212V | \$156              |        |   |  |  |  |
| 20"                   | 7"   | NOACB2007 | \$870                                   |        | NIB-2216V | \$156              |        |   |  |  |  |
| 20"                   | 9"   | NOACB2009 | \$870                                   |        | NIB-2217V | \$156              |        |   |  |  |  |
| 20"                   | 13"  | NOACB2013 | \$870                                   |        | NIB-2218V | \$156              |        |   |  |  |  |
| 20"                   | 16"  | NOACB2016 | \$870                                   |        | NIB-2219V | \$156              |        |   |  |  |  |

PLEASE NOTE: Each back will fit widths up to 2" wider.

|  |        | <b>Optima Carbon™</b><br>THORACIC BACK SUPPORT<br>CARBON FIBER SHELL (WEIGHT SAVINGS – 1lb) |         |   |               |        |   |  |  |  |
|--|--------|---|---------|---|---------------|--------|---|--|--|--|
| WIDTH  | HEIGHT | MODEL # CARBON  | RETAIL  | ✓ | Repl. cover & | Retail | ✓ |  |  |  |
| 13"  | 7"     |   |         |   |               |        |   |  |  |  |
| 13"  | 9"     |   |         |   |               |        |   |  |  |  |
| 13"  | 13"    |   |         |   |               |        |   |  |  |  |
| 13"  | 16"    |   |         |   |               |        |   |  |  |  |
| 14"  | 7"     |   |         |   |               |        |   |  |  |  |
| 14"  | 9"     | NOCFACB1409   | \$1,380 |   | NIB-2192V     | \$156  |   |  |  |  |
| 14"  | 13"    | NOCFACB1413   | \$1,380 |   | NIB-2193V     | \$156  |   |  |  |  |
| 14"  | 16"    | NOCFACB1416   | \$1,380 |   | NIB-2194V     | \$156  |   |  |  |  |
| 15"  | 7"     |   |         |   |               |        |   |  |  |  |
| 15"  | 9"     | NOCFACB1509   | \$1,380 |   | NIB-2196V     | \$156  |   |  |  |  |
| 15"  | 13"    | NOCFACB1513   | \$1,380 |   | NIB-2197V     | \$156  |   |  |  |  |
| 15"  | 16"    | NOCFACB1516   | \$1,380 |   | NIB-2198V     | \$156  |   |  |  |  |
| 16"  | 7"     |   |         |   |               |        |   |  |  |  |
| 16"  | 9"     | NOCFACB1609   | \$1,380 |   | NIB-2200V     | \$156  |   |  |  |  |
| 16"  | 13"    | NOCFACB1613   | \$1,380 |   | NIB-2201V     | \$156  |   |  |  |  |
| 16"  | 16"    | NOCFACB1616   | \$1,380 |   | NIB-2202V     | \$156  |   |  |  |  |
| 17"  | 7"     |   |         |   |               |        |   |  |  |  |
| 17"  | 9"     | NOCFACB1709   | \$1,380 |   | NIB-2205V     | \$156  |   |  |  |  |
| 17"  | 13"    | NOCFACB1713   | \$1,380 |   | NIB-2206V     | \$156  |   |  |  |  |
| 17"  | 16"    | NOCFACB1716   | \$1,380 |   | NIB-2207V     | \$156  |   |  |  |  |
| 18"  | 7"     |   |         |   |               |        |   |  |  |  |
| 18"  | 9"     | NOCFACB1809   | \$1,380 |   | NIB-2210V     | \$156  |   |  |  |  |
| 18"  | 13"    | NOCFACB1813   | \$1,380 |   | NIB-2211V     | \$156  |   |  |  |  |
| 18"  | 16"    | NOCFACB1816   | \$1,380 |   | NIB-2212V     | \$156  |   |  |  |  |
| 20"  | 7"     |   |         |   |               |        |   |  |  |  |
| 20"  | 9"     | NOCFACB2009   | \$1,380 |   | NIB-2217V     | \$156  |   |  |  |  |
| 20"  | 13"    | NOCFACB2013   | \$1,380 |   | NIB-2218V     | \$156  |   |  |  |  |
| 20"  | 16"    | NOCFACB2016   | \$1,380 |   | NIB-2219V     | \$156  |   |  |  |  |

ALL PRICES QUOTED IN CAD PRICES ARE SUBJECT TO CHANGE WITHOUT NOTICE.

For additional NXT models, sizes and hardware not shown, please refer to the complete NXT Seating Order Form at [www.motioncomposites.com](http://www.motioncomposites.com)



## Optima™ DEEP

THORACIC BACK SUPPORT

THORACIC SHAPE

| WIDTH | HEIGHT | MODEL #<br>ALUMINUM | RETAIL | ✓ | Repl. cover<br>& foam | Retail | ✓ |
|-------|--------|---------------------|--------|---|-----------------------|--------|---|
| 13"   | 7"     | NOPCB1307           | \$990  |   | NIB-2240V             | \$156  |   |
| 13"   | 9"     | NOPCB1309           | \$990  |   | NIB-2241V             | \$156  |   |
| 13"   | 13"    | NOPCB1313           | \$990  |   | NIB-2242V             | \$156  |   |
| 13"   | 16"    | NOPCB1316           | \$990  |   | NIB-2243V             | \$156  |   |
| 14"   | 7"     | NOPCB1407           | \$990  |   | NIB-2244V             | \$156  |   |
| 14"   | 9"     | NOPCB1409           | \$990  |   | NIB-2245V             | \$156  |   |
| 14"   | 13"    | NOPCB1413           | \$990  |   | NIB-2246V             | \$156  |   |
| 14"   | 16"    | NOPCB1416           | \$990  |   | NIB-2247V             | \$156  |   |
| 15"   | 7"     | NOPCB1507           | \$990  |   | NIB-2248V             | \$156  |   |
| 15"   | 9"     | NOPCB1509           | \$990  |   | NIB-2249V             | \$156  |   |
| 15"   | 13"    | NOPCB1513           | \$990  |   | NIB-2250V             | \$156  |   |
| 15"   | 16"    | NOPCB1516           | \$990  |   | NIB-2251V             | \$156  |   |
| 16"   | 7"     | NOPCB1607           | \$990  |   | NIB-2252V             | \$156  |   |
| 16"   | 9"     | NOPCB1609           | \$990  |   | NIB-2253V             | \$156  |   |
| 16"   | 13"    | NOPCB1613           | \$990  |   | NIB-2254V             | \$156  |   |
| 16"   | 16"    | NOPCB1616           | \$990  |   | NIB-2255V             | \$156  |   |
| 17"   | 7"     | NOPCB1707           | \$990  |   | NIB-2257V             | \$156  |   |
| 17"   | 9"     | NOPCB1709           | \$990  |   | NIB-2258V             | \$156  |   |
| 17"   | 13"    | NOPCB1713           | \$990  |   | NIB-2259V             | \$156  |   |
| 17"   | 16"    | NOPCB1716           | \$990  |   | NIB-2260V             | \$156  |   |
| 18"   | 7"     | NOPCB1807           | \$990  |   | NIB-2262V             | \$156  |   |
| 18"   | 9"     | NOPCB1809           | \$990  |   | NIB-2263V             | \$156  |   |
| 18"   | 13"    | NOPCB1813           | \$990  |   | NIB-2264V             | \$156  |   |
| 18"   | 16"    | NOPCB1816           | \$990  |   | NIB-2265V             | \$156  |   |
| 20"   | 7"     | NOPCB2007           | \$990  |   | NIB-2269V             | \$156  |   |
| 20"   | 9"     | NOPCB2009           | \$990  |   | NIB-2270V             | \$156  |   |
| 20"   | 13"    | NOPCB2013           | \$990  |   | NIB-2271V             | \$156  |   |
| 20"   | 16"    | NOPCB2016           | \$990  |   | NIB-2272V             | \$156  |   |

PLEASE NOTE: Each back will fit widths up to 2" wider.



## Optima Carbon™ DEEP

THORACIC BACK SUPPORT  
CARBON FIBER SHELL (WEIGHT SAVINGS – 1lb)

| WIDTH | HEIGHT | MODEL #<br>CARBON | RETAIL  | ✓ | Repl. cover & | Retail | ✓ |
|-------|--------|-------------------|---------|---|---------------|--------|---|
| 13"   | 7"     |                   |         |   |               |        |   |
| 13"   | 9"     |                   |         |   |               |        |   |
| 13"   | 13"    |                   |         |   |               |        |   |
| 13"   | 16"    |                   |         |   |               |        |   |
| 14"   | 7"     |                   |         |   |               |        |   |
| 14"   | 9"     | NOCFPCB1409       | \$1,500 |   | NIB-2245V     | \$156  |   |
| 14"   | 13"    | NOCFPCB1413       | \$1,500 |   | NIB-2246V     | \$156  |   |
| 14"   | 16"    | NOCFPCB1416       | \$1,500 |   | NIB-2247V     | \$156  |   |
| 15"   | 7"     |                   |         |   |               |        |   |
| 15"   | 9"     | NOCFPCB1509       | \$1,500 |   | NIB-2249V     | \$156  |   |
| 15"   | 13"    | NOCFPCB1513       | \$1,500 |   | NIB-2250V     | \$156  |   |
| 15"   | 16"    | NOCFPCB1516       | \$1,500 |   | NIB-2251V     | \$156  |   |
| 16"   | 7"     |                   |         |   |               |        |   |
| 16"   | 9"     | NOCFPCB1609       | \$1,500 |   | NIB-2253V     | \$156  |   |
| 16"   | 13"    | NOCFPCB1613       | \$1,500 |   | NIB-2254V     | \$156  |   |
| 16"   | 16"    | NOCFPCB1616       | \$1,500 |   | NIB-2255V     | \$156  |   |
| 17"   | 7"     |                   |         |   |               |        |   |
| 17"   | 9"     | NOCFPCB1709       | \$1,500 |   | NIB-2258V     | \$156  |   |
| 17"   | 13"    | NOCFPCB1713       | \$1,500 |   | NIB-2259V     | \$156  |   |
| 17"   | 16"    | NOCFPCB1716       | \$1,500 |   | NIB-2260V     | \$156  |   |
| 18"   | 7"     |                   |         |   |               |        |   |
| 18"   | 9"     | NOCFPCB1809       | \$1,500 |   | NIB-2263V     | \$156  |   |
| 18"   | 13"    | NOCFPCB1813       | \$1,500 |   | NIB-2264V     | \$156  |   |
| 18"   | 16"    | NOCFPCB1816       | \$1,500 |   | NIB-2265V     | \$156  |   |
| 20"   | 7"     |                   |         |   |               |        |   |
| 20"   | 9"     | NOCFPCB2009       | \$1,500 |   | NIB-2270V     | \$156  |   |
| 20"   | 13"    | NOCFPCB2013       | \$1,500 |   | NIB-2271V     | \$156  |   |
| 20"   | 16"    | NOCFPCB2016       | \$1,500 |   | NIB-2272V     | \$156  |   |

### BACK SUPPORT HARDWARE OPTIONS

All backs come STANDARD with QuickRelease Mounting Hardware. The following are fixed hardware options available at no charge when ordered with a back support.

| MODEL #  | DESCRIPTION   | WEIGHT OF HARDWARE ONLY                | RETAIL | ✓ |
|----------|---|--|--------|---|
|          | QuickFit Quick Release Hardware System                                    | STANDARD (2 LBS)                       | STD    |   |
| NIB-1642 | Micro Mount 2 point fixed hardware. Back width needs to match chair width | Weight savings of 1.4 lb over standard | NC     |   |
| NIB-1207 | 2 point fixed hardware. Width expandable to fit 3 sizes of chair          | Weight savings of 1.0 lb over standard | NC     |   |

### BACK SUPPORT ACCESSORIES

| MODEL #        | DESCRIPTION   | FITS BACK WIDTH                    | RETAIL | QTY |
|----------------|---|------------------------------------|--------|-----|
| Custom - Cover | Optional Infection Control Wipe Down Back Support Cover   | Specify back model # when ordering | \$246  |     |
| NIB-1938       | Extra Small Privacy Flap for 11" - 13" wide back supports | 11" - 13" (27.9 - 33.0)            | \$84   |     |
| NIB-1078       | Small Privacy Flap for 14"-16" wide back supports         | 14" - 16" (35.6-40.6 cm)           | \$84   |     |
| NIB-1079       | Medium Flap for 17"-19" wide back supports                | 17" - 19" (43.2-48.3 cm)           | \$84   |     |
| NIB-1080       | Large Privacy Flap for 20"-22" wide back supports         | 20" - 22" (50.8-55.9 cm)           | \$84   |     |
| NIB-1081       | Extra Large Privacy Flap for 23" - 26" wide back supports | 23" - 26" (58.4 - 66.0 cm)         | \$84   |     |

### EXTRA COVERS

Extra Outer smartx3D Cover



Extra Outer Incontinent Cover



| ITEM   | WIDTH X DEPTH | RETAIL | QTY |
|--|---------------|--------|-----|
| Extra Outer smartx <sup>3D</sup> Cover – For a cover up to 18" x 18"     | NXCCBF V      | \$156  |     |
| Extra Outer smartx <sup>3D</sup> Cover – For a cover 18" x 20" and above | NXCCBF V      | \$180  |     |
| Extra Outer Incontinent Cover – For a cover up to 18" x 18"              | NXCCAF V      | \$156  |     |
| Extra Outer Incontinent Cover – For a cover 18" x 20" and above          | NXCCAF V      | \$180  |     |

ALL PRICES QUOTED IN CAD PRICES ARE SUBJECT TO CHANGE WITHOUT NOTICE.

For additional NXT models, sizes and hardware not shown, please refer to the complete NXT Seating Order Form at [www.motioncomposites.com](http://www.motioncomposites.com)