



1- Purchasing information

P.O. number: * _____ Date: _____

Company Name: * _____

Purchasing contact: * _____

Phone: * _____

Email: * _____

Contact preference: * Phone ☐ Email ☐

Marked for: _____

NC = NO CHARGE (option available through Manitoba Possible)

J = JUSTIFICATION REQUIRED (provide clinical rationale)

OTP = OPTION TO PURCHASE (client responsible for cost)

N/A = NOT AVAILABLE (option not available through Manitoba Possible)

3- Shipping information

Ship to: * **Manitoba Wheelchair Program**

Name: _____

Address: **1857 Notre Dame Ave.** _____

City: **Wpg** _____ Province: **MB** _____

Postal Code: **R3E 3E7** _____

Phone: **204-975-3250** _____

* Required

MA040

English Manual (STD)

Taxes not included

MODEL														
WC11	<input type="checkbox"/>	Ultralight Aluminum APEX Rigid Wheelchair (265 lb weight limit) <i>Not available with painted frame - Frame will be black</i>					Triple-butted aluminum frame / Aluminum back canes and back rigidizer / Aluminum seat rigidizer / Ultralight carbon fiber camber tube and rear frame rigidizer							NC
WC21	<input type="checkbox"/>	Apex Carbon fiber frame upgrade (High Gloss Carbon Fiber)					Ultralight carbon fiber frame, back canes, back rigidizer, seat rigidizer, camber tube and rear frame rigidizer.							OTP
Frame														
SEAT WIDTH														
SW	<input type="checkbox"/>	10" <input type="checkbox"/>	11" <input type="checkbox"/>	12" <input type="checkbox"/>	13" <input type="checkbox"/>	14" <input type="checkbox"/>	15" <input type="checkbox"/>	16" <input type="checkbox"/>	17" <input type="checkbox"/>	18" <input type="checkbox"/>		NC		
	<input type="checkbox"/>		19" <input type="checkbox"/>	20" <input type="checkbox"/>								NC		
SEAT DEPTH														
SD	<input type="checkbox"/>	10" ¹ <input type="checkbox"/>	11" ¹ <input type="checkbox"/>	12" <input type="checkbox"/>	13" <input type="checkbox"/>	14" <input type="checkbox"/>	15" <input type="checkbox"/>	16" <input type="checkbox"/>	17" <input type="checkbox"/>	18" <input type="checkbox"/>		NC		
	<input type="checkbox"/>		19" <input type="checkbox"/>	20" <input type="checkbox"/>								NC		
1- Recommended to choose the rigid seat pan, see line SS02														
FRAME LENGTH														
SP01	<input type="checkbox"/>	Standard frame length configuration ¹										NC		
SP02	<input type="checkbox"/>	Frame length 1" longer than standard configuration										NC		
SP03	<input type="checkbox"/>	Frame length 2" longer than standard configuration										NC		
SP04	<input type="checkbox"/>	Frame length 1" shorter than standard configuration ⁴										NC		
SP05	<input type="checkbox"/>	Frame length 2" shorter than standard configuration ⁴										NC		
TIE-DOWN														
AC05-S	<input type="checkbox"/>	WC-19 Transit Tie Down w/Q'straint belt ^{2,3}		Short belt 20"-41"							J			
AC05-L	<input type="checkbox"/>	WC-19 Transit Tie Down w/Q'straint belt ^{2,3}		Long belt 20"-46"							J			
AC35	<input type="checkbox"/>	WC-19 Transit Tie Down without belt ³									NC			

1- Distance of 4.37" from end of seat upholstery to bend; 2- Not available with depth adjustable back;

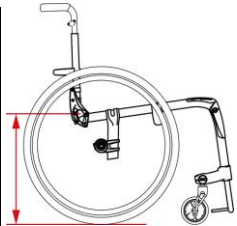
3- May interfere with the swing away armrest and the clamp on height adjustable push handle; Add a 3" of frame length behind backrest; 4- Not available with 10" and 11" depth

FRONT Seat-to-floor height		
Caster sizes		Height available +/- 1/4"
<input type="checkbox"/>	3" Caster (OTP)	14" to 21"
<input type="checkbox"/>	4" Caster (OTP)	14.5" to 21"
<input type="checkbox"/>	5" Caster (J)	15.5" to 21"
<input type="checkbox"/>	6" Caster (NC)	16.5" to 21" (N/A with 90° front frame)
		Specify desired height: _____ (inches)



CASTERS				Available		
CA01-03 to CA01-06	<input type="checkbox"/>	Composite wheel w/ PU tire (1")		3", 4", 5", 6"		NC
CA10	<input type="checkbox"/>	Pneumatic casters (1 ¼")		6"		OTP
CA14 to CA16	<input type="checkbox"/>	Newton UltraCaster Composite (1 ½ ")		4", 5", 6"		J
CA17 to CA19	<input type="checkbox"/>	Newton UltraCaster Aluminum (1 ½ ")		4", 5", 6"		OTP
CASTER OPTIONS						
CA13	<input type="checkbox"/>	Carbon fiber Frog Legs suspension forks				OTP

REAR Seat-to-floor height			
Wheel sizes		Height available +/- 1/4"	Specify desired height: _____ (inches)
<input type="checkbox"/>	20" (451) wheel (NC)	14" to 17.5"	
<input type="checkbox"/>	22" (501) wheel (NC)	14" to 18.5"	
<input type="checkbox"/>	24" (540) wheel (NC)	15" to 19.5"	
<input type="checkbox"/>	25" (559) wheel (OTP)	15.5" to 20"	
<input type="checkbox"/>	26" (590) wheel (OTP)	16" to 20"	



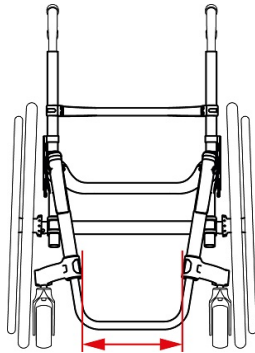
FRONT FRAME ANGLE						
FA70	<input type="checkbox"/>	70° Front frame angle				NC
FA75	<input type="checkbox"/>	75° Front frame angle				NC
FA80	<input type="checkbox"/>	80° Front frame angle				NC
FA85	<input type="checkbox"/>	85° Front frame angle				NC
FA90	<input type="checkbox"/>	90° Front frame angle				NC

Seat upholstery to footplate length			
		12" to 19" without high mount	Specify desired length: _____ (inches) <i>Required</i>
		7" to 13" with high mount ¹	



1- Choose high mount in the footplates section

Footrest width / Taper selection				
Seat Width	Straight	1" Taper	2" Taper	
Outside Measurement	2 ½" Narrower than Seat Width	4 ½" Narrower than Seat Width	6 ½" Narrower than Seat Width	
10"	7.5"			
11"	8.5"			
12"	9.5"	7.5"		
13"	10.5"	8.5"		
14"	11.5"	9.5"		
15"	12.5"	10.5"		
16"	13.5"	11.5"	9.5"	
17"	14.5"	12.5"	10.5"	
18"	15.5"	13.5"	11.5"	
19"	16.5"	14.5"	12.5"	
20"	17.5"	15.5"	13.5"	

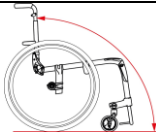


Note: higher than 20" Front STFH will reduce the footrest width up to 1" with a 2" taper; 1" taper is not available with 10" and 11" seat depth

FOOTPLATES						
FP12	<input type="checkbox"/>	Tubular open loop ^{1, 3}				NC
FP13	<input type="checkbox"/>	Tubular with ABS cover ³				NC
FP31	<input type="checkbox"/>	Adjustable angle - Aluminum (<i>one piece</i>)				J
FP32	<input type="checkbox"/>	Newton adjustable angle - Carbon fiber (<i>one piece with rubber inserts</i>)				OTP
FP14	<input type="checkbox"/>	Flip back, adjustable angle aluminum				J
FP15	<input type="checkbox"/>	Flip back, adjustable angle carbon fiber				OTP
FR25	<input type="checkbox"/>	High mount with adjustable angle footplate (<i>Aluminum - one piece</i>)				J
FR26	<input type="checkbox"/>	High mount with adjustable angle footplate (<i>Carbon fiber with rubber inserts - one piece</i>)				NC

FOOTPLATES ACCESSORIES						
FP16	<input type="checkbox"/>	2" riser (<i>only available with aluminum angle adjustable footplate</i>) ²				J
FP09	<input type="checkbox"/>	Calf strap				NC
FP30	<input type="checkbox"/>	Bodypoint Aeromesh Padded calf strap				OTP

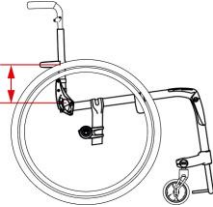
1 - Available on: all straight frames; 1" taper with seat width of 14" and greater; 2" taper with seat width of 16" and greater 2- Not available with high mount; 3- Not available with 10" seat width

Backrest														
FOLD DOWN BACKREST														
BC20	<input type="checkbox"/>	Locking backrest										NC		
BC21	<input type="checkbox"/>	Ultralight non locking backrest (not locking in upright and down position) ²										J		
FIXED HEIGHT, ADJUSTABLE ANGLE FOLD DOWN BACKREST (Not available with push handles)														
BC	<input type="checkbox"/>	Fixed height without push handle		(30) 9" <input type="checkbox"/>	(31) 9.5" <input type="checkbox"/>	(32) 10" <input type="checkbox"/>	(33) 10.5" <input type="checkbox"/>	(34) 11" <input type="checkbox"/>				NC		
		(35) 11.5" <input type="checkbox"/>	(36) 12" <input type="checkbox"/>	(37) 12.5" <input type="checkbox"/>	(38) 13" <input type="checkbox"/>	(39) 13.5" <input type="checkbox"/>	(40) 14" <input type="checkbox"/>	(41) 14.5" <input type="checkbox"/>						
		(42) 15" <input type="checkbox"/>	(43) 15.5" <input type="checkbox"/>	(44) 16" <input type="checkbox"/>	(45) 16.5" <input type="checkbox"/>	(46) 17" <input type="checkbox"/>	(47) 17.5" <input type="checkbox"/>	(48) 18" <input type="checkbox"/>						
		(49) 18.5" <input type="checkbox"/>	(50) 19" <input type="checkbox"/>	(51) 19.5" <input type="checkbox"/>	(52) 20" <input type="checkbox"/>	(53) 20.5" <input type="checkbox"/>	(54) 21" <input type="checkbox"/>							
HEIGHT AND ANGLE ADJUSTABLE FOLD DOWN BACKREST WITH PUSH HANDLE OPTIONS (MUST select ONE push handle options)														
BC	<input type="checkbox"/>	Straight back canes		(22) 9 - 12" <input type="checkbox"/>	(23) 12 - 15" <input type="checkbox"/>	(24) 15 - 18" <input type="checkbox"/>	(25) 18 - 21" <input type="checkbox"/>				NC			
Set height to: *			(in increments of 1/2", measured from seat sling to top of back upholstery) * If not indicated, default height setting is at the lowest position											
	Select back cane angle: ¹ 101° <input type="checkbox"/> 99° <input type="checkbox"/> 96° <input type="checkbox"/> 93° <input type="checkbox"/> 90° <input type="checkbox"/> 87° <input type="checkbox"/> 83° <input type="checkbox"/> 80° <input type="checkbox"/>													NC

1 - If not indicated default angle setting is at 93°; 2- Maximum back cane height of 19.5" with aluminum chair

PUSH HANDLES OPTIONS (ONE option at a time)					
PH01	<input type="checkbox"/>	Push handles			NC
PH05	<input type="checkbox"/>	Fold down push handles			OTP
PH06-920	<input type="checkbox"/>	Clamp on height adjustable push handles 9 - 20" ¹			OTP
PH06-923	<input type="checkbox"/>	Clamp on height adjustable push handles 9 - 23" ¹			OTP
PH02	<input type="checkbox"/>	Omit push handles			NC
STROLLER HANDLE					
PH04	<input type="checkbox"/>	Stroller handle (only available with push handles)			OTP

1- Not compatible with swing away armrests;

BACKRESTS OPTIONS					
BC61	<input type="checkbox"/>	Depth adjustable back - 1" depth adjustment ^{1,4}			J
BC62	<input type="checkbox"/>	Depth adjustable back - 2" depth adjustment ^{2,4}			J
BC56	<input type="checkbox"/>	Depth adjustable back - 3" depth adjustment ^{3,4}			J
BC57	<input type="checkbox"/>	Standard 3 inch deep rigidizer bar			NC
BC55	<input type="checkbox"/>	Four inch deep Aluminum rigidizer bar			NC
BC88	<input type="checkbox"/>	Custom height rigidizer bar set at _____ (inches) Measured from the top of the seat sling to the center of the rigidizer - standard height is 5,7" Lowest position is 4,25" 			J

If used in combinaison with WC-19: 1- Maximum depth of 19"; 2- Maximum depth of 18"; 3- Maximum depth of 17"; 4- Only compatible with WC-19 transit tie down **without** Q'Straint belt

BACK UPHOLSTERY					
BH03	<input type="checkbox"/>	Slip-on Syntech-Suede back upholstery			NC
BH04	<input type="checkbox"/>	Adjustable tension Syntech-Suede back upholstery			OTP
BH99	<input type="checkbox"/>	Omit Back upholstery			NC
	<input type="checkbox"/>	NXT back Support		See price list	OTP
SEAT BASE					
SS01	<input type="checkbox"/>	Seat sling			NC
SS02	<input type="checkbox"/>	Rigid seat pan ¹			OTP
SEAT CUSHION					
SC01	<input type="checkbox"/>	2" Cushion			OTP
SC02	<input type="checkbox"/>	3" Cushion			OTP
SC99	<input type="checkbox"/>	Omit seat cushion			NC
	<input type="checkbox"/>	NXT cushion		See price list	OTP

1- Recommended with a seat dept of 10" and 11"

Rear wheels						
REAR WHEELS				Available		
RW01	<input type="checkbox"/>	Mag ¹		20", 22" 24"		OTP
RW02	<input type="checkbox"/>	Newton One - spoke wheel ²		20", 22" 24"		NC
RW03	<input type="checkbox"/>	Newton Gravity - ultralight wheel		20", 22", 24", 25", 26"		OTP
RW04	<input type="checkbox"/>	Spinergy Spox	Blk STD <input type="checkbox"/> Wht ³ <input type="checkbox"/> Blue ³ <input type="checkbox"/> Red ³ <input type="checkbox"/> Yel ³ <input type="checkbox"/>	22", 24", 25", 26"		OTP
RW05	<input type="checkbox"/>	Spinergy LX	Blk STD <input type="checkbox"/> Pur ³ <input type="checkbox"/> Wht ³ <input type="checkbox"/> Blue ³ <input type="checkbox"/> Red ³ <input type="checkbox"/> Yel ³ <input type="checkbox"/> Pink ³ <input type="checkbox"/> Grn ³ <input type="checkbox"/> Org ³ <input type="checkbox"/>	22", 24", 25", 26"		OTP
RW07	<input type="checkbox"/>	Spinergy CLX ⁴	Blk STD <input type="checkbox"/> Pur ³ <input type="checkbox"/> Wht ³ <input type="checkbox"/> Blue ³ <input type="checkbox"/> Red ³ <input type="checkbox"/> Yel ³ <input type="checkbox"/> Pink ³ <input type="checkbox"/> Grn ³ <input type="checkbox"/> Org ³ <input type="checkbox"/>	24", 25"		OTP
TIRES				Available		
Solid						
TI01	<input type="checkbox"/>	Soft Urethane 1 3/8"		20", 22" 24"		NC
TI02	<input type="checkbox"/>	Soft Urethane knobby 1 3/8 "		22", 24", 25", 26"		J
TI04	<input type="checkbox"/>	Soft Urethane 1" - <i>Shox</i>		22", 24", 25", 26"		OTP
Pneumatic						
TI05	<input type="checkbox"/>	Pneumatic 1 3/8"		20", 22", 24", 25", 26"		NC
TI08	<input type="checkbox"/>	Pneumatic with Airless insert 1 3/8" ⁸		22", 24", 26"		OTP
TI06	<input type="checkbox"/>	Pneumatic HP, Low Tread, Puncture resistant, black 1" - <i>SpeedLite</i>		20", 22", 24", 25", 26"		OTP
TI07	<input type="checkbox"/>	Pneumatic HP, Medium Tread, Puncture resistant, black 1" - <i>TrailBlazer</i>		24", 25", 26"		OTP

1- Not compatible with HP tires; Only available with aluminum or plastic coated handrim in standard position; 2- Not compatible with Shox tires
3- Colour spokes require an additionnal 10 days lead-time; 4- Only available with 1" tires; 5- Not available with Spinergy CLX, Spinergy LX 25", 26" and Spox 25", 26" rear wheels

Handrims						
HANDRIM				Available		
HR01	<input type="checkbox"/>	Aluminum anodized		20", 22", 24", 25", 26"		NC
HR61	<input type="checkbox"/>	Aluminum black hard anodized ²		20", 22", 24", 25"		OTP
HR02	<input type="checkbox"/>	Plastic coated ¹		20", 22", 24", 25", 26"		OTP
HR03	<input type="checkbox"/>	High friction coated ^{1,2}		22", 24", 25", 26"		OTP
HR07-HR18 and HR65-HR71	<input type="checkbox"/>	Newton Air Grip ² <i>See page 6 for the color selection and price</i>		20", 22", 24", 25", 26"		J
HR28	<input type="checkbox"/>	Surge ^{1,2,3} (1 1/2" Oval handrim w/ Gripton high friction strip)		22", 24", 25", 26"		OTP
HR05	<input type="checkbox"/>	Surge LT ^{1,2,3} (1 1/8" Oval handrim w/ Gripton high friction strip)		22", 24", 25", 26"		OTP
HR04	<input type="checkbox"/>	Natural Fit ^{1,2,3}		22", 24", 25", 26"		OTP
HR62		Simi H ^{1,2} (1 1/4" Oval handrim with high friction strip)		22", 24", 25", 26"		OTP
HR63	<input type="checkbox"/>	Nova H ^{1,2} (1 1/4" Oval handrim with high friction strip)		22", 24", 25", 26"		OTP
HR64	<input type="checkbox"/>	Optimum H ^{1,2} (1 1/8" heart-shaped handrim)		22", 24", 25", 26"		OTP
HR99		Omit handrim				N/A

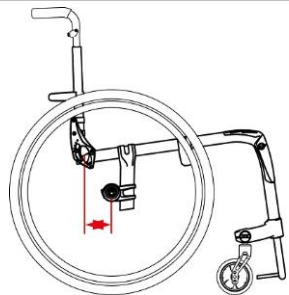
1- Only standard and narrow handrim position. By default, the tab won't be cut with the narrow position; 2- Not available with Mag wheels
3- 25" and 26" are not available in narrow position; 24" is not available with the Spinergy Spox, LX and CLX in narrow position; CLX rear wheel are not available with thumb piece

Handrims option						
ASSEMBLY POSITION						
HR29	<input type="checkbox"/>	Standard Handrim position	Full tab			NC
HR030	<input type="checkbox"/>	Narrow Handrim position no cut	Full tab			NC
HR30	<input type="checkbox"/>	Narrow Handrim position with cut ⁴	Short tab 2 positions			J
HR31	<input type="checkbox"/>	Super Narrow Handrim ⁴	Short tab 2 positions STD <input type="checkbox"/> Short tab 1 position <input type="checkbox"/>			J
THUMB PIECE SELECTION FOR NATURAL FIT, SURGE, SURGE LT HANDRIMS						
HR23	<input type="checkbox"/>	Standard grip				OTP
HR27	<input type="checkbox"/>	Super grip				OTP
HR099	<input type="checkbox"/>	Omit thumb piece				NC

4- Only available with Aluminum and Air Grip handrims;

AXLES						
AX01	<input type="checkbox"/>	Quick release axle				NC
AX03	<input type="checkbox"/>	Quad release axle				J
REAR WHEEL CAMBER						
CM00	<input type="checkbox"/>	0° camber				NC
CM02	<input type="checkbox"/>	2° camber				NC
CM04	<input type="checkbox"/>	4° camber				NC
CM06	<input type="checkbox"/>	6° camber				NC
CM08	<input type="checkbox"/>	8° camber				NC

CENTER OF GRAVITY	
Specify the position of rear wheel axle plate: Measure distance from front of back post to center of axle receiver.	
<div>0 - 6" range</div>	<div>Set At: _____ (inches)</div>
If not indicated, default setting is at 2.5" Motion Composites will select the closest possible center of gravity (COG) if an issue arises with the COG	



WHEEL LOCK						
WL08	<input type="checkbox"/>	Newton wheel lock - push to lock	PRODUCT IMPROVED			NC
WL14	<input type="checkbox"/>	6" removable extension handle for push to lock				J
WL16	<input type="checkbox"/>	Aluminum push to lock with extensions				OTP
WL02	<input type="checkbox"/>	Pull to lock				J
WL04	<input type="checkbox"/>	Newton grade aid push to lock (<i>Works best with pneumatic or high pressure tire</i>)				OTP
WL13	<input type="checkbox"/>	6" removable extension handle for pull to lock and grade aid				J
WL05	<input type="checkbox"/>	Scissors lock				OTP
WL99	<input type="checkbox"/>	Omit wheel locks				J

Armrests

HEIGHT ADJUSTABLE "T" ARMREST ¹

AR13-610	<input type="checkbox"/>	10" Desk length armpad ³	6" - 10"			NC
AR03-812	<input type="checkbox"/>	10" Desk length armpad	8" - 12"			NC
AR03-1014	<input type="checkbox"/>	10" Desk length armpad	10" - 14"			NC
AR14-610	<input type="checkbox"/>	14" Full length armpad ³	6" - 10"			NC
AR04-812	<input type="checkbox"/>	14" Full length armpad	8" - 12"			NC
AR04-1014	<input type="checkbox"/>	14" Full length armpad	10" - 14"			NC

HEIGHT ADJUSTABLE SWING AWAY ARMREST ²

AR05	<input type="checkbox"/>	Tubular armrest - short pad	8" - 11"			J
AR23	<input type="checkbox"/>	Tubular armrest - long pad	8" - 11"			J
AR06	<input type="checkbox"/>	10" Desk length flat armpad	8" - 11"			J
AR17	<input type="checkbox"/>	14" Full length flat armpad	8" - 11"			J
AR99	<input type="checkbox"/>	Omit armrest				J

LOCKING FLIP-UP ARMREST ⁴

AR07	<input type="checkbox"/>	Locking Flip-Up Armrest			NC
------	--------------------------	-------------------------	--	--	----

1- May have 1/2" adjustment restriction on both limits of the range; Not available with seat depth of 10" and 11"; 2- not available with the Ultralight non-locking backrest;

3- May have some restriction with seat-to-floor height and rear wheel; 4- May interfere with rigid back hardware; Only available with 18"-21" straight aluminum back canes; Not available with back upholstery;

SIDE GUARDS (not available with "T" Armrest)

SG01	<input type="checkbox"/>	Plastic side guards <i>(removable)</i>			OTP
SG03	<input type="checkbox"/>	Carbon fiber side guards <i>(removable)</i>			OTP
SG06	<input type="checkbox"/>	Plastic fender side guards - straight bracket <i>(removable)</i>			OTP
SG08	<input type="checkbox"/>	Plastic fender side guards - offset bracket <i>(removable)</i> ¹			OTP
SG04	<input type="checkbox"/>	Carbon fiber fender side guards <i>(removable)</i>			OTP
SG99	<input type="checkbox"/>	Omit side guards			NC

1- only compatible with 0° and 2° camber; Increase distance between fender side guards by 1 1/8"

POSITIONING BELT




























SB01-S	<input type="checkbox"/>	Velcro adjustable - Standard 35" ¹			OTP
SB01-L	<input type="checkbox"/>	Velcro adjustable - Long 60"			OTP
SB02-S	<input type="checkbox"/>	Auto buckle - Standard 35" ¹			NC
SB02-M		Auto buckle - Medium 48"			NC
SB02-L	<input type="checkbox"/>	Auto buckle - Long 60"			NC
SB04-M	<input type="checkbox"/>	BodyPoint Hip Belt - 2 point not padded - Medium 56"			OTP
SB04-L	<input type="checkbox"/>	BodyPoint Hip Belt - 2 point not padded - Long 61"			OTP
SB05-S	<input type="checkbox"/>	BodyPoint Hip Belt - 2 point padded - Small 51"			OTP
SB05-M	<input type="checkbox"/>	BodyPoint Hip Belt - 2 point padded - Medium 56"			OTP
SB05-L	<input type="checkbox"/>	BodyPoint Hip Belt - 2 point padded - Long 61"			OTP
SB06-S	<input type="checkbox"/>	BodyPoint Hip Belt - 4 point padded - Small 51"			OTP
SB06-M	<input type="checkbox"/>	BodyPoint Hip Belt - 4 point padded - Medium 56"			OTP
SB06-L	<input type="checkbox"/>	BodyPoint Hip Belt - 4 point padded - Long 61"			OTP
SB03	<input type="checkbox"/>	Hardware attachment for 2 extra points (1 pair)			OTP
SB08-M	<input type="checkbox"/>	BodyPoint EVOFLEX® Positioning Belt Rehab latch and Band Clamps - Medium 18"			OTP
SB08-L	<input type="checkbox"/>	BodyPoint EVOFLEX® Positioning Belt Rehab latch and Band Clamps - Long 24"			OTP
SB99	<input type="checkbox"/>	Omit positioning belt			NC

1- Not available with wheelchair width of 18" and more

ACCESSORIES

AC03	<input type="checkbox"/>	Anti-tippers			NC
AC06	<input type="checkbox"/>	Cane and crutch holder	Left <input type="checkbox"/>	Right <input type="checkbox"/>	OTP
AC08	<input type="checkbox"/>	Spoke guards ¹	Available: 20", 22", 24", 26"		
AC10	<input type="checkbox"/>	Seat pouch			OTP
AC30	<input type="checkbox"/>	Newton multi-purpose pouch			OTP
AC26	<input type="checkbox"/>	BodyPoint Mobility Bag			OTP
AC23	<input type="checkbox"/>	Newton Backpack			OTP
AC13	<input type="checkbox"/>	Tool kit			OTP
AC16	<input type="checkbox"/>	Motion Composites Polo Shirt	W/S <input type="checkbox"/>	W/M <input type="checkbox"/>	W/L <input type="checkbox"/>
			M/S <input type="checkbox"/>	M/M <input type="checkbox"/>	M/L <input type="checkbox"/>
				M/XL <input type="checkbox"/>	M/XXL <input type="checkbox"/>
					M/XXXL <input type="checkbox"/>
					OTP

1- Not available with Mag wheels and Spineray

Colors																					
Options ¹	Black	High Gloss Carbon Fiber	Sunkissed Orange	Burgundy	Sapphire Blue	Monster Green	Charcoal	Fuchsia	Steel Blue	Ferrari Red	Acid Green	Electric Purple	Caribbean Blue	White	Pink Pearl	Plum Purple	Sky Blue	Black Cherry	Khaki Green (matte)	Desert Sand (matte)	
																					
AirGrip	<input type="checkbox"/> J		<input type="checkbox"/>	<input type="checkbox"/>	<input type="checkbox"/>	<input type="checkbox"/>	<input type="checkbox"/>	<input type="checkbox"/>	<input type="checkbox"/>	<input type="checkbox"/>	<input type="checkbox"/>	<input type="checkbox"/>	<input type="checkbox"/>	<input type="checkbox"/>	<input type="checkbox"/>	<input type="checkbox"/>	<input type="checkbox"/>	<input type="checkbox"/>	<input type="checkbox"/>	<input type="checkbox"/>	OTP
																					
Highlight ²	<input type="checkbox"/>		<input type="checkbox"/>					<input type="checkbox"/>		<input type="checkbox"/>	<input type="checkbox"/>			<input type="checkbox"/>			<input type="checkbox"/>				NC

1- Color representation may vary from one monitor to another. Therefore, the actual paint color on your wheelchair might differ slightly from what you see on your screen.;
 Finish between Airgrip and frame might be different;

2 - To see different highlight, visit our website: https://www.motioncomposites.com/en_ca/products/rigid-wheelchairs/apex-c

