



1- Purchasing information

P.O. number:* _____ Date: _____
Company Name:* _____
Purchasing contact:* _____
Phone:* _____
Email:* _____
Contact preference:* Phone Email
Marked for: _____

3- Shipping information

Ship to:* _____
Name: _____
Address: _____
City: _____ State: _____
Zip Code: _____
Phone: _____

2- ATP/Clinician information

ATP/Clinician:* _____
Phone:* _____
Email:* _____
Contact preference:* Phone Email

* Required		MA082 <input type="checkbox"/>	MA089 <input type="checkbox"/>	Taxes not included
		English Manual (STD)	Spanish Manual	USD
MODEL				
WC11	<input type="checkbox"/>	Ultralight Aluminum APEX Rigid Wheelchair (265 lb weight limit)	Triple-butted aluminum frame / Aluminum back canes and back rigidizer / Aluminum seat rigidizer / Ultralight carbon fiber camber tube and rear frame rigidizer	K0005 \$2,595
WC21	<input type="checkbox"/>	Apex Carbon fiber frame upgrade (High Gloss Carbon Fiber)	Ultralight carbon fiber frame, back canes, back rigidizer, seat rigidizer, camber tube and rear frame rigidizer.	\$2,495
EVO-R	<input type="checkbox"/>	Evo Rigid - Chair resizing service*	To be used within 24 months of chair purchase	Aluminum \$750 Carbon \$1,000

*By selecting this option, I agree to the terms and conditions of the EVO-RIGID program. https://www.motioncomposites.com/en_us/terms-and-conditions

Frame												
SEAT WIDTH												
SW	<input type="checkbox"/>	12" <input type="checkbox"/>	13" <input type="checkbox"/>	14" <input type="checkbox"/>	15" <input type="checkbox"/>	16" <input type="checkbox"/>	17" <input type="checkbox"/>	18" <input type="checkbox"/>	19" <input type="checkbox"/>		NC	
	<input type="checkbox"/>	20" <input type="checkbox"/>									E2201	\$525
SEAT DEPTH												
SD	<input type="checkbox"/>	12" <input type="checkbox"/>	13" <input type="checkbox"/>	14" <input type="checkbox"/>	15" <input type="checkbox"/>	16" <input type="checkbox"/>	17" <input type="checkbox"/>	18" <input type="checkbox"/>	19" <input type="checkbox"/>		NC	
	<input type="checkbox"/>	20" <input type="checkbox"/>									E2203	\$575
FRAME LENGTH												
SP01	<input type="checkbox"/>	Standard frame length configuration ¹									STD	
SP02	<input type="checkbox"/>	Frame length 1" longer than standard configuration									NC	
SP03	<input type="checkbox"/>	Frame length 2" longer than standard configuration									NC	
SP04	<input type="checkbox"/>	Frame length 1" shorter than standard configuration									NC	
SP05	<input type="checkbox"/>	Frame length 2" shorter than standard configuration									NC	
TIE-DOWN												
AC05-S	<input type="checkbox"/>	WC-19 Transit Tie Down w/Q'straint belt ^{2,3} Short belt 20"-41"									\$365	
AC05-L	<input type="checkbox"/>	WC-19 Transit Tie Down w/Q'straint belt ^{2,3} Long belt 20"-46"									\$365	
AC35	<input type="checkbox"/>	WC-19 Transit Tie Down without belt ³									\$350	

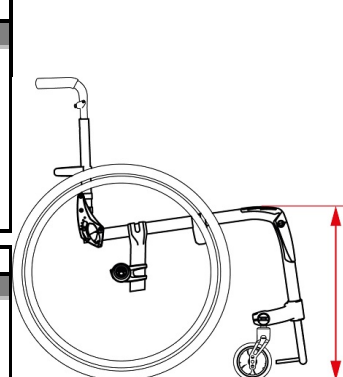
1- Distance of 4.37" from end of seat upholstery to bend

2- Not available with depth adjustable back; 3- May interfere with the swing away armrest and the clamp on height adjustable push handle; Add a 3" of frame length behind backrest

4. Width calculator

FRONT Seat-to-floor height		
Caster sizes	Height available +- 1/4"	
<input type="checkbox"/> 3" Caster	14" to 21"	
<input type="checkbox"/> 4" Caster	14.5" to 21"	
<input type="checkbox"/> 5" Caster	15.5" to 21"	
<input type="checkbox"/> 6" Caster	16.5" to 21" (N/A with 90° front frame)	
Specify desired height: _____ (inches)		

Frog Legs FRONT Seat-to-floor height		
Caster Sizes	Height available +- 1/4"	
<input type="checkbox"/> 3" Caster	15.25" to 21"	
<input type="checkbox"/> 4" Caster	15.75" to 21"	
<input type="checkbox"/> 5" Caster	16.75" to 21"	
<input type="checkbox"/> 6" Caster	17.75" to 21" (N/A with 90° front frame)	
Specify desired height: _____ (inches)		

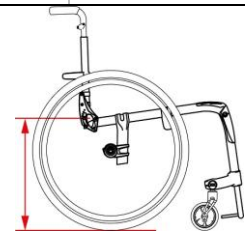


FRONT CASTERS					
CASTERS				Available	
CA01-03 to CA01-06	<input type="checkbox"/>	Composite wheel w/ PU tire (1")		3", 4", 5", 6"	NC
CA10	<input type="checkbox"/>	Pneumatic casters (1 1/4")		6"	\$165
CA14 to CA16	<input type="checkbox"/>	Newton UltraCaster Composite (1 1/2")		4", 5", 6"	\$95
CA17 to CA19	<input type="checkbox"/>	Newton UltraCaster Aluminum (1 1/2")		4", 5", 6"	\$215
CASTER OPTIONS					
CA13	<input type="checkbox"/>	Carbon fiber Frog Legs suspension forks		E1015	\$490

REAR Seat-to-floor height		
Wheel sizes	Height available +/- 1/4"	
<input type="checkbox"/> 20" (451) wheel	14" to 17.5"	
<input type="checkbox"/> 22" (501) wheel	14" to 18.5"	
<input type="checkbox"/> 24" (540) wheel	15" to 19.5"	
<input type="checkbox"/> 25" (559) wheel	15.5" to 20"	
<input type="checkbox"/> 26" (590) wheel	16" to 20"	

Specify desired height:

_____ (inches)



REAR WHEELS					
REAR WHEELS				Available	
RW01	<input type="checkbox"/>	Mag ¹		20", 22" 24"	\$57
RW02	<input type="checkbox"/>	Newton One - spoke wheel ²		20", 22" 24"	STD
RW03	<input type="checkbox"/>	Newton Gravity - ultralight wheel		20", 22", 24", 25", 26"	\$360
RW04	<input type="checkbox"/>	Spinergy Spox Blk STD <input type="checkbox"/> Wht <input type="checkbox"/> Blue <input type="checkbox"/> Red <input type="checkbox"/> Yel <input type="checkbox"/>		22", 24", 25", 26"	\$915
RW05	<input type="checkbox"/>	Spinergy LX Blk STD <input type="checkbox"/> Pur <input type="checkbox"/> Wht <input type="checkbox"/> Blue <input type="checkbox"/> Red <input type="checkbox"/> Yel <input type="checkbox"/> Pink <input type="checkbox"/> Grn <input type="checkbox"/> Org <input type="checkbox"/>		22", 24", 25", 26"	\$1,145
RW07	<input type="checkbox"/>	Spinergy CLX ⁴ Blk STD <input type="checkbox"/> Pur <input type="checkbox"/> Wht <input type="checkbox"/> Blue <input type="checkbox"/> Red <input type="checkbox"/> Yel <input type="checkbox"/> Pink <input type="checkbox"/> Grn <input type="checkbox"/> Org <input type="checkbox"/>		24", 25"	\$1,625
TIRES (The brand and color may vary depending on parts availability)				Available	
AIRLESS					
TI01	<input type="checkbox"/>	Soft Urethane 1 3/8" - Low Tread, black		20", 22" 24"	E2218 NC
TI02	<input type="checkbox"/>	Soft Urethane 1 3/8" - Medium Tread, black ⁵		22", 24", 25", 26"	E2218 \$97
TI13	<input type="checkbox"/>	Soft Urethane 1" - No tread, black - Sentinel		20", 22", 24", 25", 26"	E2218 \$118
TI08	<input type="checkbox"/>	Pneumatic Airless insert 1 3/8" - Medium Tread ⁶		22", 24", 26"	E2211/E2213 \$95
PNEUMATIC					
TI05	<input type="checkbox"/>	Pneumatic 1 3/8" - Medium Tread		20", 22", 24", 26"	E2211/E2212 STD
TI06	<input type="checkbox"/>	Pneumatic HP 1" - Low Tread, Puncture resistant, black - SpeedLite		20", 22", 24", 25", 26"	E2211/E2212 \$105
TI07	<input type="checkbox"/>	Pneumatic HP 1" - Medium Tread, Puncture resistant, black - TrailBlazer		24", 25", 26"	E2211/E2212 \$150
TI03	<input type="checkbox"/>	Pneumatic 2" - Large Tread, black ⁷		22", 24", 25"	E2211/E2212 \$115

1- Not compatible with HP tires; Only available with aluminum or plastic coated handrim in standard position; 2- Not compatible with Shox tires; 3- Colour spokes require an additional 10 days lead-time; 4- Only available with 1" tires; 5- The 22" is only available with Mags, Newton One and Newton Gravity wheels 6- Not available with Spinergy CLX, Spinergy LX 25", 26" and Spox 25", 26" rear wheels; 7- Not available when armrests and 4", 6", 8" camber are selected.

HANDRIMS					
HANDRIM				Available	
HR01	<input type="checkbox"/>	Aluminum anodized		20", 22", 24", 25", 26"	STD
HR61	<input type="checkbox"/>	Aluminum black hard anodized ²		20", 22", 24", 25"	\$75
HR02	<input type="checkbox"/>	Plastic coated ¹		20", 22", 24", 25", 26"	\$110
HR03	<input type="checkbox"/>	High friction coated ^{1,2}		22", 24", 25", 26"	\$375
HR07-HR18 and HR65-HR71	<input type="checkbox"/>	Newton Air Grip ² <i>See page 6 for the color selection and price</i>		20", 22", 24", 25", 26"	
HR28	<input type="checkbox"/>	Surge ^{1,2,3} (1 1/2" Oval handrim w/ Gripton high friction strip)		22", 24", 25", 26"	\$450
HR05	<input type="checkbox"/>	Surge LT ^{1,2,3} (1 1/8" Oval handrim w/ Gripton high friction strip)		22", 24", 25", 26"	\$495
HR04	<input type="checkbox"/>	Natural Fit ^{1,2,3}		22", 24", 25", 26"	\$395
HR62	<input type="checkbox"/>	Simi H ^{1,2} (1 3/8" Oval handrim with high friction strip)		22", 24", 25", 26"	\$395
HR63	<input type="checkbox"/>	Nova H ^{1,2} (1 1/4" Oval handrim with high friction strip)		22", 24", 25", 26"	\$445
HR64	<input type="checkbox"/>	Optimum H ^{1,2} (1 1/8" heart-shaped handrim)		22", 24", 25", 26"	\$345
HR99	<input type="checkbox"/>	Omit handrim			NC

1- Only standard and narrow handrim position. By default, the tab won't be cut with the narrow position; 2- Not available with Mag wheels 3- 25" and 26" are not available in narrow position; 24" is not available with the Spinergy Spox, LX and CLX in narrow position; CLX rear wheel are not available with thumb piece

HANDRIMS OPTIONS					
ASSEMBLY POSITION					
HR29	<input type="checkbox"/>	Standard Handrim position	Full tab		STD
HR030	<input type="checkbox"/>	Narrow Handrim position no cut ⁴	Full tab		NC
HR30	<input type="checkbox"/>	Narrow Handrim position with cut ³	Short tab 2 positions		\$30
HR31	<input type="checkbox"/>	Super Narrow Handrim ³	Short tab 2 positions STD <input type="checkbox"/> Short tab 1 position ⁴ <input type="checkbox"/>		\$30
THUMB PIECE SELECTION FOR NATURAL FIT, SURGE, SURGE LT HANDRIMS					
HR23	<input type="checkbox"/>	Standard grip			\$95
HR27	<input type="checkbox"/>	Super grip			\$150
HR099	<input type="checkbox"/>	Omit thumb piece			NC

3- Only available with Aluminum and Air Grip handrims; 4- Not available with the combination of 24" Newton Gravity, Spinergy Spox, LX, wheels and a 1 3/8" Airless insert pneumatic tire with any handrim;

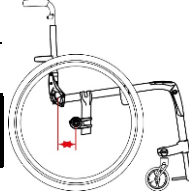
AXLES				
AX01	<input type="checkbox"/>	Quick release axle		STD
AX03	<input type="checkbox"/>	Quad release axle	K0108	\$130
REAR WHEEL CAMBER				
CM00	<input type="checkbox"/>	0° camber		STD
CM02	<input type="checkbox"/>	2° camber		NC
CM04	<input type="checkbox"/>	4° camber		NC
CM06	<input type="checkbox"/>	6° camber		NC
CM08	<input type="checkbox"/>	8° camber		NC

CENTER OF GRAVITY

Specify the position of rear wheel axle plate:
 Measure distance from front of back post to center of axle receiver.

0 - 6" range

Set At: _____ (inches)



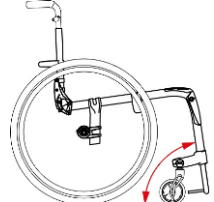
If not indicated, default setting is at 2.5"

Motion Composites will select the closest possible center of gravity (COG) if an issue arises with the COG

WHEEL LOCK				
WL08	<input type="checkbox"/>	Newton wheel lock - push to lock		STD
WL02	<input type="checkbox"/>	Pull to lock		NC
WL04	<input type="checkbox"/>	Newton grade aid push to lock (<i>works best with pneumatic or high pressure tire</i>)	E0974	\$155
WL13	<input type="checkbox"/>	6" removable extension handle ¹	E0961	\$77
WL14				
WL05	<input type="checkbox"/>	Scissors lock		\$155
WL99	<input type="checkbox"/>	Omit wheel locks		NC

1- Only available with Newton push to lock (WL08), pull to lock (WL02) and Newton Grade aid (WL04)

FRONT FRAME ANGLE				
FA70	<input type="checkbox"/>	70° Front frame angle (<i>carbon upgrade available with at least 1" seat slope</i>)		NC
FA75	<input type="checkbox"/>	75° Front frame angle		NC
FA80	<input type="checkbox"/>	80° Front frame angle		NC
FA85	<input type="checkbox"/>	85° Front frame angle		NC
FA90	<input type="checkbox"/>	90° Front frame angle		NC



Seat upholstery to footplate length

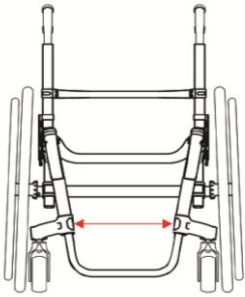
12" to 19" without high mount
 7" to 13" with high mount ¹

Specify desired length ²:
 _____ (inches)
Required



1- Choose high mount in the footplates section; 2- The seat upholstery to footrest length requested may not be available, depending on the configuration requested

Seat Width	Footrest width / Taper selection		
	Straight	1" Taper	2" Taper
Outside Measurement	2 1/2" Narrower than Seat Width	4 1/2" Narrower than Seat Width	6 1/2" Narrower than Seat Width
12"	9.5"	7.5"	
13"	10.5"	8.5"	
14"	11.5"	9.5"	
15"	12.5"	10.5"	
16"	13.5"	11.5"	9.5"
17"	14.5"	12.5"	10.5"
18"	15.5"	13.5"	11.5"
19"	16.5"	14.5"	12.5"
20"	17.5"	15.5"	13.5"



Note: higher than 20" Front STFH will reduce the footrest width up to 1" with a 2" taper


FOOTPLATES				
FP12	<input type="checkbox"/>	Tubular open loop ¹		STD
FP13	<input type="checkbox"/>	Tubular with ABS cover		NC
FP31	<input type="checkbox"/>	Newton adjustable angle - Aluminum (<i>one piece</i>)	K0040	\$97
FP32	<input type="checkbox"/>	Newton adjustable angle - Carbon fiber (<i>one piece with rubber inserts</i>)	K0040	\$190
FP14	<input type="checkbox"/>	Flip back, adjustable angle aluminum	K0040	\$200
FP15	<input type="checkbox"/>	Flip back, adjustable angle carbon fiber	K0040	\$295
FR25	<input type="checkbox"/>	High mount with adjustable angle footplate (<i>Aluminum - one piece</i>)	K0040	\$170
FR26	<input type="checkbox"/>	High mount with adjustable angle footplate (<i>Carbon fiber with rubber inserts - one piece</i>)	K0040	\$250

FOOTPLATES ACCESSORIES				
FP16	<input type="checkbox"/>	2" riser (<i>only available with aluminum angle adjustable footplate</i>) ²		\$77
FP09	<input type="checkbox"/>	Calf strap	K0038	\$39
FP30	<input type="checkbox"/>	Bodypoint Aeromesh Padded calf strap	K0038	\$118

1 - Available on: all straight frames; 1" taper with seat width of 14" and greater; 2" taper with seat width of 16" and greater

2- Not available with high mount

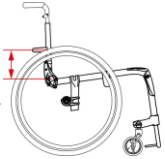
SEATING AND BACKREST

BACK UPHOLSTERY				
BH03	<input type="checkbox"/>	Slip-on Syntech-Suede back upholstery		STD
BH04	<input type="checkbox"/>	Adjustable tension Syntech-Suede back upholstery	E2611	\$305
BH99	<input type="checkbox"/>	Omit Back upholstery		NC
	<input type="checkbox"/>	NXT back Support	See price list	
SEAT CUSHION				
SC01	<input type="checkbox"/>	2" Cushion		\$170
SC02	<input type="checkbox"/>	3" Cushion	E2601/E2602	\$190
SC99	<input type="checkbox"/>	Omit seat cushion		STD
	<input type="checkbox"/>	NXT cushion	See price list	
FOLD DOWN BACKREST				
BC20	<input type="checkbox"/>	Locking backrest		STD
BC21	<input type="checkbox"/>	Ultralight non locking backrest (not locking in upright and down position) ²		\$102
FIXED HEIGHT, ADJUSTABLE ANGLE FOLD DOWN BACKREST (Not available with push handles)				
BC	<input type="checkbox"/>	Fixed height without push handle	(30) 9" <input type="checkbox"/> (31) 9.5" <input type="checkbox"/> (32) 10" <input type="checkbox"/> (33) 10.5" <input type="checkbox"/> (34) 11" <input type="checkbox"/>	NC
			(35) 11.5" <input type="checkbox"/> (36) 12" <input type="checkbox"/> (37) 12.5" <input type="checkbox"/> (38) 13" <input type="checkbox"/> (39) 13.5" <input type="checkbox"/> (40) 14" <input type="checkbox"/> (41) 14.5" <input type="checkbox"/>	
			(42) 15" <input type="checkbox"/> (43) 15.5" <input type="checkbox"/> (44) 16" <input type="checkbox"/> (45) 16.5" <input type="checkbox"/> (46) 17" <input type="checkbox"/> (47) 17.5" <input type="checkbox"/> (48) 18" <input type="checkbox"/>	
			(49) 18.5" <input type="checkbox"/> (50) 19" <input type="checkbox"/> (51) 19.5" <input type="checkbox"/> (52) 20" <input type="checkbox"/> (53) 20.5" <input type="checkbox"/> (54) 21" <input type="checkbox"/>	
HEIGHT AND ANGLE ADJUSTABLE FOLD DOWN BACKREST WITH PUSH HANDLE OPTIONS (MUST select ONE push handle options)				
BC	<input type="checkbox"/>	Straight back canes		NC
		(22) 9 - 12" <input type="checkbox"/> (23) 12 - 15" <input type="checkbox"/> (24) 15 - 18" <input type="checkbox"/> (25) 18 - 21" <input type="checkbox"/>		
Set height to: *		(in increments of 1/2", measured from seat sling to top of back upholstery) * If not indicated, default height setting is at the lowest position		
Select back cane angle: ¹	<input type="checkbox"/>	101° <input type="checkbox"/> 99° <input type="checkbox"/> 96° <input type="checkbox"/> 93° <input type="checkbox"/> 90° <input type="checkbox"/> 87° <input type="checkbox"/> 83° <input type="checkbox"/> 80° <input type="checkbox"/>		STD

1 - If not indicated default angle setting is at 93°; 2- Maximum back cane height of 19.5" with aluminum chair

PUSH HANDLES OPTIONS (ONE option at a time)				
PH01	<input type="checkbox"/>	Push handles		STD
PH05	<input type="checkbox"/>	Fold down push handles		\$145
PH06-920	<input type="checkbox"/>	Clamp on height adjustable push handles 9 - 20" ¹		\$325
PH06-923	<input type="checkbox"/>	Clamp on height adjustable push handles 9 - 23" ¹		\$325
PH02	<input type="checkbox"/>	Omit push handles		NC
STROLLER HANDLE				
PH04	<input type="checkbox"/>	Stroller handle (Push handles included)	K0108	\$165

1- Not compatible with swing away armrests; Not available with 9" to 12" back canes; When the WC-19 transit tie down is selected, only the 4" rigidizer bar is available

BACKRESTS OPTIONS				
BC61	<input type="checkbox"/>	Depth adjustable back - 1" depth adjustment ^{1,4}		\$195
BC62	<input type="checkbox"/>	Depth adjustable back - 2" depth adjustment ^{2,4}		\$195
BC56	<input type="checkbox"/>	Depth adjustable back - 3" depth adjustment ^{3,4}		\$195
BC57	<input type="checkbox"/>	Standard 3 inch deep rigidizer bar		STD
BC55	<input type="checkbox"/>	Four inch deep Aluminum rigidizer bar		NC
BC88	<input type="checkbox"/>	Custom height rigidizer bar set at _____ (inches)		\$135
Measured from the top of the seat sling to the center of the rigidizer - standard height is 5, Lowest position is 4,25"				

If used in combination with WC-19: 1- Maximum depth of 19"; 2- Maximum depth of 18"; 3- Maximum depth of 17"; 4- Only compatible with WC-19 transit tie down without Q'Straint belt

ARMREST				
HEIGHT ADJUSTABLE "T" ARMREST ¹				
AR13-610	<input type="checkbox"/>	10" Desk length armpad ³	6" - 10"	E0973 \$330
AR03-812	<input type="checkbox"/>	10" Desk length armpad	8" - 12"	E0973 \$330
AR03-1014	<input type="checkbox"/>	10" Desk length armpad	10" - 14"	E0973 \$330
AR14-610	<input type="checkbox"/>	14" Full length armpad ³	6" - 10"	E0973 \$330
AR04-812	<input type="checkbox"/>	14" Full length armpad	8" - 12"	E0973 \$330
AR04-1014	<input type="checkbox"/>	14" Full length armpad	10" - 14"	E0973 \$330
HEIGHT ADJUSTABLE SWING AWAY ARMREST ²				
AR05	<input type="checkbox"/>	Tubular armrest without plastic side guards - Short pad	8" - 11"	E0973 \$230
AR19	<input type="checkbox"/>	Tubular armrest with plastic side guards - short pad	8" - 11"	E0973 \$395
AR23	<input type="checkbox"/>	Tubular armrest without plastic side guards - long pad	8" - 11"	E0973 \$230
AR24	<input type="checkbox"/>	Tubular armrest with plastic side guards - long pad	8" - 11"	E0973 \$395
AR06	<input type="checkbox"/>	10" Desk length flat armpad without plastic side guards	8" - 11"	E0973 \$230
AR20	<input type="checkbox"/>	10" Desk length flat armpad with plastic side guards	8" - 11"	E0973 \$395
AR17	<input type="checkbox"/>	14" Full length flat armpad without plastic side guards	8" - 11"	E0973 \$230
AR21	<input type="checkbox"/>	14" Full length flat armpad with plastic side guards	8" - 11"	E0973 \$395
ARMREST OPTIONS				
AR12	<input type="checkbox"/>	14" Full Length armpad - Gel Ovation (pair) ⁴		\$165
AR99	<input type="checkbox"/>	Omit armrest		NC

1- May have 1/2" adjustment restriction on both limits of the range; 2- not available with the Ultralight non-locking backrest; 3- May have some restriction with seat-to-floor height and rear wheel
4- Only available with "T" full length armrest; Not available with swing away and desk length armrests

ACCESSORIES

SIDE GUARDS (not available with "T" Armrest)							
SG01	<input type="checkbox"/>	Plastic side guards (removable)	Straight bracket -STD	Offset bracket ¹		K0108	\$200
SG03	<input type="checkbox"/>	Carbon fiber side guards (removable)	Straight bracket -STD	Offset bracket ¹		K0108	\$305
SG06	<input type="checkbox"/>	Plastic fender side guards (removable)	Straight bracket -STD	Offset bracket ¹			\$290
SG04	<input type="checkbox"/>	Carbon fiber fender side guards (removable)	Straight bracket -STD	Offset bracket ¹		K0108	\$550
SG99	<input type="checkbox"/>	Omit side guards					NC

¹- only compatible with 0" and 2" camber; increase width by 1/2" per side for a total of 1"

POSITIONING BELT							
SB01-S	<input type="checkbox"/>	Velcro adjustable - Small 35" ¹				E0978	\$46
SB01-L	<input type="checkbox"/>	Velcro adjustable - Long 60"				E0978	\$46
SB02-S	<input type="checkbox"/>	Auto buckle - Small 35" ¹				E0978	\$87
SB02-M	<input type="checkbox"/>	Auto buckle - Medium 48"				E0978	\$87
SB02-L	<input type="checkbox"/>	Auto buckle - Long 60"				E0978	\$87
SB04-M	<input type="checkbox"/>	BodyPoint Hip Belt - 2 point not padded - Medium 56"				E0978	\$85
SB04-L	<input type="checkbox"/>	BodyPoint Hip Belt - 2 point not padded - Long 61"				E0978	\$85
SB05-S	<input type="checkbox"/>	BodyPoint Hip Belt - 2 point padded - Small 51"				E0978	\$180
SB05-M	<input type="checkbox"/>	BodyPoint Hip Belt - 2 point padded - Medium 56"				E0978	\$180
SB05-L	<input type="checkbox"/>	BodyPoint Hip Belt - 2 point padded - Long 61"				E0978	\$180
SB06-S	<input type="checkbox"/>	BodyPoint Hip Belt - 4 point padded - Small 51"				E0978	\$195
SB06-M	<input type="checkbox"/>	BodyPoint Hip Belt - 4 point padded - Medium 56"				E0978	\$195
SB06-L	<input type="checkbox"/>	BodyPoint Hip Belt - 4 point padded - Long 61"				E0978	\$195
SB03	<input type="checkbox"/>	Hardware attachment for 2 extra points (1 pair)					\$17
SB08-M	<input type="checkbox"/>	BodyPoint EVOFLEX® Positioning Belt Rehab latch and Band Clamps - Medium 18"				K0108	\$305
SB08-L	<input type="checkbox"/>	BodyPoint EVOFLEX® Positioning Belt Rehab latch and Band Clamps - Long 24"				K0108	\$305
SB99	<input type="checkbox"/>	Omit positioning belt					STD

¹- Not recommended for seat width of 18" and more

ACCESSORIES							
AC03	<input type="checkbox"/>	Anti-tippers				E0971	\$150
AC06	<input type="checkbox"/>	Cane and crutch holder	Left <input type="checkbox"/>	Right <input type="checkbox"/>		E2207	\$200
AC08	<input type="checkbox"/>	Spoke guards ¹	Available: 20", 22", 24", 25", 26"			K0065	\$118
AC10	<input type="checkbox"/>	Seat pouch					\$82
AC30	<input type="checkbox"/>	Newton multi-purpose pouch					\$61
AC26	<input type="checkbox"/>	BodyPoint Mobility Bag					\$135
AC23	<input type="checkbox"/>	Newton Backpack					\$130
AC13	<input type="checkbox"/>	Tool kit					\$51
AC15	<input type="checkbox"/>	Military Patches	Army <input type="checkbox"/>	Navy <input type="checkbox"/>	Air Force <input type="checkbox"/>	Marines <input type="checkbox"/>	Coast Guard <input type="checkbox"/>
			Combat Wounded Purple Heart <input type="checkbox"/>	Space Force <input type="checkbox"/>	American Flag <input type="checkbox"/>		\$97

¹- Not available with Mag wheels and Spinerig; the 24" spoke guard will be installed on the 25" wheel

Colors

Options ¹	Black ⁴	High Gloss Carbon Fiber ⁴	Sunkissed Orange	Burgundy	Sapphire Blue	Monster Green	Charcoal	Fuchsia	Steel Blue	Ferrari Red	Acid Green	Electric Purple	Caribbean Blue	White	Pink Pearl	Plum Purple	Sky Blue	Black Cherry	Khaki Green (matte)	Desert Sand (matte)		
AirGrip	<input type="checkbox"/>	<input type="checkbox"/>	<input type="checkbox"/>	<input type="checkbox"/>	<input type="checkbox"/>	<input type="checkbox"/>	<input type="checkbox"/>	<input type="checkbox"/>	<input type="checkbox"/>	<input type="checkbox"/>	<input type="checkbox"/>	<input type="checkbox"/>	<input type="checkbox"/>	<input type="checkbox"/>	<input type="checkbox"/>	<input type="checkbox"/>	<input type="checkbox"/>	<input type="checkbox"/>	<input type="checkbox"/>	<input type="checkbox"/>	<input type="checkbox"/>	\$265
Frame (NC)	<input type="checkbox"/>	<input type="checkbox"/>	<input type="checkbox"/>	<input type="checkbox"/>	<input type="checkbox"/>	<input type="checkbox"/>	<input type="checkbox"/>	<input type="checkbox"/>	<input type="checkbox"/>	<input type="checkbox"/>	<input type="checkbox"/>	<input type="checkbox"/>	<input type="checkbox"/>	<input type="checkbox"/>	<input type="checkbox"/>	<input type="checkbox"/>	<input type="checkbox"/>	<input type="checkbox"/>	<input type="checkbox"/>	<input type="checkbox"/>	<input type="checkbox"/>	TBD ⁵
Camber Tube	<input type="checkbox"/>	<input type="checkbox"/>	<input type="checkbox"/>	<input type="checkbox"/>	<input type="checkbox"/>	<input type="checkbox"/>	<input type="checkbox"/>	<input type="checkbox"/>	<input type="checkbox"/>	<input type="checkbox"/>	<input type="checkbox"/>	<input type="checkbox"/>	<input type="checkbox"/>	<input type="checkbox"/>	<input type="checkbox"/>	<input type="checkbox"/>	<input type="checkbox"/>	<input type="checkbox"/>	<input type="checkbox"/>	<input type="checkbox"/>	<input type="checkbox"/>	\$60
Highlight ³	<input type="checkbox"/>	<input type="checkbox"/>	<input type="checkbox"/>	<input type="checkbox"/>	<input type="checkbox"/>	<input type="checkbox"/>	<input type="checkbox"/>	<input type="checkbox"/>	<input type="checkbox"/>	<input type="checkbox"/>	<input type="checkbox"/>	<input type="checkbox"/>	<input type="checkbox"/>	<input type="checkbox"/>	<input type="checkbox"/>	<input type="checkbox"/>	<input type="checkbox"/>	<input type="checkbox"/>	<input type="checkbox"/>	<input type="checkbox"/>	<input type="checkbox"/>	NC
FC99 ²	<input type="checkbox"/>	Custom Color	Specify PPG Paintit color:																	additional 10 days lead-time	\$390	

¹- Color representation may vary from one monitor to another. Therefore, the actual paint color on your wheelchair might differ slightly from what you see on your screen.; Finish between Airgrip and frame might be different;

²- Only available with carbon fiber upgrade; ³- To see different highlight, visit our website: https://www.motioncomposites.com/en_us/products/rigid-wheelchairs/apex-c

⁴- Black frame will be STD for the aluminum/High Gloss Carbon Fiber will be STD for the Carbon frame upgrade;

⁵- The frame color will be confirmed with the quote conversion into an order (in absence of selection, the color will be black)



CUSTOMIZATION STARTS HERE!

With EVO Custom, whether it's a subtle tweak for comfort or mobility, or a fully reimagined component tailored to your unique needs, we're here to support you.



Explore the
EVO Custom Catalog.


You can include your request or reference an existing customization from our catalog in the notes section below.



Have a customization in mind or a specific request? The **EVO Custom Request Form** is the best place to start.

Notes :

nxt RIGID ON CHAIR – USA ORDER FORM

 <p>BioFit™ CUSHION</p> <p>Use wheelchair configuration Or use this size: NXCABF _____ (W" x D")</p> <p>HCPCS CODE: E2607-E2608</p>	WIDTH										
	DEPTH	12"	\$468	\$468	\$468		N/A	N/A	N/A	N/A	N/A
		13"						N/A	N/A	N/A	N/A
		14"	\$468	\$468	\$468						
		15"		\$468	\$468	\$468	\$468				
		16"		\$468	\$468	\$468	\$468	\$468	\$468	\$468	\$468
		17"	N/A			\$468	\$468	\$468	\$468	\$468	\$468
		18"	N/A			\$468	\$468	\$468	\$468	\$468	\$468
		19"	N/A			\$468	\$468	\$468	\$468	\$468	\$468
		20"	N/A			\$468	\$468	\$468	\$468	\$468	\$468
Option: Change cover for incontinent/infection control outer cover N/C											

Green boxes are stocked sizes; the red boxes require customization*; the N/A boxes are not available sizes.
*Customization (red boxes) is available with an upcharge of \$160.00 and has a 2 to 4 weeks additional lead time.

SEATING AND CUSHION ACCESSORIES

MODEL #	Description	Fits Back Width	Retail	QTY
RSSI 1600	Solid Seat Insert	Fits cushions 16" & 17" wide (40.6-43.2 cm) and 14"-18" deep (35.6-45.7 cm)	\$80	
RSSI 1800	Solid Seat Insert	Fits cushions 18" & 19" wide (45.7-48.3 cm) and 14"-18" deep (35.6-45.7 cm)	\$80	
RSSI 2000	Solid Seat Insert	Fits cushions 20" -22" wide (50.8-55.9 cm) and 18"-20" deep (45.7-50.8 cm)	\$80	

HCPCS CODE E0992

THORACIC SHAPE	Optima™		THORACIC BACK SUPPORT		HCPCS CODE: E2620-E2621			
	WIDTH	HEIGHT	MODEL # ALUMINUM	RETAIL	✓	Repl. cover & foam	Retail	✓
13"	7"	NOACB1307	\$730			NIB-2187V	\$130	
13"	9"	NOACB1309	\$730			NIB-2188V	\$130	
13"	13"	NOACB1313	\$730			NIB-2189V	\$130	
13"	16"	NOACB1316	\$730			NIB-2190V	\$130	
14"	7"	NOACB1407	\$730			NIB-2191V	\$130	
14"	9"	NOACB1409	\$730			NIB-2192V	\$130	
14"	13"	NOACB1413	\$730			NIB-2193V	\$130	
14"	16"	NOACB1416	\$730			NIB-2194V	\$130	
15"	7"	NOACB1507	\$730			NIB-2195V	\$130	
15"	9"	NOACB1509	\$730			NIB-2196V	\$130	
15"	13"	NOACB1513	\$730			NIB-2197V	\$130	
15"	16"	NOACB1516	\$730			NIB-2198V	\$130	
16"	7"	NOACB1607	\$730			NIB-2199V	\$130	
16"	9"	NOACB1609	\$730			NIB-2200V	\$130	
16"	13"	NOACB1613	\$730			NIB-2201V	\$130	
16"	16"	NOACB1616	\$730			NIB-2202V	\$130	
17"	7"	NOACB1707	\$730			NIB-2204V	\$130	
17"	9"	NOACB1709	\$730			NIB-2205V	\$130	
17"	13"	NOACB1713	\$730			NIB-2206V	\$130	
17"	16"	NOACB1716	\$730			NIB-2207V	\$130	
18"	7"	NOACB1807	\$730			NIB-2209V	\$130	
18"	9"	NOACB1809	\$730			NIB-2210V	\$130	
18"	13"	NOACB1813	\$730			NIB-2211V	\$130	
18"	16"	NOACB1816	\$730			NIB-2212V	\$130	
20"	7"	NOACB2007	\$730			NIB-2216V	\$130	
20"	9"	NOACB2009	\$730			NIB-2217V	\$130	
20"	13"	NOACB2013	\$730			NIB-2218V	\$130	
20"	16"	NOACB2016	\$730			NIB-2219V	\$130	

PLEASE NOTE: Each back will fit widths up to 2" wider.

Optima Carbon™		THORACIC BACK SUPPORT		CARBON FIBER SHELL (WEIGHT SAVINGS – 1lb)		HCPCS CODE: E2620-E2621	
WIDTH	HEIGHT	MODEL # CARBON	RETAIL	✓	Repl. cover &	Retail	✓
13"	7"						
13"	9"						
13"	13"						
13"	16"						
14"	7"						
14"	9"	NOCFACB1409	\$940			NIB-2192V	\$130
14"	13"	NOCFACB1413	\$972			NIB-2193V	\$130
14"	16"	NOCFACB1416	\$1,008			NIB-2194V	\$130
15"	7"						
15"	9"	NOCFACB1509	\$940			NIB-2196V	\$130
15"	13"	NOCFACB1513	\$972			NIB-2197V	\$130
15"	16"	NOCFACB1516	\$1,008			NIB-2198V	\$130
16"	7"						
16"	9"	NOCFACB1609	\$940			NIB-2200V	\$130
16"	13"	NOCFACB1613	\$972			NIB-2201V	\$130
16"	16"	NOCFACB1616	\$1,008			NIB-2202V	\$130
17"	7"						
17"	9"	NOCFACB1709	\$940			NIB-2205V	\$130
17"	13"	NOCFACB1713	\$972			NIB-2206V	\$130
17"	16"	NOCFACB1716	\$1,008			NIB-2207V	\$130
18"	7"						
18"	9"	NOCFACB1809	\$940			NIB-2210V	\$130
18"	13"	NOCFACB1813	\$972			NIB-2211V	\$130
18"	16"	NOCFACB1816	\$1,008			NIB-2212V	\$130
20"	7"						
20"	9"	NOCFACB2009	\$940			NIB-2217V	\$130
20"	13"	NOCFACB2013	\$972			NIB-2218V	\$130
20"	16"	NOCFACB2016	\$1,008			NIB-2219V	\$130

ALL PRICES QUOTED IN CAD PRICES ARE SUBJECT TO CHANGE WITHOUT NOTICE.

For additional NXT models, sizes and hardware not shown, please refer to the complete NXT Seating Order Form at www.motioncomposites.com



Optima™ DEEP

THORACIC BACK SUPPORT

HCPCS CODE: E2620-E2621

THORACIC SHAPE

WIDTH	HEIGHT	MODEL # ALUMINUM	RETAIL	✓	Repl. cover & foam	Retail	✓
13"	7"	NOPCB1307	\$730		NIB-2240V	\$130	
13"	9"	NOPCB1309	\$730		NIB-2241V	\$130	
13"	13"	NOPCB1313	\$730		NIB-2242V	\$130	
13"	16"	NOPCB1316	\$730		NIB-2243V	\$130	
14"	7"	NOPCB1407	\$730		NIB-2244V	\$130	
14"	9"	NOPCB1409	\$730		NIB-2245V	\$130	
14"	13"	NOPCB1413	\$730		NIB-2246V	\$130	
14"	16"	NOPCB1416	\$730		NIB-2247V	\$130	
15"	7"	NOPCB1507	\$730		NIB-2248V	\$130	
15"	9"	NOPCB1509	\$730		NIB-2249V	\$130	
15"	13"	NOPCB1513	\$730		NIB-2250V	\$130	
15"	16"	NOPCB1516	\$730		NIB-2251V	\$130	
16"	7"	NOPCB1607	\$730		NIB-2252V	\$130	
16"	9"	NOPCB1609	\$730		NIB-2253V	\$130	
16"	13"	NOPCB1613	\$730		NIB-2254V	\$130	
16"	16"	NOPCB1616	\$730		NIB-2255V	\$130	
17"	7"	NOPCB1707	\$730		NIB-2257V	\$130	
17"	9"	NOPCB1709	\$730		NIB-2258V	\$130	
17"	13"	NOPCB1713	\$730		NIB-2259V	\$130	
17"	16"	NOPCB1716	\$730		NIB-2260V	\$130	
18"	7"	NOPCB1807	\$730		NIB-2262V	\$130	
18"	9"	NOPCB1809	\$730		NIB-2263V	\$130	
18"	13"	NOPCB1813	\$730		NIB-2264V	\$130	
18"	16"	NOPCB1816	\$730		NIB-2265V	\$130	
20"	7"	NOPCB2007	\$730		NIB-2269V	\$130	
20"	9"	NOPCB2009	\$730		NIB-2270V	\$130	
20"	13"	NOPCB2013	\$730		NIB-2271V	\$130	
20"	16"	NOPCB2016	\$730		NIB-2272V	\$130	

PLEASE NOTE: Each back will fit widths up to 2" wider.



Optima Carbon™ DEEP

THORACIC BACK SUPPORT

CARBON FIBER SHELL (WEIGHT SAVINGS – 1lb)

HCPCS CODE: E2620-E2621

WIDTH	HEIGHT	MODEL # CARBON	RETAIL	✓	Repl. cover &	Retail	✓
13"	7"						
13"	9"						
13"	13"						
13"	16"						
14"	7"						
14"	9"	NOCFPCB1409	\$1,045		NIB-2245V	\$130	
14"	13"	NOCFPCB1413	\$1,066		NIB-2246V	\$130	
14"	16"	NOCFPCB1416	\$1,108		NIB-2247V	\$130	
15"	7"						
15"	9"	NOCFPCB1509	\$1,045		NIB-2249V	\$130	
15"	13"	NOCFPCB1513	\$1,066		NIB-2250V	\$130	
15"	16"	NOCFPCB1516	\$1,108		NIB-2251V	\$130	
16"	7"						
16"	9"	NOCFPCB1609	\$1,045		NIB-2253V	\$130	
16"	13"	NOCFPCB1613	\$1,066		NIB-2254V	\$130	
16"	16"	NOCFPCB1616	\$1,108		NIB-2255V	\$130	
17"	7"						
17"	9"	NOCFPCB1709	\$1,045		NIB-2258V	\$130	
17"	13"	NOCFPCB1713	\$1,066		NIB-2259V	\$130	
17"	16"	NOCFPCB1716	\$1,108		NIB-2260V	\$130	
18"	7"						
18"	9"	NOCFPCB1809	\$1,045		NIB-2263V	\$130	
18"	13"	NOCFPCB1813	\$1,066		NIB-2264V	\$130	
18"	16"	NOCFPCB1816	\$1,108		NIB-2265V	\$130	
20"	7"						
20"	9"	NOCFPCB2009	\$1,045		NIB-2270V	\$130	
20"	13"	NOCFPCB2013	\$1,066		NIB-2271V	\$130	
20"	16"	NOCFPCB2016	\$1,108		NIB-2272V	\$130	

BACK SUPPORT HARDWARE OPTIONS

All backs come STANDARD with QuickRelease Mounting Hardware. The following are fixed hardware options available at no charge when ordered with a back support.

MODEL #	DESCRIPTION	WEIGHT OF HARDWARE ONLY	RETAIL	✓
	QuickFit Quick Release Hardware System	STANDARD (2 LBS)	STD	
NIB-1642	Micro Mount 2 point fixed hardware. Back width needs to match chair width	Weight savings of 1.4 lb over standard	NC	
NIB-1207	2 point fixed hardware. Width expandable to fit 3 sizes of chair	Weight savings of 1.0 lb over standard	NC	

BACK SUPPORT ACCESSORIES

MODEL #	DESCRIPTION	FITS BACK WIDTH	RETAIL	QTY
Custom - Cover	Optional Infection Control Wipe Down Back Support Cover	Specify back model # when ordering	\$205	
NIB-1938	Extra Small Privacy Flap for 11" - 13" wide back supports	11" - 13" (27.9 - 33.0)	\$70	
NIB-1078	Small Privacy Flap for 14"-16" wide back supports	14" - 16" (35.6-40.6 cm)	\$70	
NIB-1079	Medium Flap for 17"-19" wide back supports	17" - 19" (43.2-48.3 cm)	\$70	
NIB-1080	Large Privacy Flap for 20"-22" wide back supports	20" - 22" (50.8-55.9 cm)	\$70	
NIB-1081	Extra Large Privacy Flap for 23" - 26" wide back supports	23" - 26" (58.4 - 66.0 cm)	\$70	

EXTRA COVERS

Extra Outer smartx3D Cover



Extra Outer Incontinent Cover



ITEM	WIDTH X DEPTH	RETAIL	QTY
Extra Outer smartx ^{3D} Cover – For a cover up to 18" x 18"	NXCCBF_____v	\$130	
Extra Outer smartx ^{3D} Cover – For a cover 18" x 20" and above	NXCCBF_____v	\$150	
Extra Outer Incontinent Cover – For a cover up to 18" x 18"	NXCCAF_____v	\$130	
Extra Outer Incontinent Cover – For a cover 18" x 20" and above	NXCCAF_____v	\$150	

ALL PRICES QUOTED IN CAD PRICES ARE SUBJECT TO CHANGE WITHOUT NOTICE.

For additional NXT models, sizes and hardware not shown, please refer to the complete NXT Seating Order Form at www.motioncomposites.com