


Helio A7

ORDER FORM - INTERNATIONAL

1- Purchasing information

P.O. number:* _____ Date: _____

Company Name:* _____

Purchasing contact:* _____

Phone:* _____

Email:* _____

Contact preference:* Phone Email

Marked for: _____

3- Shipping information

Ship to:* _____

Name: _____

Address: _____

City: _____ State: _____

Zip Code: _____

Phone: _____

2- ATP/Clinician information

ATP/Clinician:* _____

Phone:* _____

Email:* _____

Contact preference:* Phone Email

MA083 English Manual (STD)
 MA084 German Manual
 MA085 Italian Manual
 MA086 Dutch Manual
 MA087 Spanish Manual
 MA088 French Manual
 MA089 Portuguese Manual

MODEL				USD (taxes not included)					
WC02	<input type="checkbox"/>	Ultralight Helio A7 wheelchair 7000 series aluminum (120 kg/265 lb weight capacity)			\$2,625				
WC09	<input type="checkbox"/>	HD Heavy duty kit (159 kg/350 lb weight capacity)			\$540				
Frame									
SEAT WIDTH³ - cm (inches)									
SW	<input type="checkbox"/>	35.56 (14") <input type="checkbox"/>	38.10 (15") <input type="checkbox"/>	40.64 (16") <input type="checkbox"/>	43.18 (17") <input type="checkbox"/>	45.72 (18") ¹ <input type="checkbox"/>	48.26 (19") ¹ <input type="checkbox"/>		NC
	<input type="checkbox"/>	50.80 (20") ¹ <input type="checkbox"/>		53.34 (21") ² <input type="checkbox"/>	55.88 (22") ² <input type="checkbox"/>			\$535	
SEAT DEPTH - cm (inches)									
SD	<input type="checkbox"/>	35.56 (14") <input type="checkbox"/>	38.10 (15") <input type="checkbox"/>	40.64 (16") <input type="checkbox"/>	43.18 (17") <input type="checkbox"/>	45.72 (18") <input type="checkbox"/>	48.26 (19") <input type="checkbox"/>		NC
	<input type="checkbox"/>	50.80 (20") <input type="checkbox"/>						\$515	
FRAME LENGTH⁵									
SP01	<input type="checkbox"/>	Standard frame length configuration						STD	
SP02	<input type="checkbox"/>	Frame length 1" longer than standard configuration						NC	
SP03	<input type="checkbox"/>	Frame length 2" longer than standard configuration						NC	
SP04	<input type="checkbox"/>	Frame length 1" shorter than standard configuration						NC	
SP05	<input type="checkbox"/>	Frame length 2" shorter than standard configuration						NC	
TRANSIT TIE DOWN									
AC04	<input type="checkbox"/>	Transit Tie Down (Unoccupied)						NC	
AC05-S	<input type="checkbox"/>	WC-19 Transit Tie Down w/Q'straint belt ⁴ Short belt 50-104 cm (20" - 41")						\$365	
AC05-L	<input type="checkbox"/>	WC-19 Transit Tie Down w/Q'straint belt ⁴ Long belt 50-116 cm (20" - 46")						\$365	
AC35	<input type="checkbox"/>	WC-19 Transit Tie Down without belt ⁴						\$335	

1- Available with HD option; 2- Only available with HD option

[3. Width calculator](#)

4- May interfere with swing away armrest and Clamp on height adjustable push handle;

5- See table on page 8


PACKAGES

VP01	<input type="checkbox"/>	Vision Package: Orange accent added to point of contact accessories including: footrest latches, "T" and flip back armrest button cap, 6" Push to lock extension and rubber inserts on Newton composite angle adjustable footplates ¹	\$95
------	--------------------------	--	------

1- Please select footplates, footrest, armrest, push to lock wheel lock and the extensions in the appropriate sections; To know the compatible parts, look for this logo *VP01; Recommended with black chair; See picture of the product on page 7.

A7 FRONT Seat-to-floor Height - Please select your choice

Forks / Position		3" caster			4" caster			5" caster			6" caster			7" caster			8" caster		
		Stem bolt Length			Stem bolt Length			Stem bolt Length			Stem bolt Length			Stem bolt Length			Stem bolt Length		
		STD	+ 2,54 cm 1"	+ 5,08cm 2"	STD	+ 2,54 cm 1"	+ 5,08cm 2"	STD	+ 2,54 cm 1"	+ 5,08cm 2"	STD	+ 2,54 cm 1"	+ 5,08cm 2"	STD	+ 2,54 cm 1"	+ 5,08cm 2"	STD	+ 2,54 cm 1"	+ 5,08cm 2"
4 in 10,2 cm	P1	33.02cm 13"	35.56cm 14"	38.10cm 15"	34.29cm 13.5"	36.83cm 14.5"	39.37cm 15.5"												
	P2	34.29cm 13.5"	36.83cm 14.5"	39.37cm 15.5"	35.56cm 14"	38.10cm 15"	40.64cm 16"	36.83cm 14.5"	39.37cm 15.5"	41.91cm 16.5"									
5 in 12,7 cm	P1																		
	P2				35.56cm 14"	38.10cm 15"	40.64cm 16"	36.83cm 14.5"	39.37cm 15.5"	41.91cm 16.5"									
	P3	35.56cm 14"	38.10cm 15"	40.64cm 16"	36.83cm 14.5"	39.37cm 15.5"	41.91cm 16.5"	38.10cm 15"	40.64cm 16"	43.18cm 17"	39.37cm 15.5"	41.91cm 16.5"	44.45cm 17.5"						
	P4	36.83cm 14.5"	39.37cm 15.5"	41.91cm 16.5"	38.10cm 15"	40.64cm 16"	43.18cm 17"	39.37cm 15.5"	41.91cm 16.5"	44.45cm 17.5"	40.64cm 16"	43.18cm 17"	45.72cm 18"	41.91cm 16.5"	44.45cm 17.5"	46.99cm 18.5"			
7 in 17,8 cm	P1												41.91cm 16.5"	44.45cm 17.5"	46.99cm 18.5"	43.18cm 17"	45.72cm 18"	48.26cm 19"	
	P2								41.91cm 16.5"	44.45cm 17.5"	46.99cm 18.5"	43.18cm 17"	45.72cm 18"	48.26cm 19"	44.45cm 17.5"	46.99cm 18.5"	49.53cm 19.5"		
	P3								43.18cm 17"	45.72cm 18"	48.26cm 19"	44.45cm 17.5"	46.99cm 18.5"	49.53cm 19.5"	45.72cm 18"	48.26cm 19"	50.80cm 20"	46.99cm 18.5"	49.53cm 19.5"
	P4	41.91cm 16.5"	44.45cm 17.5"	46.99cm 18.5"	43.18cm 17"	45.72cm 18"	48.26cm 19"	44.45cm 17.5"	46.99cm 18.5"	49.53cm 19.5"	45.72cm 18"	48.26cm 19"	50.80cm 20"	46.99cm 18.5"	49.53cm 19.5"	52.07cm 20.5"	48.26cm 19"	50.80cm 20"	53.3cm 21"
	P5	43.18cm 17"	45.72cm 18"	48.26cm 19"	44.45cm 17.5"	46.99cm 18.5"	49.53cm 19.5"	45.72cm 18"	48.26cm 19"	50.80cm 20"	46.99cm 18.5"	49.53cm 19.5"	52.07cm 20.5"	48.26cm 19"	50.80cm 20"	53.3cm 21"	49.53cm 19.5"	52.07cm 20.5"	54.6cm 21.5"
Froglegs	P1				36.83cm 14.5"	39.37cm 15.5"	41.91cm 16.5"												
	P2	36.83cm 14.5"	39.37cm 15.5"	41.91cm 16.5"	38.10cm 15"	40.64cm 16"	43.18cm 17"	39.37cm 15.5"	41.91cm 16.5"	44.45cm 17.5"									
	P3	38.10cm 15"	40.64cm 16"	43.18cm 17"	39.37cm 15.5"	41.91cm 16.5"	44.45cm 17.5"	40.64cm 16"	43.18cm 17"	45.72cm 18"	41.91cm 16.5"	44.45cm 17.5"	46.99cm 18.5"						

Height available + 0,65cm (1/4") (see stem bolt and fork combination at the end of the order form)

FRONT CASTERS

CASTERS				Availability	
CA01-03 to CA01-08	<input type="checkbox"/>	Composite wheel w/ PU tire (1")		3", 4", 5", 6", 7", 8"	NC
CA10 to CA11	<input type="checkbox"/>	Pneumatic casters (1 1/4")		6", 8"	\$175
CA14 to CA16	<input type="checkbox"/>	Newton UltraCaster Composite (1 1/2 ")		4", 5", 6"	\$105
CA17 to CA19	<input type="checkbox"/>	Newton UltraCaster Aluminum (1 1/2 ")		4", 5", 6"	\$210
CASTER OPTIONS					
CA12	<input type="checkbox"/>	Caster Pin Locks (Available with +1" or +2" Stem bolt ONLY) ¹			\$320
CA13	<input type="checkbox"/>	Carbon fiber Frog Legs suspension forks (Not available with caster pin locks)			\$515

1- Not Available with WC-19

A7 - REAR Seat-to-floor Height

WHEEL SIZES		Height available		Specify desired height: _____
<input type="checkbox"/>	20" (451) wheel	31.75cm/12.5"	to 43.81cm/17.25"	
<input type="checkbox"/>	22" (501) wheel	34.29cm/13.5"	to 46.35cm/18.25"	
<input type="checkbox"/>	24" (540) wheel	36.83cm/14.5"	to 48.89cm/19.25"	
<input type="checkbox"/>	25" (559) wheel	38.10cm/15"	to 50.16cm/19.75"	
<input type="checkbox"/>	26" (590) wheel	39.37cm/15.5"	to 51.34cm/20.25"	

Note: Tire size, center of gravity setting and seat slope may result in a variation of +/- 1,25 cm (1/2") of selected Seat to Floor height"

REAR WHEELS													
ONE ARM DRIVE ¹ <i>Only available with Newton One rear wheels permanent axles, 0° camber</i>													
HR22	<input type="checkbox"/>	One arm drive - aluminum inner handrim ²	Left <input type="checkbox"/>	Right <input type="checkbox"/>			\$1,510						
HR60	<input type="checkbox"/>	One arm drive - plastic coated inner handrim ²	Left <input type="checkbox"/>	Right <input type="checkbox"/>			\$1,595						
HR98	<input type="checkbox"/>	Omit handrim on opposite side of the One Arm Drive (OAD)					NC						
REAR WHEELS													
Available													
RW01	<input type="checkbox"/>	Mag ³			20", 22" 24"		\$57						
RW02	<input type="checkbox"/>	Newton One - spoke wheel ⁴			20", 22" 24"		NC						
RW03	<input type="checkbox"/>	Newton Gravity - ultralight wheel			20", 22", 24", 25", 26"		\$350						
RW04	<input type="checkbox"/>	Spinergy Spox	Blk STD <input type="checkbox"/>	Wht ⁵ <input type="checkbox"/>	Blue ⁵ <input type="checkbox"/>	Red ⁵ <input type="checkbox"/>	Yel ⁵ <input type="checkbox"/>	22", 24", 25", 26"	\$895				
RW05	<input type="checkbox"/>	Spinergy LX	Blk STD <input type="checkbox"/>	Pur ⁵ <input type="checkbox"/>	Wht ⁵ <input type="checkbox"/>	Blue ⁵ <input type="checkbox"/>	Red ⁵ <input type="checkbox"/>	Yel ⁵ <input type="checkbox"/>	Pink ⁵ <input type="checkbox"/>	Grn ⁵ <input type="checkbox"/>	Org ⁵ <input type="checkbox"/>	22", 24", 25", 26"	\$1,125
RW07	<input type="checkbox"/>	Spinergy CLX ⁶	Blk STD <input type="checkbox"/>	Pur ⁵ <input type="checkbox"/>	Wht ⁵ <input type="checkbox"/>	Blue ⁵ <input type="checkbox"/>	Red ⁵ <input type="checkbox"/>	Yel ⁵ <input type="checkbox"/>	Pink ⁵ <input type="checkbox"/>	Grn ⁵ <input type="checkbox"/>	Org ⁵ <input type="checkbox"/>	24", 25"	\$1,600
TIRES													
Available													
AIRLESS													
TI01	<input type="checkbox"/>	Soft Urethane 3.49cm (1 3/8") - Low Tread, black ⁹			20", 22" 24"		STD						
TI02	<input type="checkbox"/>	Soft Urethane 3.49cm (1 3/8") - Medium Tread, black ^{7,9}			22", 24", 25", 26"		\$105						
TI04	<input type="checkbox"/>	Soft Urethane 2.54cm (1") - No tread, black - <i>Shox</i>			22", 24", 25", 26"		\$125						
TI08	<input type="checkbox"/>	Pneumatic Airless insert 3.49cm (1 3/8") - Medium Tread ⁸			22", 24", 26"		\$90						
PNEUMATIC													
TI05	<input type="checkbox"/>	Pneumatic 3.49cm (1 3/8") Medium Tread ⁹			20", 22", 24", 25", 26"		NC						
TI06	<input type="checkbox"/>	Pneumatic HP 2.54cm (1") - Low Tread, Puncture resistant, black - <i>SpeedLite</i>			20", 22", 24", 25", 26"		\$110						
TI07	<input type="checkbox"/>	Pneumatic HP 2.54cm (1") - Medium Tread, Puncture resistant, black - <i>TrailBlazer</i>			24", 25", 26"		\$145						
TI03	<input type="checkbox"/>	Pneumatic 5.08cm (2") - Large Tread, black ¹⁰			22", 24", 25"		\$115						

- 1- Offered with handrims on each side of the wheelchair; select the outer handrim in the handrims section; Only available with 24" wheel size; Not available with 21" and 22" wide;
2- Only standard handrim position available; 3- Not compatible with HP tires; Only available with aluminum or plastic coated handrim, standard position; 4- Not compatible with Shox tires;
5- color spokes require an additional 10 days lead-time; 6- Only available with 1" tires; 7- 22" is only available with Mags and Newton One rear wheels; 25" and 26" are not available with Newton Gravity wheels
8- Not available with Spinergy CLX, Spinergy LX 25", 26" and Spox 25", 26" rear wheels; 9- Not available with flip-back armrest when the 6° camber is selected;
10- Not available with armrests when the 3° or 6° camber are selected;

HANDRIMS							
Available							
HR01	<input type="checkbox"/>	Aluminum anodized			20", 22", 24", 25", 26"		STD
HR61	<input type="checkbox"/>	Aluminum black hard anodized ²			20", 22", 24", 25"		\$80
HR02	<input type="checkbox"/>	Plastic coated ¹			20", 22", 24", 25", 26"		\$145
HR03	<input type="checkbox"/>	High friction coated ^{1,2,3}			22", 24", 25", 26"		\$380
HR07-HR18 and HR65-HR71	<input type="checkbox"/>	Newton Air Grip ² <i>See page 6 for the color selection and price</i>			20", 22", 24", 25", 26"		
HR28	<input type="checkbox"/>	Surge ^{1,2,3,4} (1 1/2" Oval handrim w/ Gripton high friction strip)			22", 24", 25", 26"		\$425
HR05	<input type="checkbox"/>	Surge LT ^{1,2,3,4} (1 1/8" Oval handrim w/ Gripton high friction strip)			22", 24", 25", 26"		\$465
HR04	<input type="checkbox"/>	Natural Fit ^{1,2,3,4}			22", 24", 25", 26"		\$395
HR62	<input type="checkbox"/>	Simi H ^{1,2,3} (1 3/8" Oval handrim with high friction strip)			22", 24", 25", 26"		\$395
HR63	<input type="checkbox"/>	Nova H ^{1,2,3} (1 1/4" Oval handrim with high friction strip)			22", 24", 25", 26"		\$425
HR64	<input type="checkbox"/>	Optimum H ^{1,2,3} (1 1/8" heart-shaped handrim)			22", 24", 25", 26"		\$325
HR99	<input type="checkbox"/>	Omit handrim					NC

- 1- Only standard and narrow handrim position. By default, the tab won't be cut with the narrow position; 2- Not available with Mag wheels; 3 - Not available with one arm drive;
4- 25" and 26" are not available in narrow position; 24" is not available with the Spinergy Spox, LX and CLX in narrow position; CLX rear wheel are not available with thumb piece

HANDRIMS OPTION							
ASSEMBLY POSITION							
HR29	<input type="checkbox"/>	Standard Handrim position	Full tab				STD
HR030	<input type="checkbox"/>	Narrow Handrim position no cut	Full tab				NC
HR30	<input type="checkbox"/>	Narrow Handrim position with cut ⁵	Short tab 2 positions				\$32
HR31	<input type="checkbox"/>	Super Narrow Handrim ⁵	Short tab 2 positions STD <input type="checkbox"/>	Short tab 1 position <input type="checkbox"/>			\$32
THUMB PIECE SELECTION FOR NATURAL FIT, SURGE, SURGE LT HANDRIMS							
HR23	<input type="checkbox"/>	Standard grip					\$95
HR27	<input type="checkbox"/>	Super grip					\$150
HR099	<input type="checkbox"/>	Omit thumb piece					NC

- 5- Only available with Aluminum and Air Grip handrims;

AXLE							
AX01	<input type="checkbox"/>	Quick release axle ¹					STD
AX02	<input type="checkbox"/>	Permanent axle					NC
AX03	<input type="checkbox"/>	Quad release axle ¹					\$135
AXLE PLATE							
AX04	<input type="checkbox"/>	Amputee adjustable axle plate ²					\$210

- 1- Not required with one arm drive; 2- May interfere with swing away armrest and limit seat to floor height; Not available with WC-19 transit tie down

REAR WHEEL CAMBER							
CM00	<input type="checkbox"/>	0° camber					STD
CM03	<input type="checkbox"/>	3° camber					NC
CM06	<input type="checkbox"/>	6° camber (not available with amputee axle plate)					\$165

SEATING AND BACKREST

BACK UPHOLSTERY								
BH07	<input type="checkbox"/>	Slip-on Active-Mesh back upholstery						NC
BH08	<input type="checkbox"/>	Adjustable tension Active-Mesh back upholstery						\$190
BH99	<input type="checkbox"/>	Omit Back upholstery						STD
SEAT CUSHION								
SC01	<input type="checkbox"/>	5.08 cm (2") Cushion						\$194
SC02	<input type="checkbox"/>	7.62 cm (3") Cushion						\$200
SC99	<input type="checkbox"/>	Omit seat cushion						STD
FIXED ANGLE BACK CANES WITH INTEGRATED PUSH HANDLE <i>(push handle included - no further selection needed)</i>								
BC58-915	<input type="checkbox"/>	Straight aluminum back cane	22.86 - 38.10cm (9" - 15")	increment of 1/2"		Set at ² :	NC	
BC58-1521	<input type="checkbox"/>	Straight aluminum back cane	38.10 - 53.34cm (15" - 21")	increment of 1/2"		Set at ² :	NC	
BC60	<input type="checkbox"/>	Straight aluminum back cane	53.34 - 60.96cm (21" - 24")	increment of 1"		Set at ² :	\$78	
BC01-16	<input type="checkbox"/>	8° bend aluminum back cane	40.64cm (16")				NC	
BC01-18	<input type="checkbox"/>	8° bend aluminum back cane	45.72cm (18")				NC	
BC01-20	<input type="checkbox"/>	8° bend aluminum back cane	50.08cm (20")				NC	
BC59	<input type="checkbox"/>	8° bend aluminum back cane	53.34 - 60.96cm (21" - 24")	increment of 1"		Set at ² :	\$78	
FIXED ANGLE, HEIGHT ADJUSTABLE BACK CANES WITH PUSH HANDLE OPTIONS <i>(MUST select ONE push handle options)</i>								
BC11-912	<input type="checkbox"/>	Straight aluminum back cane	22.86 - 30.48cm (9" - 12")	increment of 1/2"		Set at ² :	NC	
BC11-1215	<input type="checkbox"/>	Straight aluminum back cane	30.48 - 38.10cm (12" - 15")	increment of 1/2"		Set at ² :	NC	
BC11-1518	<input type="checkbox"/>	Straight aluminum back cane	38.10 - 45.72cm (15" - 18")	increment of 1/2"		Set at ² :	NC	
BC11-1821	<input type="checkbox"/>	Straight aluminum back cane	45.72 - 53.34cm (18" - 21")	increment of 1/2"		Set at ² :	NC	
BC12-1315	<input type="checkbox"/>	8° bend aluminum back cane	33.02 - 38.10cm (13.5" - 15")	increment of 1/2"		Set at ² :	NC	
BC12-1518	<input type="checkbox"/>	8° bend aluminum back cane	38.10 - 45.72cm (15" - 18")	increment of 1/2"		Set at ² :	NC	
BC12-1821	<input type="checkbox"/>	8° bend aluminum back cane	45.72 - 53.34cm (18" - 21")	increment of 1/2"		Set at ² :	NC	
ANGLE AND HEIGHT ADJUSTABLE BACK CANE WITH PUSH HANDLE OPTIONS <i>(MUST select ONE push handle options)</i>								
BC13-1518	<input type="checkbox"/>	Straight aluminum back cane	38.10 - 45.72cm (15" - 18")	increment of 1/2"		Set at ² :	\$275	
BC13-1821	<input type="checkbox"/>	Straight aluminum back cane	45.72 - 53.34cm (18" - 21")	increment of 1/2"		Set at ² :	\$275	
BC14-1518	<input type="checkbox"/>	8° bend aluminum back cane	38.10 - 45.72cm (15" - 18")	increment of 1/2"		Set at ² :	\$275	
BC14-1821	<input type="checkbox"/>	8° bend aluminum back cane	45.72 - 53.34cm (18" - 21")	increment of 1/2"		Set at ² :	\$275	
		Select back cane angle:	85° ¹ <input type="checkbox"/>	90° <input type="checkbox"/>	95° STD <input type="checkbox"/>	100° <input type="checkbox"/>	105° <input type="checkbox"/>	110° <input type="checkbox"/>
PUSH HANDLES OPTIONS <i>(ONE option at a time)</i>								
PH01	<input type="checkbox"/>	Push handles						STD
PH05	<input type="checkbox"/>	Fold down push handles ^{3,5}						\$150
PH06-920	<input type="checkbox"/>	clamp on height adjustable push handles 22.86 - 50.8cm (9" - 20") ^{3,4,5}						\$330
PH06-923	<input type="checkbox"/>	clamp on height adjustable push handles 22.86 - 58.4cm (9" - 23") ^{3,4,5}						\$330
PH02	<input type="checkbox"/>	Omit push handles						NC
STROLLER HANDLE AND STABILIZER BAR <i>(only available with push handle)</i>								
PH04	<input type="checkbox"/>	Stroller handle <i>(not available with the HD option)</i>						\$175
PH03	<input type="checkbox"/>	Newton folding stabilizer bar <i>(not available with stroller handle)</i>						\$275

- 1- Not available with 8 degree bend cane; 2- If not indicated, default height setting is at the lowest position; measured from seat sling to top of back upholstery; 3- 265 lb weight limit; 4- Not compatible with swing away armrests, 8° bend back canes, 9-12" and 21-24" back canes and amputee axle plates; 5- Not compatible with stroller handle, the stabilizer bar, headrest and attendant lock

ARMRESTS

HEIGHT ADJUSTABLE FLIP BACK ARMREST <i>(Convertible to "T" armrest) ^{1,4} *VP01</i>								
AR01-812	<input type="checkbox"/>	25.4cm (10") Desk length armpad	20.32 - 30.48cm (8" - 12")	Locked <input type="checkbox"/>	Unlocked STD <input type="checkbox"/>		\$390	
AR01-1014	<input type="checkbox"/>	25.4cm (10") Desk length armpad	25.40 - 35.56cm (10" - 14")	Locked <input type="checkbox"/>	Unlocked STD <input type="checkbox"/>		\$390	
AR02-812	<input type="checkbox"/>	35.56cm (14") Full length armpad	20.32 - 30.48cm (8" - 12")	Locked <input type="checkbox"/>	Unlocked STD <input type="checkbox"/>		\$390	
AR02-1014	<input type="checkbox"/>	35.56cm (14") Full length armpad	25.40 - 35.56cm (10" - 14")	Locked <input type="checkbox"/>	Unlocked STD <input type="checkbox"/>		\$390	
HEIGHT ADJUSTABLE "T" ARMREST ¹ *VP01								
AR13-610	<input type="checkbox"/>	25.4cm (10") Desk length armpad ⁵	15.25 - 25.40cm (6" - 10")				\$360	
AR03-812	<input type="checkbox"/>	25.4cm (10") Desk length armpad	20.32 - 30.48cm (8" - 12")				\$360	
AR03-1014	<input type="checkbox"/>	25.4cm (10") Desk length armpad	25.40 - 35.56cm (10" - 14")				\$360	
AR14-610	<input type="checkbox"/>	35.56cm (14") Full length armpad ⁵	15.25 - 25.40cm (6" - 10")				\$360	
AR04-812	<input type="checkbox"/>	35.56cm (14") Full length armpad	20.32 - 30.48cm (8" - 12")				\$360	
AR04-1014	<input type="checkbox"/>	35.56cm (14") Full length armpad	25.40 - 35.56cm (10" - 14")				\$360	
HEIGHT ADJUSTABLE SWING AWAY ARMREST ²								
AR05	<input type="checkbox"/>	Tubular armrest - Short pad	20.32 - 27.94cm (8 - 11")				\$250	
AR23	<input type="checkbox"/>	Tubular armrest - Long pad	20.32 - 27.94cm (8 - 11")				\$250	
AR06	<input type="checkbox"/>	25.4cm (10") Desk Length flat armpad	20.32 - 27.94cm (8 - 11")				\$250	
AR17	<input type="checkbox"/>	35.56cm (14") Full Length flat armpad	20.32 - 27.94cm (8 - 11")				\$250	
ARMREST OPTIONS								
AR12	<input type="checkbox"/>	35.56cm (14") Full Length Armpad - Gel Ovation (pair) ³						\$165
AR99	<input type="checkbox"/>	Omit armrest						NC

- 1- May have 1/2" adjustment restriction on both limits of the range; 2- Could interfere with some rigid backrests; Not available with attendant lock and fixed carbon fiber side guards; 3- Only available with full length armrest; Not available with swing away and desk length armrests; 4- Not available with attendant lock; 5- May have some restriction with seat-to-floor height and rear wheel

ACCESSORIES

SIDE GUARDS (not available with Flip Back and "T" Armrest)							
SG01	<input type="checkbox"/>	Plastic side guards (removable)	Straight bracket - STD	Offset bracket ¹			\$210
SG02	<input type="checkbox"/>	Carbon fiber side guards (fixed)					\$275
SG03	<input type="checkbox"/>	Carbon fiber side guards (removable)	Straight bracket - STD	Offset bracket ¹			\$315
SG06	<input type="checkbox"/>	Plastic fender side guards (removable)	Straight bracket - STD	Offset bracket ¹			\$295
SG04	<input type="checkbox"/>	Carbon fiber fender side guards (removable)	Straight bracket - STD	Offset bracket ¹			\$550
SG99	<input type="checkbox"/>	Omit side guard					NC

1- only compatible with 0° camber; Increase width by 1/2" per side for a total of 1" ;

POSITIONING BELT							
SB01-S	<input type="checkbox"/>	Velcro adjustable - Small 88.9cm (35") ¹					\$50
SB01-L	<input type="checkbox"/>	Velcro adjustable - Long 152.40cm (60")					\$50
SB02-S	<input type="checkbox"/>	Auto buckle - Small 88.9cm (35") ¹					\$95
SB02-M	<input type="checkbox"/>	Auto buckle - Medium 121.92cm (48")					\$95
SB02-L	<input type="checkbox"/>	Auto buckle - Long 152.40cm (60")					\$95
SB04-M	<input type="checkbox"/>	BodyPoint Hip Belt - 2 point not padded - Medium 142.24cm (56")					\$95
SB04-L	<input type="checkbox"/>	BodyPoint Hip Belt - 2 point not padded - Long 154.94cm (61")					\$95
SB05-S	<input type="checkbox"/>	BodyPoint Hip Belt - 2 point padded - Small 129.54cm (51")					\$185
SB05-M	<input type="checkbox"/>	BodyPoint Hip Belt - 2 point padded - Medium 142.24cm (56")					\$185
SB05-L	<input type="checkbox"/>	BodyPoint Hip Belt - 2 point padded - Long 154.94cm (61")					\$185
SB06-S	<input type="checkbox"/>	BodyPoint Hip Belt - 4 point padded - Small 129.54cm (51")					\$205
SB06-M	<input type="checkbox"/>	BodyPoint Hip Belt - 4 point padded - Medium 142.24cm (56")					\$205
SB06-L	<input type="checkbox"/>	BodyPoint Hip Belt - 4 point padded - Long 154.94cm (61")					\$205
SB03	<input type="checkbox"/>	Hardware attachment for 2 extra points (1 pair)					\$17
SB08-M	<input type="checkbox"/>	BodyPoint EVOFLEX® Positioning Belt Rehab latch and Band Clamps - Medium 73.66 (18")					\$310
SB08-L	<input type="checkbox"/>	BodyPoint EVOFLEX® Positioning Belt Rehab latch and Band Clamps - Long 93.98cm (24")					\$310
SB99	<input type="checkbox"/>	Omit positioning belt					STD

1- Not recommended for seat width of 45.72cm (18") and more

HEADREST ¹							
AC01-S	<input type="checkbox"/>	Profiled Headrest - Small 8.8x15.2cm (3.5"xX6")					\$195
AC01-M	<input type="checkbox"/>	Profiled Headrest - Medium 11.4x17.8cm (4.5"xX7")					\$195
AC01-L	<input type="checkbox"/>	Profiled Headrest - Large 14x2.3cm(5.5"xX8")					\$195
AC28	<input type="checkbox"/>	Headrest mounting hardware with removable non folding stabilizer bar ¹					\$320

1- Only available with push handles - Not available with a stroller handle or a folding stabilizer bar

ACCESSORIES							
WC10	<input type="checkbox"/>	E-Motion adaptor Kit (2 adaptors) - Only necessary with 6° camber					\$35
AC03	<input type="checkbox"/>	Anti-tippers					\$155
AC29	<input type="checkbox"/>	Swing-away anti-tipper ¹	Left <input type="checkbox"/>	Right <input type="checkbox"/>			\$165
AC27	<input type="checkbox"/>	Tip assist ²					\$67
AC06	<input type="checkbox"/>	Cane and crutch holder	Left <input type="checkbox"/>	Right <input type="checkbox"/>			\$130
AC07	<input type="checkbox"/>	Oxygen tank holder ⁴ - D and E Type - Installed to the left					\$335
AC08	<input type="checkbox"/>	Spoke guards ³	Available: 20", 22", 24", 25", 26"				\$125
AC09	<input type="checkbox"/>	Footrest neoprene impact guard (pair) - Black					\$100
AC10	<input type="checkbox"/>	Seat pouch					\$83
AC30	<input type="checkbox"/>	Newton multi-purpose pouch					\$62
AC26	<input type="checkbox"/>	BodyPoint Mobility Bag					\$135
AC23	<input type="checkbox"/>	Newton Backpack					\$130
AC12	<input type="checkbox"/>	Velcro Closing Strap					\$57
AC13	<input type="checkbox"/>	Tool kit					\$50

1- Must select the pair (left and right) with HD option; Only available with rear seat to floor height between 34,3cm (13 1/2") and 50,2cm (19 3/4"); Not available with amputee axle plate

2- Cannot be combined with Anti Tippers; 3- Not available with Mag wheels and Spinerly; the 24" spoke guard will be installed on the 25" wheel;

4- Not compatible with swing away armrest, amputee axle plate and WC-19 transit tie-down

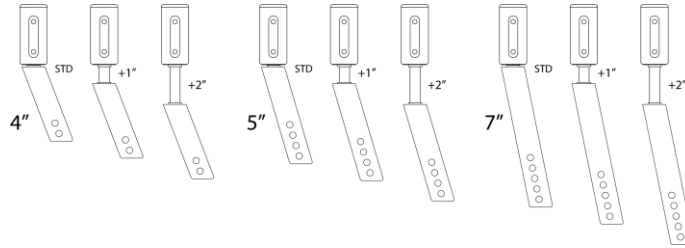
Colors

Options ¹	Black	Sunkissed Orange	Burgundy	Sapphire Blue	Monster Green	Charcoal	Fuchsia	Steel Blue	Ferrari Red	Acid Green	Electric Purple	Caribbean Blue	White	Pink Pearl	Plum Purple	Sky Blue	Black Cherry	Khaki Green (matte)	Desert Sand (matte)		
AirGrip	<input type="checkbox"/>	<input type="checkbox"/>	<input type="checkbox"/>	<input type="checkbox"/>	<input type="checkbox"/>	<input type="checkbox"/>	<input type="checkbox"/>	<input type="checkbox"/>	<input type="checkbox"/>	<input type="checkbox"/>	<input type="checkbox"/>	<input type="checkbox"/>	<input type="checkbox"/>	<input type="checkbox"/>	<input type="checkbox"/>	<input type="checkbox"/>	<input type="checkbox"/>	<input type="checkbox"/>	<input type="checkbox"/>	<input type="checkbox"/>	\$265
Frame ²	<input type="checkbox"/>	<input type="checkbox"/>	<input type="checkbox"/>	<input type="checkbox"/>	<input type="checkbox"/>	<input type="checkbox"/>	<input type="checkbox"/>	<input type="checkbox"/>	<input type="checkbox"/>	<input type="checkbox"/>	<input type="checkbox"/>	<input type="checkbox"/>	<input type="checkbox"/>	<input type="checkbox"/>	<input type="checkbox"/>	<input type="checkbox"/>	<input type="checkbox"/>	<input type="checkbox"/>	<input type="checkbox"/>	<input type="checkbox"/>	NC
FC99	<input type="checkbox"/>	Custom Color Specify PPG Paintit color:																additional 10 days lead-time	\$390		

1- Color representation may vary from one monitor to another. Therefore, the actual paint color on your wheelchair might differ slightly from what you see on your screen.; Finish between Airgrip and frame might be different;

2- with black hydroformed aluminum crossbrace

Fork and Stem bolt combinations



Frame length chart

Frame length	Seat Depth						
	14"	15"	16"	17"	18"	19"	20"
STD							
+1							N/A
+2						N/A	N/A
-1	N/A						
-2	N/A	N/A					

Unilateral wheel lock restrictions

Seat depth: shall be 16 in and greater		
Rear wheel: shall be 24 in and less		
"T" or flip-back armrest only compatible with 0° Camber		
One arm drive: Not compatible with "T" or flip-back armrest		
"T" or flip-back armrest may require to move the rear wheels outwards		
Not compatible with wheel lock lever extension		
Rear wheel diameter	Seat depth (in)	COG Compatibility Range (in)
20 in	16+	1.5 to 3.75
	16	1.0 to 2.75
22 in	17	1.0 to 3.25
	18+	1.0 to 3.75
24 in	16	1.0 to 2.0
	17	1.0 to 2.75
	18+	1.0 to 3.75



CUSTOMIZATION STARTS HERE!

With EVO Custom, whether it's a subtle tweak for comfort or mobility, or a fully reimagined component tailored to your unique needs, we're here to support you.



Explore the EVO Custom Catalog.

You can include your request or reference an existing customization from our catalog in the notes section below.




Have a customization in mind or a specific request? The EVO Custom Request Form is the best place to start.

Notes :





FOLDING ON CHAIR – INTL ORDER FORM

 <p>Use wheelchair configuration Or use this size: NXCAF _____ (W" x D")</p>	WIDTH											
		12"	13"	14"	15"	16"	17"	18"	19"	20"	21"	22"
	12"	\$425	\$425	\$425		N/A	N/A	N/A	N/A	N/A	N/A	N/A
	13"						N/A	N/A	N/A	N/A	N/A	N/A
	14"	\$425	\$425	\$425								
	15"		\$425	\$425	\$425	\$425						
	16"		\$425	\$425	\$425	\$425	\$425	\$425	\$460	\$460	\$460	\$460
	17"	N/A			\$425	\$425	\$425	\$425	\$460	\$460		
	18"	N/A			\$425	\$425	\$425	\$425	\$460	\$460	\$460	\$460
	19"	N/A			\$425	\$425	\$425	\$425	\$460	\$460		
	20"	N/A			\$425	\$425	\$425	\$460	\$460	\$460	\$460	\$460
Option: Change cover for incontinent/infection control outer cover											N/C	


Green boxes are stocked sizes; the red boxes require customization*; the N/A boxes are not available sizes.
*Customization (red boxes) is available with an upcharge of \$160.00 and has a 2 to 4 weeks additional lead time.

SEATING AND CUSHION ACCESSORIES

	MODEL #	Description	Fits Back Width	Retail	QTY
	RSSI 1600	Solid Seat Insert	Fits cushions 16" & 17" wide (40.6-43.2 cm) and 14"-18" deep (35.6-45.7 cm)	\$77	
	RSSI 1800	Solid Seat Insert	Fits cushions 18" & 19" wide (45.7-48.3 cm) and 14"-18" deep (35.6-45.7 cm)	\$77	
	RSSI 2000	Solid Seat Insert	Fits cushions 20"-22" wide (50.8-55.9 cm) and 18"-20" deep (45.7-50.8 cm)	\$77	


THORACIC SHAPE			Optima™ THORACIC BACK SUPPORT							
	WIDTH	HEIGHT	MODEL # ALUMINUM	RETAIL	✓	Repl. cover & foam	Retail	✓		
	14"	13"	NOACB1413	\$695		NIB-2193V	\$125			
	14"	16"	NOACB1416	\$695		NIB-2194V	\$125			
	15"	13"	NOACB1513	\$695		NIB-2197V	\$125			
	15"	16"	NOACB1516	\$695		NIB-2198V	\$125			
	16"	13"	NOACB1613	\$695		NIB-2201V	\$125			
	16"	16"	NOACB1616	\$695		NIB-2202V	\$125			
	16"	19"	NOACB1619	\$695		NIB-2203V	\$125			
	17"	13"	NOACB1713	\$695		NIB-2206V	\$125			
	17"	16"	NOACB1716	\$695		NIB-2207V	\$125			
	18"	13"	NOACB1813	\$695		NIB-2208V	\$125			
	18"	16"	NOACB1816	\$695		NIB-2211V	\$125			
	18"	19"	NOACB1819	\$695		NIB-2212V	\$125			
	19"	16"	NOACB1916	\$695		NIB-2213V	\$125			
	19"	19"	NOACB1919	\$695		NIB-2215V	\$125			
	20"	13"	NOACB2013	\$695		NIB-2218V	\$125			
	20"	16"	NOACB2016	\$695		NIB-2219V	\$125			
	20"	19"	NOACB2019	\$695		NIB-2220V	\$125			
	21"	16"	NOACB2116	\$695		NIB-2221V	\$125			
	21"	19"	NOACB2119	\$695		NIB-2222V	\$125			
	22"	13"	NOACB2213	\$745		NIB-2223V	\$125			
	22"	16"	NOACB2216	\$745		NIB-2224V	\$125			
	22"	19"	NOACB2219	\$745		NIB-2225V	\$125			

PLEASE NOTE: Each back will fit widths up to 2" wider.


		Optima Carbon™ THORACIC BACK SUPPORT CARBON FIBER SHELL (WEIGHT SAVINGS – 1lb)							
WIDTH	HEIGHT	MODEL # CARBON	RETAIL	✓	Repl. cover &	Retail	✓		
14"	13"	NOCFACB1413	\$900		NIB-2193V	\$125			
14"	16"	NOCFACB1416	\$930		NIB-2194V	\$125			
15"	13"	NOCFACB1513	\$900		NIB-2197V	\$125			
15"	16"	NOCFACB1516	\$930		NIB-2198V	\$125			
16"	13"	NOCFACB1613	\$900		NIB-2201V	\$125			
16"	16"	NOCFACB1616	\$930		NIB-2202V	\$125			
17"	13"	NOCFACB1713	\$900		NIB-2206V	\$125			
17"	16"	NOCFACB1716	\$930		NIB-2207V	\$125			
18"	13"	NOCFACB1813	\$900		NIB-2211V	\$125			
18"	16"	NOCFACB1816	\$930		NIB-2212V	\$125			
20"	13"	NOCFACB2013	\$900		NIB-2218V	\$125			
20"	16"	NOCFACB2016	\$930		NIB-2219V	\$125			


ALL PRICES QUOTED IN USD PRICES ARE SUBJECT TO CHANGE WITHOUT NOTICE.

For additional NXT models, sizes and hardware not shown, please refer to the complete NXT Seating Order Form at www.motioncomposites.com


THORACIC SHAPE			Optima™ DEEP THORACIC BACK SUPPORT					
	WIDTH	HEIGHT	MODEL # ALUMINUM	RETAIL	✓	Repl. cover & foam	Retail	✓
	14"	13"	NOPCB1413	\$695		NIB-2246V	\$125	
	14"	16"	NOPCB1416	\$695		NIB-2247V	\$125	
	15"	13"	NOPCB1513	\$695		NIB-2250V	\$125	
	15"	16"	NOPCB1516	\$695		NIB-2251V	\$125	
	16"	13"	NOPCB1613	\$695		NIB-2254V	\$125	
	16"	16"	NOPCB1616	\$695		NIB-2255V	\$125	
	16"	19"	NOPCB1619	\$695		NIB-2256V	\$125	
	17"	13"	NOPCB1713	\$695		NIB-2259V	\$125	
17"	16"	NOPCB1716	\$695		NIB-2260V	\$125		
18"	13"	NOPCB1813	\$695		NIB-2264V	\$125		
18"	16"	NOPCB1816	\$695		NIB-2265V	\$125		
18"	19"	NOPCB1819	\$695		NIB-2266V	\$125		
19"	16"	NOPCB1916	\$695		NIB-2267V	\$125		
19"	19"	NOPCB1919	\$695		NIB-2268V	\$125		
20"	13"	NOPCB2013	\$695		NIB-2271V	\$125		
20"	16"	NOPCB2016	\$695		NIB-2272V	\$125		
20"	19"	NOPCB2019	\$695		NIB-2273V	\$125		
21"	16"	NOPCB2116	\$695		NIB-2274V	\$125		
21"	19"	NOPCB2119	\$695		NIB-2275V	\$125		
22"	13"	NOPCB2213	\$745		NIB-2276V	\$125		
22"	16"	NOPCB2216	\$745		NIB-2277V	\$125		
22"	19"	NOPCB2219	\$745		NIB-2278V	\$125		

PLEASE NOTE: Each back will fit widths up to 2" wider.

		Optima Carbon™ DEEP THORACIC BACK SUPPORT CARBON FIBER SHELL (WEIGHT SAVINGS – 1lb)					
WIDTH	HEIGHT	MODEL # CARBON	RETAIL	✓	Repl. cover & foam	Retail	✓
14"	13"	NOCFPCB1413	\$985		NIB-2246V	\$125	
14"	16"	NOCFPCB1416	\$1,025		NIB-2247V	\$125	
15"	13"	NOCFPCB1513	\$985		NIB-2250V	\$125	
15"	16"	NOCFPCB1516	\$1,025		NIB-2251V	\$125	
16"	13"	NOCFPCB1613	\$985		NIB-2254V	\$125	
16"	16"	NOCFPCB1616	\$1,025		NIB-2255V	\$125	
17"	13"	NOCFPCB1713	\$985		NIB-2259V	\$125	
17"	16"	NOCFPCB1716	\$1,025		NIB-2260V	\$125	
18"	13"	NOCFPCB1813	\$985		NIB-2264V	\$125	
18"	16"	NOCFPCB1816	\$1,025		NIB-2265V	\$125	
20"	13"	NOCFPCB2013	\$985		NIB-2271V	\$125	
20"	16"	NOCFPCB2016	\$1,025		NIB-2272V	\$125	

THORACIC SHAPE			Xtend™ LOW HEIGHT ADJUSTABLE THORACIC BACK SUPPORT					
	xtend™	WIDTH	HEIGHT	RETAIL	✓	Repl. cover & foam	Retail	✓
	NHAACB(L)1213/17	12"	13-17"	\$655		NIB-2148V	\$125	
	NHAACB(L)1413/17	14"	13-17"	\$655		NIB-2149V	\$125	
	NHAACB(L)1613/17	16"	13-17"	\$655		NIB-2150V	\$125	
	NHAACB(L)1813/17	18"	13-17"	\$655		NIB-2151V	\$125	
	NHAACB (L)2013/17	20"	13-17"	\$655		NIB-2152V	\$125	
	NHAACB (L)2213/17	22"	13-17"	\$825		NIB-2153V	\$125	

PLEASE NOTE: Each back will fit widths up to 2" wider.

		Xtend™ DEEP HEIGHT ADJUSTABLE THORACIC BACK SUPPORT					
xtend™ Deep	WIDTH	HEIGHT	RETAIL	✓	Repl. cover & foam	Retail	✓
NHAPCB1616/20	16"	16"-20"	\$655		NIB-2143V	\$125	
NHAPCB1816/20	18"	16"-20"	\$655		NIB-2144V	\$125	
NHAPCB2016/20	20"	16"-20"	\$655		NIB-2145V	\$125	
NHAPCB2216/20	22"	16"-20"	\$825		NIB-2146V	\$125	

PELVIC SHAPE			Classic™ PELVIC BACK SUPPORT					
	Classic™	WIDTH	HEIGHT	RETAIL	✓	Repl. cover & foam	Retail	✓
	NACB1616	16"	16"	\$655		NIB-2163V	\$125	
	NACB1618	16"	18"	\$655		NIB-2164V	\$125	
	NACB1816	18"	16"	\$655		NIB-2166V	\$125	
	NACB1818	18"	18"	\$655		NIB-2167V	\$125	
	NACB1820	18"	20"	\$655		NIB-2168V	\$125	
	NACB2020	20"	20"	\$655		NIB-2171V	\$125	
	NACB2216	22"	16"	\$825		NIB-2172V	\$125	
	NACB2218	22"	18"	\$825		NIB-2173V	\$125	
NACB2220	22"	20"	\$825		NIB-2174V	\$125		


PLEASE NOTE: Each back will fit widths up to 2" wider.

		Classic™ DEEP PELVIC BACK SUPPORT					
Classic™ Deep	WIDTH	HEIGHT	RETAIL	✓	Repl. cover & foam	Retail	✓
NPCB1616	16"	16"	\$655		NIB-2175V	\$125	
NPCB1618	16"	18"	\$655		NIB-2176V	\$125	
NPCB1818	18"	18"	\$655		NIB-2179V	\$125	
NPCB1820	18"	20"	\$655		NIB-2180V	\$125	
NPCB2020	18"	20"	\$655		NIB-2183V	\$125	
NPCB2216	20"	16"	\$825		NIB-2184V	\$125	
NPCB2218	22"	18"	\$825		NIB-2185V	\$125	
NPCB2220	22"	20"	\$825		NIB-2186V	\$125	



ALL PRICES QUOTED IN USD PRICES ARE SUBJECT TO CHANGE WITHOUT NOTICE.

For additional NXT models, sizes and hardware not shown, please refer to the complete NXT Seating Order Form at www.motioncomposites.com



BACK SUPPORT ACCESSORIES

	MODEL #	DESCRIPTION	FITS BACK WIDTH	RETAIL	QTY
	Custom - Cover	Optional Infection Control Wipe Down Back Support Cover	Specify back model # when ordering	\$160	
	NIB-1938	Extra Small Privacy Flap for 11" - 13" wide back supports	11" - 13" (27.9 - 33.0)	\$65	
	NIB-1078	Small Privacy Flap for 14"-16" wide back supports	14" - 16" (35.6-40.6 cm)	\$65	
	NIB-1079	Medium Flap for 17"-19" wide back supports	17" - 19" (43.2-48.3 cm)	\$65	
	NIB-1080	Large Privacy Flap for 20"-22" wide back supports	20" - 22" (50.8-55.9 cm)	\$65	
	NIB-1081	Extra Large Privacy Flap for 23" - 26" wide back supports	23" - 26" (58.4 - 66.0 cm)	\$65	

MultiFit™ HEAD SUPPORT – MULTI-ADJUSTABLE PADS

	MODEL	Description	RETAIL	✓
	NIB-0784	10" x 5" Large Rectangular	\$195	
	NIB-0818	14" x 5" Extra-Large Rectangular	\$195	

MultiFit™ HEAD SUPPORT – FIXTURES

	MODEL	Description	RETAIL	✓
	NIB-0747	Multi-Axis Hardware	\$145	
	NIB-0823	Head Support Receiver Bracket	\$58	

EXTRA COVERS

Extra Outer smartx3D Cover



Extra Outer Incontinent Cover



ITEM	WIDTH X DEPTH	RETAIL	QTY
Extra Outer smartx ^{3D} Cover – For a cover up to 18" x 18"	NXCCBF _____ v	\$125	
Extra Outer smartx ^{3D} Cover – For a cover 18" x 20" and above	NXCCBF _____ v	\$145	
Extra Outer Incontinent Cover – For a cover up to 18" x 18"	NXCCAF _____ v	\$125	
Extra Outer Incontinent Cover – For a cover 18" x 20" and above	NXCCAF _____ v	\$145	

ALL PRICES QUOTED IN USD PRICES ARE SUBJECT TO CHANGE WITHOUT NOTICE.

For additional NXT models, sizes and hardware not shown, please refer to the complete NXT Seating Order Form at www.motioncomposites.com