



Helio KIDS

ORDER FORM - ONTARIO

1- Purchasing information

P.O. number:* _____ Date: _____

Company Name:* _____

Purchasing contact:* _____

Phone:* _____

Email:* _____

Contact preference:* Phone Email

Marked for: _____

3- Shipping information

Ship to:* _____

Name: _____

Address: _____

City: _____ Province: _____

Postal Code: _____

Phone: _____

2- Dealer/Representative information

Dealer/Representative:* _____

Phone:* _____

Email:* _____

Contact preference:* Phone Email

* Required		MA080 <input type="checkbox"/>	MA081 <input type="checkbox"/>	Taxes not included
		English Manual (STD)	Manuel Français	
MODEL				
WC06	<input type="checkbox"/>	Ultralight Folding Helio KIDS Wheelchair Including fixed seat depth OR depth adjustable back (165 lb weight capacity)		WM0000563/WAMZ \$2,895
WC08	<input type="checkbox"/>	Carbon fiber option		WAMZ \$1,500
FREE Growth Kit within the first 5 years of the Helio KIDS wheelchair ownership The growth kit includes carbon crossbraces, crossbrace links, seat sling, back upholstery, front riggings and footplates.				
SEAT WIDTH ¹				
SW	<input type="checkbox"/>	12" <input type="checkbox"/>	13" <input type="checkbox"/>	14" <input type="checkbox"/>
	<input type="checkbox"/>	15" <input type="checkbox"/>	16" <input type="checkbox"/>	NC

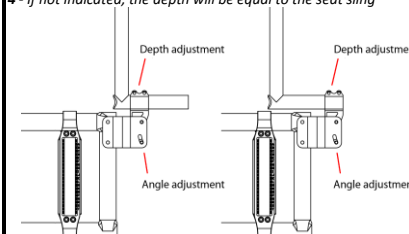
[1. Width Calculator](#)



↓ **Caution: complete only one of the following two sections** ↓

SEAT DEPTH (Available with WC-19)			
SD12	<input type="checkbox"/>	12" Seat sling - frame of 14"	NC
SD13	<input type="checkbox"/>	13" Seat sling - frame of 14"	NC
SD14	<input type="checkbox"/>	14" Seat sling - frame of 14"	NC
SD15	<input type="checkbox"/>	15" Seat sling - frame of 15"	NC
SD16	<input type="checkbox"/>	16" Seat sling - frame of 16"	NC
FIXED BACK CANE (MUST select ONE push handle options)			
BC11-1215	<input type="checkbox"/>	Aluminium straight back cane (90°)	12 - 15" NC
BC11-1518	<input type="checkbox"/>	Aluminium straight back cane (90°)	15 - 18" NC
BC11-1821	<input type="checkbox"/>	Aluminium straight back cane (90°) - STD	18 - 21" NC
BC12-1315	<input type="checkbox"/>	Aluminum back cane 8° bend	13.5 - 15" NC
BC12-1518	<input type="checkbox"/>	Aluminum back cane 8° bend	15 - 18" NC
BC12-1821	<input type="checkbox"/>	Aluminum back cane 8° bend -STD	18 - 21" NC
Specify height: ⁵ _____ measured from seat sling to top of back upholstery			
ANGLE ADJUSTABLE BACK CANE (MUST select ONE push handle options)			
BC13-1518	<input type="checkbox"/>	Aluminium straight back cane (90°)	15 - 18" NC
BC13-1821	<input type="checkbox"/>	Aluminium straight back cane (90°) - STD	18 - 21" NC
BC14-1518	<input type="checkbox"/>	Aluminum back cane 8° bend	15 - 18" NC
BC14-1821	<input type="checkbox"/>	Aluminum back cane 8° bend -STD	18 - 21" NC
Select angle for the back cane: 85° <input type="checkbox"/> 90° <input type="checkbox"/> 95° STD <input type="checkbox"/>			
100° <input type="checkbox"/> 105° <input type="checkbox"/> 110° <input type="checkbox"/>			
Specify height : ⁵ _____			

⁵ - If not indicated, default height setting is at the lowest position

SEAT DEPTH- Depth and angle adjustable (available with WC-19) ³			
SD14	<input type="checkbox"/>	12" to 15" (seat sling/frame 14")	NC
SD15	<input type="checkbox"/>	13" to 16" (seat sling/frame 15")	NC
SD16	<input type="checkbox"/>	14" to 17" (seat sling/frame 16")	NC
SD17	<input type="checkbox"/>	15" to 18" (seat sling/frame 17")	NC
SD18	<input type="checkbox"/>	16" to 19" (seat sling/frame 18")	NC
Specify depth : ⁴ _____			
³ - Maximum weight of 165 lb with a depth adjustable backrest			
⁴ - If not indicated, the depth will be equal to the seat sling			
			
DEPTH AND ANGLE ADJUSTABLE BACK CANE (MUST select ONE push handle options)			
BC15-912	<input type="checkbox"/>	Aluminium straight back cane 9 - 12"	NC
BC15-1215	<input type="checkbox"/>	Aluminium straight back cane 12 - 15"	NC
BC15-1518	<input type="checkbox"/>	Aluminium straight back cane 15 - 18"	NC
BC15-1821	<input type="checkbox"/>	Aluminium straight back cane 18 - 21" STD	NC
BC16-1215	<input type="checkbox"/>	Aluminum back cane 8° bend 12 - 15"	NC
BC16-1518	<input type="checkbox"/>	Aluminum back cane 8° bend 15 - 18"	NC
BC16-1821	<input type="checkbox"/>	Aluminum back cane 8° bend STD 18 - 21"	NC
Select angle for the back cane: 90° <input type="checkbox"/> 95° STD <input type="checkbox"/> 100° <input type="checkbox"/> 105° <input type="checkbox"/>			
Specify height : ⁵ _____			

FRAME LENGTH ²					
SP01	<input type="checkbox"/>	Standard frame length configuration			STD
SP02	<input type="checkbox"/>	Frame length 1" longer than standard configuration			NC
SP03	<input type="checkbox"/>	Frame length 2" longer than standard configuration			NC
SP04	<input type="checkbox"/>	Frame length 1" shorter than standard configuration			NC
SP05	<input type="checkbox"/>	Frame length 2" shorter than standard configuration			NC
TRANSIT TIE DOWN					
AC04	<input type="checkbox"/>	Transit Tie Down (<i>Unoccupied</i>)			NC
AC05-S	<input type="checkbox"/>	WC-19 Transit Tie Down w/Q'straint belt Short belt 20"-41"			\$370
AC05-L	<input type="checkbox"/>	WC-19 Transit Tie Down w/Q'straint belt Long belt 20"-46"			\$370
AC35	<input type="checkbox"/>	WC-19 Transit Tie Down without belt			\$345
PACKAGES					
VP01	<input type="checkbox"/>	Vision Package: <i>Orange accent added to point of contact accessories including: footrest latches, "T" and flip back armrest button cap, 6" Push to lock extension and rubber inserts on Newton composite angle adjustable footplates ¹</i>			\$95

1- Please select footplates, footrest, armrest, push to lock wheel lock and the extensions in the appropriate sections; To know the compatible parts, look for this logo *VP01; Recommended with black chair;
See picture of the product on page 6. 2 - see chart on page 7

Helio Kids FRONT Seat-to-floor Height - Please select your choice

Forks / Position		3" caster			4" caster			5" caster			6" caster			7" caster			8" caster		
		Stem bolt Length			Stem bolt Length			Stem bolt Length			Stem bolt Length			Stem bolt Length			Stem bolt Length		
		STD	+1"	+2"	STD	+1"	+2"	STD	+1"	+2"	STD	+1"	+2"	STD	+1"	+2"	STD	+1"	+2"
4"	P1	13"	14"	15"	13 1/2"	14 1/2"	15 1/2"												
	P2	13 1/2"	14 1/2"	15 1/2"	14"	15"	16"	14 1/2"	15 1/2"	16 1/2"									
5"	P1																		
	P2				14"	15"	16"	14 1/2"	15 1/2"	16 1/2"									
	P3	14"	15"	16"	14 1/2"	15 1/2"	16 1/2"	15"	16"	17"	15 1/2"	16 1/2"	17 1/2"						
	P4	14 1/2"	15 1/2"	16 1/2"	15"	16"	17"	15 1/2"	16 1/2"	17 1/2"	16"	17"	18"	16 1/2"	17 1/2"	18 1/2"			
7"	P1										16 1/2"	17 1/2"	18 1/2"	17"	18"	19"			
	P2							16 1/2"	17 1/2"	18 1/2"	17"	18"	19"	17 1/2"	18 1/2"	19 1/2"			
	P3							17"	18"	19"	17 1/2"	18 1/2"	19 1/2"	18"	19"	20"	18 1/2"	19 1/2"	20 1/2"
	P4	16 1/2"	17 1/2"	18 1/2"	17"	18"	19"	17 1/2"	18 1/2"	19 1/2"	18"	19"	20"	18 1/2"	19 1/2"	20 1/2"	19"	20"	21"
	P5	17"	18"	19"	17 1/2"	18 1/2"	19 1/2"	18"	19"	20"	18 1/2"	19 1/2"	20 1/2"	19"	20"	21"	19 1/2"	20 1/2"	21 1/2"
Froglegs	P1				14 1/2"	15 1/2"	16 1/2"												
	P2	14 1/2"	15 1/2"	16 1/2"	15"	16"	17"	15 1/2"	16 1/2"	17 1/2"									
	P3	15"	16"	17"	15 1/2"	16 1/2"	17 1/2"	16"	17"	18"	16 1/2"	17 1/2"	18 1/2"						

Height available +/- 1/4" (see stem bolt and fork combination at the end of the order form)

FRONT CASTERS

CASTERS			Availability			
CA01-03 to CA01-08	<input type="checkbox"/>	Composite wheel w/ PU tire (1")			3", 4", 5", 6", 7", 8"	NC
CA10 to CA11	<input type="checkbox"/>	Pneumatic casters (1 1/4")			6", 8"	\$170
CA14 to CA16	<input type="checkbox"/>	Newton UltraCaster Composite (1 1/2")			4", 5", 6"	\$120
CA17 to CA19	<input type="checkbox"/>	Newton UltraCaster Aluminum (1 1/2")			4", 5", 6"	\$198
CASTER OPTIONS						
CA12	<input type="checkbox"/>	Caster Pin Locks (<i>Available with +1" or +2" Stem bolt ONLY</i>) ¹			WAMS	\$275
CA13	<input type="checkbox"/>	Carbon fiber Frog Legs suspension forks (Not available with caster pin locks)				\$525

1- Not available with WC-19

KIDS REAR Seat-to-floor Height

WHEEL SIZES		Height available		Specify desired height: _____
<input type="checkbox"/>	20" (451) wheel	12 1/2"	to 17 1/4"	
<input type="checkbox"/>	22" (501) wheel	13 1/2"	to 18 1/4"	
<input type="checkbox"/>	24" (540) wheel	14 1/2"	to 19 1/4"	

Note: Tire size, center of gravity setting and seat slope may result in a variation of +/- 3/8" of selected seat to floor height"

REAR WHEELS							
ONE ARM DRIVE ¹ <i>Only available with Newton One rear wheels, permanent axles, 0° camber</i>							
HR22	<input type="checkbox"/>	One arm drive - aluminum inner handrim ²	Left <input type="checkbox"/>	Right <input type="checkbox"/>		WAML	\$1,480
HR60	<input type="checkbox"/>	One arm drive - plastic coated inner handrim ²	Left <input type="checkbox"/>	Right <input type="checkbox"/>		WAML	\$1,595
HR98	<input type="checkbox"/>	Omit handrim on opposite side of the One Arm Drive (OAD)					NC
REAR WHEELS							
Available							
RW01	<input type="checkbox"/>	Mag ³			20", 22" 24"		\$150
RW02	<input type="checkbox"/>	Newton One - spoke wheel ⁴			20", 22" 24"		NC
RW03	<input type="checkbox"/>	Newton Gravity - ultralight wheel			20", 22", 24"		\$390
RW04	<input type="checkbox"/>	Spinergy Spox	Blk STD <input type="checkbox"/>	Wht ⁵ <input type="checkbox"/>	Blue ⁵ <input type="checkbox"/>	Red ⁵ <input type="checkbox"/>	Yel ⁵ <input type="checkbox"/>
RW05	<input type="checkbox"/>	Spinergy LX	Blk STD <input type="checkbox"/>	Pur ⁵ <input type="checkbox"/>	Wht ⁵ <input type="checkbox"/>	Blue ⁵ <input type="checkbox"/>	Red ⁵ <input type="checkbox"/>
RW07	<input type="checkbox"/>	Spinergy CLX ⁶	Blk STD <input type="checkbox"/>	Pur ⁵ <input type="checkbox"/>	Wht ⁵ <input type="checkbox"/>	Blue ⁵ <input type="checkbox"/>	Red ⁵ <input type="checkbox"/>
TIRES							
Available							
AIRLESS							
TI01	<input type="checkbox"/>	Soft Urethane 1 3/8" - Low Tread, black			20", 22" 24"		STD
TI02	<input type="checkbox"/>	Soft Urethane 1 3/8" - Medium Tread, black ⁷			20", 24"		\$120
TI04	<input type="checkbox"/>	Soft Urethane 1" - No tread, black - <i>Shox</i>			22", 24"		\$150
TI08	<input type="checkbox"/>	Pneumatic Airless insert 1 3/8" - Medium Tread ⁸			22", 24"		\$235
PNEUMATIC							
TI05	<input type="checkbox"/>	Pneumatic 1 3/8" - Medium Tread			20", 22", 24"		NC
TI06	<input type="checkbox"/>	Pneumatic HP 1" - Low Tread, Puncture resistant, black - <i>SpeedLite</i>			20", 22", 24"		\$130
TI07	<input type="checkbox"/>	Pneumatic HP 1" - Medium Tread, Puncture resistant, black - <i>TrailBlazer</i>			24"		\$210
TI03	<input type="checkbox"/>	Pneumatic 2" - Large Tread, black ⁹			22", 24"		\$140

1- Offered with handrims on each side of the wheelchair; Select outer handrim in the handrims section; Only available with 24" wheel size; 2- Only standard handrim position available
3- Not compatible with HP tires; Only available with aluminum or plastic coated handrim, standard position; 4- Not compatible with Shox tires; 5- Colour spokes require an additional 10 days lead-time;
6- Only available with 1" tires; 7- The 22" is only available with Mags and Newton One rear wheels; 8- Not available with Spinergy CLX; 9- Not available with armrests when the 3° or 6° camber are selected;

HANDRIMS							
Available							
HR01	<input type="checkbox"/>	Aluminum anodized			20", 22", 24"		STD
HR61	<input type="checkbox"/>	Aluminum black hard anodized ²			20", 22", 24"		\$95
HR02	<input type="checkbox"/>	Plastic coated ¹			20", 22", 24"	WAMO	\$180
HR03	<input type="checkbox"/>	High friction coated ^{1,2,3}			22", 24"	WAMO	\$460
HR07-HR18 and HR65-HR71	<input type="checkbox"/>	Newton Air Grip ² <i>See on page 6 for color choice and price</i>			20", 22", 24"	WAMO	
HR28	<input type="checkbox"/>	Surge ^{1,2,3,4} (1 1/2" Oval handrim w/ Gripton high friction strip)			22", 24"		\$485
HR05	<input type="checkbox"/>	Surge LT ^{1,2,3,4} (1 1/8" Oval handrim w/ Gripton high friction strip)			22", 24"		\$515
HR04	<input type="checkbox"/>	Natural Fit ^{1,2,3,4}			22", 24"		\$320
HR62	<input type="checkbox"/>	Simi H ^{1,2,3} (1 3/8" Oval handrim with high friction strip)			22", 24"		\$485
HR63	<input type="checkbox"/>	Nova H ^{1,2,3} (1 1/4" Oval handrim with high friction strip)			22", 24"		\$515
HR64	<input type="checkbox"/>	Optimum H ^{1,2,3} (1 1/8" heart-shaped handrim)			22", 24"		\$320
HR99	<input type="checkbox"/>	Omit handrim					NC

1- Only standard and narrow handrim position. By default, the tab won't be cut with the narrow position; 2- Not available with Mag wheels; 3 - Not available with one arm drive;
4- 24" is not available with the Spinergy Spox, LX and CLX in narrow position; CLX rear wheel are not available with thumb piece

HANDRIMS OPTION							
ASSEMBLY POSITION							
HR29	<input type="checkbox"/>	Standard Handrim position	Full tab				STD
HR030	<input type="checkbox"/>	Narrow Handrim position no cut	Full tab				NC
HR30	<input type="checkbox"/>	Narrow Handrim position with cut ⁵	Short tab 2 positions				\$29
HR31	<input type="checkbox"/>	Super Narrow Handrim ⁵	Short tab 2 positions STD <input type="checkbox"/>	Short tab 1 position <input type="checkbox"/>			\$29
THUMB PIECE SELECTION FOR NATURAL FIT, SURGE, SURGE LT HANDRIMS							
HR23	<input type="checkbox"/>	Standard grip					\$200
HR27	<input type="checkbox"/>	Super grip					\$230
HR099	<input type="checkbox"/>	Omit thumb piece					NC

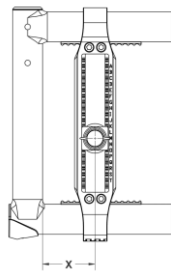
5- Only available with Aluminum and Air Grip handrims;

AXLE							
Available							
AX01	<input type="checkbox"/>	Quick release axle				WAMU	\$100
AX02	<input type="checkbox"/>	Permanent axle					\$100
AX03	<input type="checkbox"/>	Quad release axle				WAMU	\$280
AXLE PLATE							
AX04	<input type="checkbox"/>	Amputee adjustable axle plate ²				WAMT	\$280

1- Not required with one arm drive; 2- May interfere with swing away armrest and limit seat to floor height; Not available with WC-19 transit tie down

REAR WHEEL CAMBER							
CM00	<input type="checkbox"/>	0° camber					STD
CM03	<input type="checkbox"/>	3° camber					NC
CM06	<input type="checkbox"/>	6° camber (not available with amputee axle plate)					\$85

CENTER OF GRAVITY



Choose position of rear wheel axle plate:

Measure distance X from front of back post to center of axle receiver.

X =	Most stable																	
	AMPUTEE	1"	1/4"	1/2"	3/4"	2"	1/4"	1/2"	3/4"	3"	1/4"	1/2"	3/4"	4"				
	<input type="checkbox"/>	<input type="checkbox"/>	<input type="checkbox"/>	<input type="checkbox"/>	<input type="checkbox"/>	<input type="checkbox"/>	<input type="checkbox"/>	<input type="checkbox"/>	<input type="checkbox"/>	<input type="checkbox"/>	<input type="checkbox"/>	<input type="checkbox"/>	<input type="checkbox"/>	<input type="checkbox"/>	<input type="checkbox"/>	<input type="checkbox"/>	<input type="checkbox"/>	<input type="checkbox"/>

If not indicated, default setting is at 1.5"

Possible conflict between a seat depth under 16" and a center of gravity over 2.5".

Motion Composites will select the closest possible center of gravity (COG) if an issue arises with the COG

1-Only available with the amputee axle plate

WHEEL LOCK

WL08	<input type="checkbox"/>	Newton Wheel lock - push to lock																	STD
WL16	<input type="checkbox"/>	Aluminum push to lock with extensions																	\$85
WL02	<input type="checkbox"/>	Pull to lock																	NC
WL04	<input type="checkbox"/>	Newton grade aid push to lock (works best with pneumatic or high pressure tire)																	WAMR \$200
WL13	<input type="checkbox"/>	6" removable extension handle ¹ *VP01																	\$75
WL14	<input type="checkbox"/>																		\$200
WL05	<input type="checkbox"/>	Scissors Lock																	\$240
WL06	<input type="checkbox"/>	Attendant Lock (additional set of wheel lock mounted to the back)																	\$240
WL15	<input type="checkbox"/>	Unilateral wheel lock - pull to lock ²	Left <input type="checkbox"/>	Right <input type="checkbox"/>															WAMN \$335
WL99	<input type="checkbox"/>	Omit wheel locks																	NC

1- Only available with Newton push to lock (WL08), pull to lock (WL02) and Newton Grade aid (WL04); Only the extension for the Newton push to lock is available with the vision package (VP01)

2- For more information about incompatibilities and restriction, refer to the table at page 7 and the "How-to documents" page of our website:

https://www.motioncomposites.com/en_ca/support-and-education/how-to-documents

FOOTREST

SWING-IN/SWING-OUT FOOTREST

FR03-01	<input type="checkbox"/>	60° Swing-in/swing-out footrest - 13.5" - 17"							Set at*:										NC
FR03-02	<input type="checkbox"/>	60° Swing-in/swing-out footrest - 14.5" - 19.5"							Set at*:										NC
FR03-03	<input type="checkbox"/>	60° Swing-in/swing-out footrest - 15.5" - 20.5"							Set at*:										NC
FR04-01	<input type="checkbox"/>	70° Swing-in/swing-out footrest - 13.5" - 17"							Set at*:										NC
FR04-02	<input type="checkbox"/>	70° Swing-in/swing-out footrest - 14.5" - 19.5"							Set at*:										NC
FR04-03	<input type="checkbox"/>	70° Swing-in/swing-out footrest - 15.5" - 20.5"							Set at*:										NC
FR15-01	<input type="checkbox"/>	80° Swing-in/swing-out footrest - 13.5" - 16" ⁵							Set at*:										NC
FR15-02	<input type="checkbox"/>	80° Swing-in/swing-out footrest - 14.5" - 19.5" ⁵							Set at*:										NC
FR15-03	<input type="checkbox"/>	80° Swing-in/swing-out footrest - 15.5" - 20.5" ⁵							Set at*:										NC
FR06	<input type="checkbox"/>	90° swing-in/swing-out with front mount - Standard (no extension) ¹					7.5" - 11"		Set at*:										NC
FR07	<input type="checkbox"/>	90° swing-in/swing-out with front mount - Short extension ^{2,1,2}					9.5" - 13"		Set at*:										NC
FR08	<input type="checkbox"/>	90° swing-in/swing-out with front mount - Medium extension ^{4,1,2}					9.5" - 14.5"		Set at*:										NC

FOOTREST OPTIONS

FR09	<input type="checkbox"/>	High mount (footplate attached to the hanger with clamps) ³					5" - 13.5"		Set at*:										\$105
FR10	<input type="checkbox"/>	Elevating legrest with calf pad, Length adjustable ⁴	Left <input type="checkbox"/>	Right <input type="checkbox"/>			14" - 22"		Set at:				WAMK						\$295
FR99	<input type="checkbox"/>	Omit Footrest																	NC

1- Available only with two piece adjustable footplates; 2- May interfere with front casters; 3- Not available with front mount and the elevating legrest; * + or - 1/2"

4- The elevating legrest replace the footrest side selected; Not compatible with seat width of 12" and 13" and one piece footplate; 5- Not available with 8" caster

FOOTPLATES

FP01	<input type="checkbox"/>	Standard - Composite ¹																	STD
FP02	<input type="checkbox"/>	Newton adjustable angle - Composite ^{*VP01}																	WAMJ \$155
FP03	<input type="checkbox"/>	Newton adjustable angle - Aluminum ²																	WAMJ \$175
FP04	<input type="checkbox"/>	Newton adjustable angle - Carbon fiber (with rubber inserts)																	WAMJ \$395
FP23	<input type="checkbox"/>	Newton adjustable angle extra deep - Aluminum																	WAMJ \$175
FP06	<input type="checkbox"/>	One piece adjustable angle flip-up - Aluminum											WAMJ		SEFND0015				\$215
FP07	<input type="checkbox"/>	One piece adjustable angle flip-up - Carbon fiber (with rubber inserts)											WAMJ		SEFND0015				\$480

FOOTPLATE ACCESSORIES

FP08	<input type="checkbox"/>	Length adjustable heel loop (not available with one piece footplate)																	NC
FP09	<input type="checkbox"/>	Calf strap																	SEFND0010 \$62
FP30	<input type="checkbox"/>	Bodypoint Aeromesh Padded calf strap																	SEFND0010 \$145

1- Not available with front mount; 2- The Newton adjustable angle (Aluminum) is the only available option with a 12 and 13" wide frame

SWING AWAY RESIDUAL LIMB SUPPORT

FR27	<input type="checkbox"/>	Residual limb support - flat 6"x8"	Left <input type="checkbox"/>	Right <input type="checkbox"/>															SEFND0005 \$505
FR28	<input type="checkbox"/>	Residual limb support - flat 8"x10"	Left <input type="checkbox"/>	Right <input type="checkbox"/>															SEFND0005 \$505
FR29	<input type="checkbox"/>	Residual limb support - flat 10"x10"	Left <input type="checkbox"/>	Right <input type="checkbox"/>															SEFND0005 \$505
FR30	<input type="checkbox"/>	Residual limb support - flat 10"x14"	Left <input type="checkbox"/>	Right <input type="checkbox"/>															SEFND0005 \$505
FR32	<input type="checkbox"/>	Residual limb support - contour 6"x8"	Left <input type="checkbox"/>	Right <input type="checkbox"/>															SEFND0005 \$505
FR33	<input type="checkbox"/>	Residual limb support - contour 8"x10"	Left <input type="checkbox"/>	Right <input type="checkbox"/>															SEFND0005 \$505

SEATING AND PUSH HANDLES

BACK UPHOLSTERY						
BH07	<input type="checkbox"/>	Slip-on Active-Mesh back upholstery				NC
BH08	<input type="checkbox"/>	Adjustable tension Active-Mesh back upholstery			WAMD/WAME	\$265
BH99	<input type="checkbox"/>	Omit Back upholstery				STD
	<input type="checkbox"/>	NXT back Support			See price list	
SEAT CUSHION						
SC01	<input type="checkbox"/>	2" Cushion				\$185
SC02	<input type="checkbox"/>	3" Cushion				\$205
SC99	<input type="checkbox"/>	Omit seat cushion				STD
	<input type="checkbox"/>	NXT cushion			See price list	
PUSH HANDLES OPTIONS (ONE option at a time)						
PH01	<input type="checkbox"/>	Push handles				STD
PH05	<input type="checkbox"/>	Fold down push handles ¹				\$165
PH06-920	<input type="checkbox"/>	Clamp on height adjustable push handles 9" - 20" ^{1,2}				\$345
PH06-923	<input type="checkbox"/>	Clamp on height adjustable push handles 9" - 23" ^{1,2}				\$345
PH02	<input type="checkbox"/>	Omit push handles				NC
STROLLER HANDLE AND STABILIZER BAR (only available with push handle)						
PH04	<input type="checkbox"/>	Stroller handle			WAMW	\$220
PH03	<input type="checkbox"/>	Newton folding stabilizer bar (not available with stroller handle)				\$275

1- Not compatible with stroller handle, stabilizer bar, headrest and attendant lock; 2- Not compatible with depth adjustable back, 8° bend back canes and amputee axle plates

ARMRESTS

HEIGHT ADJUSTABLE "T" ARMREST ¹ *VP01						
AR13-610	<input type="checkbox"/>	10" Desk length armpad ⁴	6" - 10"			\$385
AR03-812	<input type="checkbox"/>	10" Desk length armpad	8" - 12"			\$385
AR03-1014	<input type="checkbox"/>	10" Desk length armpad	10" - 14"			\$385
AR14-610	<input type="checkbox"/>	14" Full length armpad ⁴	6" - 10"			\$385
AR04-812	<input type="checkbox"/>	14" Full length armpad	8" - 12"			\$385
AR04-1014	<input type="checkbox"/>	14" Full length armpad	10" - 14"			\$385
LOCKING FLIP-UP ARMREST ²						
AR07	<input type="checkbox"/>	Locking Flip-Up Armrest				\$350
ARMREST OPTIONS						
AR12	<input type="checkbox"/>	14" Full Length armpad - Gel Ovation (pair) ³			SEAND0030	\$160
AR99	<input type="checkbox"/>	Omit armrest				NC

1- May have 1/2" adjustment restriction on both limits of the range; 2- May interfere with rigid back hardware; Only available with 18"-21" straight aluminum back canes; Not available with back upholstery;

3- Not available with locking flip-up armrest and short "T" armrest; 4- May have some restriction with seat-to-floor height and rear wheel

ACCESSORIES

SIDE GUARDS (not available with "T" Armrest)						
SG01	<input type="checkbox"/>	Plastic side guards (removable)	Straight bracket - STD	Offset bracket ¹	WAMV	\$235
SG03	<input type="checkbox"/>	Carbon fiber side guards (removable)	Straight bracket - STD	Offset bracket ¹	WAMV	\$320
SG06	<input type="checkbox"/>	Plastic fender side guards (removable)	Straight bracket - STD	Offset bracket ¹	WAMV	\$340
SG04	<input type="checkbox"/>	Carbon fiber fender side guards (removable)	Straight bracket - STD	Offset bracket ¹	WAMV	\$535
SG99	<input type="checkbox"/>	Omit side guard				NC

1- Only compatible with 0° camber; increase width by 1/2" per side for a total of 1"

POSITIONING BELT						
SB01-S	<input type="checkbox"/>	Velcro adjustable - Small 35"				\$50
SB01-L	<input type="checkbox"/>	Velcro adjustable - Long 60"				\$50
SB02-S	<input type="checkbox"/>	Auto buckle - Small 35"				\$80
SB02-M	<input type="checkbox"/>	Auto buckle - Medium 48"				\$80
SB02-L	<input type="checkbox"/>	Auto buckle - Long 60"				\$80
SB04-M	<input type="checkbox"/>	BodyPoint Hip Belt - 2 point not padded - Medium 56"				\$105
SB04-L	<input type="checkbox"/>	BodyPoint Hip Belt - 2 point not padded - Long 61"				\$105
SB05-S	<input type="checkbox"/>	BodyPoint Hip Belt - 2 point padded - Small 51"			SERND0030	\$195
SB05-M	<input type="checkbox"/>	BodyPoint Hip Belt - 2 point padded - Medium 56"			SERND0030	\$195
SB05-L	<input type="checkbox"/>	BodyPoint Hip Belt - 2 point padded - Long 61"			SERND0030	\$195
SB06-S	<input type="checkbox"/>	BodyPoint Hip Belt - 4 point padded - Small 51"			SERND0020	\$220
SB06-M	<input type="checkbox"/>	BodyPoint Hip Belt - 4 point padded - Medium 56"			SERND0020	\$220
SB06-L	<input type="checkbox"/>	BodyPoint Hip Belt - 4 point padded - Long 61"			SERND0020	\$220
SB03	<input type="checkbox"/>	Hardware attachment for 2 extra points (1 pair)				\$15
SB08-M	<input type="checkbox"/>	BodyPoint EVOFLEX® Positioning Belt Rehab latch and Band Clamps - Medium 18"				\$365
SB08-L	<input type="checkbox"/>	BodyPoint EVOFLEX® Positioning Belt Rehab latch and Band Clamps - Long 24"				\$365
SB99	<input type="checkbox"/>	Omit positioning belt				STD

HEADREST ¹						
AC01-S	<input type="checkbox"/>	Profiled Headrest - Small (3.5"X6")				\$215
AC01-M	<input type="checkbox"/>	Profiled Headrest - Medium (4.5"X7")				\$215
AC01-L	<input type="checkbox"/>	Profiled Headrest - Large (5.5"X8")				\$215
AC28	<input type="checkbox"/>	Headrest mounting hardware with removable non folding stabilizer bar ¹				\$365

1- Only available with push handles - Not available with a stroller handle or a folding stabilizer bar

ACCESSORIES						
WC10	<input type="checkbox"/>	E-Motion adaptor Kit (2 adaptors) - Only necessary with 6" camber				\$35
AC03	<input type="checkbox"/>	Anti-tippers				\$125
AC29	<input type="checkbox"/>	Swing-away anti-tipper ¹	Left <input type="checkbox"/> Right <input type="checkbox"/>			\$190
AC27	<input type="checkbox"/>	Tip assist ²				\$70
AC06	<input type="checkbox"/>	Cane and crutch holder	Left <input type="checkbox"/> Right <input type="checkbox"/>			\$115
AC07	<input type="checkbox"/>	Oxygen tank holder ⁴ - D and E Type - installed on the left				\$395
AC08	<input type="checkbox"/>	Spoke guards ³ Available: 20", 22", 24", 26"			WAMP	\$165
AC09	<input type="checkbox"/>	Footrest neoprene impact guard (pair) - Black			SEFND0035	\$90
AC10	<input type="checkbox"/>	Seat pouch				\$105
AC30	<input type="checkbox"/>	Newton multi-purpose pouch				\$80
AC26	<input type="checkbox"/>	BodyPoint Mobility Bag				\$150
AC23	<input type="checkbox"/>	Newton Backpack				\$135
AC12	<input type="checkbox"/>	Velcro Closing Strap				\$60
AC13	<input type="checkbox"/>	Tool kit				\$60

1- Must select the pair (left and right) with HD option. Only available with rear seat to floor height between 13 1/2" and 19 3/4"

2- Cannot be combined with Anti Tippers

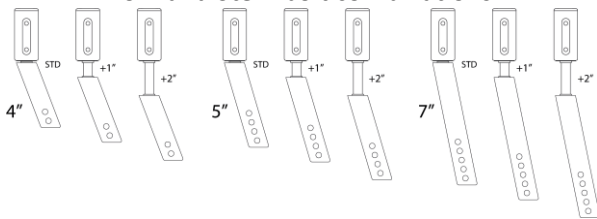
3- Not available with Mag wheels and Spinerigy; 4- Not compatible with swing away armrest or amputee axle plate and WC-19 transit tie-down

Colors																					
Options ¹	Black	High Gloss Carbon Fiber	Sunkissed Orange	Burgundy	Sapphire Blue	Monster Green	Charcoal	Fuchsia	Steel Blue	Ferrari Red	Acid Green	Electric Purple	Caribbean Blue	White	Pink Pearl	Plum Purple	Sky Blue	Black Cherry	Khaki Green (matte)	Desert Sand (matte)	
AirGrip	<input type="checkbox"/>	\$160	<input type="checkbox"/>	<input type="checkbox"/>	<input type="checkbox"/>	<input type="checkbox"/>	<input type="checkbox"/>	<input type="checkbox"/>	<input type="checkbox"/>	<input type="checkbox"/>	<input type="checkbox"/>	<input type="checkbox"/>	<input type="checkbox"/>	<input type="checkbox"/>	<input type="checkbox"/>	<input type="checkbox"/>	<input type="checkbox"/>	<input type="checkbox"/>	<input type="checkbox"/>	<input type="checkbox"/>	\$350
Frame ²	<input type="checkbox"/>	STD	<input type="checkbox"/>	<input type="checkbox"/>	<input type="checkbox"/>	<input type="checkbox"/>	<input type="checkbox"/>	<input type="checkbox"/>	<input type="checkbox"/>	<input type="checkbox"/>	<input type="checkbox"/>	<input type="checkbox"/>	<input type="checkbox"/>	<input type="checkbox"/>	<input type="checkbox"/>	<input type="checkbox"/>	<input type="checkbox"/>	<input type="checkbox"/>	<input type="checkbox"/>	<input type="checkbox"/>	NC
FC99	<input type="checkbox"/>	Custom Color Specify PPG Paintit color:																	additional 10 days lead-time	\$422	

1- Color representation may vary from one monitor to another. Therefore, the actual paint color on your wheelchair might differ slightly from what you see on your screen.; Finish between Airgrip and frame might be different;

2- with black hydroformed aluminum crossbrace

Fork and Stem bolt combinations



Unilateral wheel lock restrictions

Seat depth: shall be 16 in and greater		
Rear wheel: shall be 24 in and less		
"T" or flip-back armrest only compatible with 0° Camber		
One arm drive: Not compatible with "T" or flip-back armrest		
"T" or flip-back armrest may require to move the rear wheels outwards		
Not compatible with wheel lock lever extension		
Rear wheel diameter	Seat depth (in)	COG Compatibility Range (in)
20 in	16+	1.5 to 3.75
	16	1.0 to 2.75
	17	1.0 to 3.25
22 in	18+	1.0 to 3.75
	16	1.0 to 2.0
	17	1.0 to 2.75
24 in	18+	1.0 to 3.75

Frame length chart

Frame length	Seat Depth						
	14"	15"	16"	17"	18"	19"	20"
STD							
+1							N/A
+2						N/A	N/A
-1	N/A						
-2	N/A	N/A					

CUSTOMIZATION STARTS HERE!



With EVO Custom, whether it's a subtle tweak for comfort or mobility, or a fully reimagined component tailored to your unique needs, we're here to support you.



Explore the EVO Custom Catalog.

You can include your request or reference an existing customization from our catalog in the notes section below.




Have a customization in mind or a specific request? The EVO Custom Request Form is the best place to start.

Notes :





FOLDING ON CHAIR – CDN ORDER FORM


 <p>BioFit™ CUSHION</p> <p>Use wheelchair configuration Or use this size:</p> <p>NXCABF _____ (W" x D")</p>	WIDTH					
		12"	13"	14"	15"	16"
	12"	\$750	\$750	\$750	N/A	N/A
	13"	N/A	N/A	N/A	N/A	N/A
	14"	\$750	\$750	\$750	N/A	N/A
	15"	N/A	\$750	\$750	\$750	\$750
	16"	N/A	\$750	\$750	\$750	\$750
	17"	N/A	N/A	N/A	\$750	\$750
	18"	N/A	N/A	N/A	\$750	\$750
	19"	N/A	N/A	N/A	\$750	\$750
20"	N/A	N/A	N/A	\$750	\$750	
Option: Change cover for incontinent/infection control outer cover					N/C	


Green boxes are stocked sizes; the red boxes require customization*; the N/A boxes are not available sizes.
*Customization (red boxes) is available with an upcharge of \$160.00 and has a 2 to 4 weeks additional lead time.


SEATING AND CUSHION ACCESSORIES


	MODEL #	Description	Fits Back Width	Retail	QTY
	RSSI 1600	Solid Seat Insert	Fits cushions 16" & 17" wide (40.6-43.2 cm) and 14"-18" deep (35.6-45.7 cm)	\$96	

THORACIC SHAPE		Optima™ THORACIC BACK SUPPORT						
	WIDTH	HEIGHT	MODEL # ALUMINUM	RETAIL	✓	Repl. cover & foam	Retail	✓
	14"	13"	NOACB1413	\$870		NIB-2193V	\$156	
	14"	16"	NOACB1416	\$870		NIB-2194V	\$156	
	15"	13"	NOACB1513	\$870		NIB-2197V	\$156	
	15"	16"	NOACB1516	\$870		NIB-2198V	\$156	
	16"	13"	NOACB1613	\$870		NIB-2201V	\$156	
	16"	16"	NOACB1616	\$870		NIB-2202V	\$156	
	16"	19"	NOACB1619	\$870		NIB-2203V	\$156	

THORACIC SHAPE		Optima Carbon™ THORACIC BACK SUPPORT CARBON FIBER SHELL (WEIGHT SAVINGS – 1lb)						
	WIDTH	HEIGHT	MODEL # CARBON	RETAIL	✓	Repl. cover & foam	Retail	✓
	14"	13"	NOCFACB1413	\$1,380		NIB-2193V	\$156	
	14"	16"	NOCFACB1416	\$1,380		NIB-2194V	\$156	
	15"	13"	NOCFACB1513	\$1,380		NIB-2197V	\$156	
	15"	16"	NOCFACB1516	\$1,380		NIB-2198V	\$156	
	16"	13"	NOCFACB1613	\$1,380		NIB-2201V	\$156	
	16"	16"	NOCFACB1616	\$1,380		NIB-2202V	\$156	

THORACIC SHAPE		Optima™ DEEP THORACIC BACK SUPPORT						
	WIDTH	HEIGHT	MODEL # ALUMINUM	RETAIL	✓	Repl. cover & foam	Retail	✓
	14"	13"	NOPCB1413	\$990		NIB-2246V	\$156	
	14"	16"	NOPCB1416	\$990		NIB-2247V	\$156	
	15"	13"	NOPCB1513	\$990		NIB-2250V	\$156	
	15"	16"	NOPCB1516	\$990		NIB-2251V	\$156	
	16"	13"	NOPCB1613	\$990		NIB-2254V	\$156	
	16"	16"	NOPCB1616	\$990		NIB-2255V	\$156	
	16"	19"	NOPCB1619	\$990		NIB-2256V	\$156	

THORACIC SHAPE		Optima Carbon™ DEEP THORACIC BACK SUPPORT CARBON FIBER SHELL (WEIGHT SAVINGS – 1lb)						
	WIDTH	HEIGHT	MODEL # CARBON	RETAIL	✓	Repl. cover & foam	Retail	✓
	14"	13"	NOCFPCB1413	\$1,500		NIB-2246V	\$156	
	14"	16"	NOCFPCB1416	\$1,500		NIB-2247V	\$156	
	15"	13"	NOCFPCB1513	\$1,500		NIB-2250V	\$156	
	15"	16"	NOCFPCB1516	\$1,500		NIB-2251V	\$156	
	16"	13"	NOCFPCB1613	\$1,500		NIB-2254V	\$156	
	16"	16"	NOCFPCB1616	\$1,500		NIB-2255V	\$156	


THORACIC SHAPE		Xtend™ LOW HEIGHT ADJUSTABLE THORACIC BACK SUPPORT						
	xtend™	WIDTH	HEIGHT	RETAIL	✓	Repl. cover & foam	Retail	✓
	NHAACB(L)1213/17	12"	13-17"	\$870		NIB-2148V	\$156	
	NHAACB(L)1413/17	14"	13-17"	\$870		NIB-2149V	\$156	
	NHAACB(L)1613/17	16"	13-17"	\$870		NIB-2150V	\$156	

PLEASE NOTE: Each back will fit widths up to 2" wider.



ALL PRICES QUOTED IN CAD PRICES ARE SUBJECT TO CHANGE WITHOUT NOTICE.

For additional NXT models, sizes and hardware not shown, please refer to the complete NXT Seating Order Form at www.motioncomposites.com



BACK SUPPORT ACCESSORIES

	MODEL #	DESCRIPTION	FITS BACK WIDTH	RETAIL	QTY
	Custom - Cover	Optional Infection Control Wipe Down Back Support Cover	Specify back model # when ordering	\$246	
	NIB-1938	Extra Small Privacy Flap for 11" - 13" wide back supports	11" - 13" (27.9 - 33.0)	\$84	
	NIB-1078	Small Privacy Flap for 14"-16" wide back supports	14" - 16" (35.6-40.6 cm)	\$84	

MultiFit™ HEAD SUPPORT – MULTI-ADJUSTABLE PADS


	MODEL	Description	RETAIL	✓
	NIB-0784	10" x 5" Large Rectangular	\$246	
	NIB-0818	14" x 5" Extra-Large Rectangular	\$246	

MultiFit™ HEAD SUPPORT – FIXTURES

	MODEL	Description	RETAIL	✓
	NIB-0747	Multi-Axis Hardware	\$180	
	NIB-0823	Head Support Receiver Bracket	\$72	

EXTRA COVERS

Extra Outer smartx3D Cover



Extra Outer Incontinent Cover



ITEM	WIDTH X DEPTH	RETAIL	QTY
Extra Outer smartx ^{3D} Cover – For a cover up to 18" x 18"	NXCCBF _____ V	\$156	
Extra Outer Incontinent Cover – For a cover up to 18" x 18"	NXCCAF _____ V	\$156	

ALL PRICES QUOTED IN CAD PRICES ARE SUBJECT TO CHANGE WITHOUT NOTICE.

For additional NXT models, sizes and hardware not shown, please refer to the complete NXT Seating Order Form at www.motioncomposites.com