



Helio C2

ORDER FORM - USA

P.O. number: * _____ Date: _____

Company Name: * _____ Phone: * _____

Purchasing contact: * _____

Clinician/Sales rep/ATP: _____

Email: _____

Marked for: _____

Ship to: * _____

Name: _____

Address: _____

City: _____ State: _____

Zip Code: _____

Phone: _____

* Required MA082 English Manual (STD) MA089 Spanish Manual Taxes not included

MODEL										USD		
1	WC05	Ultralight Folding Carbon Fiber Helio C2 Wheelchair (265 lb weight capacity)								K0005	\$3 790	<input type="checkbox"/>
2	WC09	HD Heavy Duty package (350 lb weight capacity)									\$500	<input type="checkbox"/>
3	WC10	E-Motion adaptor Kit (2 adaptors) - Only necessary with 6" camber									\$30	<input type="checkbox"/>
4	SW	Seat width:	14" <input type="checkbox"/>	15" <input type="checkbox"/>	16" <input type="checkbox"/>	17" <input type="checkbox"/>	18" ¹ <input type="checkbox"/>	19" ¹ <input type="checkbox"/>		NC	<input type="checkbox"/>	
5	SW	Seat width:	20" ¹ <input type="checkbox"/>	21" ² <input type="checkbox"/>	22" ² <input type="checkbox"/>				E2201	\$495	<input type="checkbox"/>	
SEAT DEPTH												
6	SD	Seat depth:	14" <input type="checkbox"/>	15" <input type="checkbox"/>	16" <input type="checkbox"/>	17" <input type="checkbox"/>	18" <input type="checkbox"/>	19" <input type="checkbox"/>		NC	<input type="checkbox"/>	
7	SD	Seat depth:	20" <input type="checkbox"/>						E2203	\$475	<input type="checkbox"/>	

1 - Available with HD option 2 - Only available with HD option [3. Width calculator](#)

NEWTON ULTRALIGHT PACKAGE												
8	PK01	Includes: Carbon fiber angle adjustable footplates + Newton Gravity Ultralight rear wheels								Save \$235	\$480	<input type="checkbox"/>

C2 FRONT Seat-to-floor Height - Please select your choice

Forks / Position		3" caster			4" caster			5" caster			6" caster			7" caster			8" caster			
		Stem bolt Length			Stem bolt Length			Stem bolt Length			Stem bolt Length			Stem bolt Length			Stem bolt Length			
		STD	+1"	+2"	STD	+1"	+2"	STD	+1"	+2"	STD	+1"	+2"	STD	+1"	+2"	STD	+1"	+2"	
4"	P1	13	14	15	13 1/2	14 1/2	15 1/2													
	P2	13 1/2	14 1/2	15 1/2	14	15	16	14 1/2	15 1/2	16 1/2										
5"	P1																			
	P2				14	15	16	14 1/2	15 1/2	16 1/2										
	P3	14	15	16	14 1/2	15 1/2	16 1/2	15	16	17	15 1/2	16 1/2	17 1/2							
	P4	14 1/2	15 1/2	16 1/2	15	16	17	15 1/2	16 1/2	17 1/2	16	17	18	16 1/2	17 1/2	18 1/2				
7"	P1										16 1/2	17 1/2	18 1/2	17	18	19				
	P2									16 1/2	17 1/2	18 1/2	17	18	19	17 1/2	18 1/2	19 1/2		
	P3							17	18	19	17 1/2	18 1/2	19 1/2	18	19	20	18 1/2	19 1/2	20 1/2	
	P4	16 1/2	17 1/2	18 1/2	17	18	19	17 1/2	18 1/2	19 1/2	18	19	20	18 1/2	19 1/2	20 1/2	19	20	21	
	P5	17	18	19	17 1/2	18 1/2	19 1/2	18	19	20	18 1/2	19 1/2	20 1/2	19	20	21	19 1/2	20 1/2	21 1/2	

Height available +/- 1/4" (see stem bolt and fork combination at the end of the order form)

CASTERS												
9	CA01	Composite wheel w/ PU tire (1" width)	3" <input type="checkbox"/>	4" <input type="checkbox"/>	5" <input type="checkbox"/>	6" <input type="checkbox"/>	7" <input type="checkbox"/>	8" <input type="checkbox"/>		NC	<input type="checkbox"/>	
10	CA10	Pneumatic casters 6" x 1 1/4"							E2214/E2215	\$160	<input type="checkbox"/>	
11	CA11	Pneumatic casters 8" x 1 1/4"							E2214/E2215	\$160	<input type="checkbox"/>	
12	CA14	Newton UltraCaster Soft-Roll Composite	4" x 1 1/2"								\$80	<input type="checkbox"/>
13	CA15		5" x 1 1/2"								\$80	<input type="checkbox"/>
14	CA16		6" x 1 1/2"								\$80	<input type="checkbox"/>
15	CA17		4" x 1 1/2"								\$175	<input type="checkbox"/>
16	CA18	Newton UltraCaster Soft-Roll Aluminum	5" x 1 1/2"								\$185	<input type="checkbox"/>
17	CA19		6" x 1 1/2"								\$195	<input type="checkbox"/>
CASTER OPTIONS												
18	CA12	Caster Pin Locks (Available with +1" or +2" Stem bolt ONLY) ¹							K0073	\$295	<input type="checkbox"/>	
19	CA13	Carbon fiber Frog Legs suspension forks (Not available with caster pin locks)							E1015	\$475	<input type="checkbox"/>	

1 - Not available with WC-19

C2 - REAR Seat-to-floor Height

WHEEL SIZES	Height available	Specify desired height: _____
20" (451) wheel <input type="checkbox"/>	12 1/2 to 17 1/4	
22" (501) wheel <input type="checkbox"/>	13 1/2 to 18 1/4	
24" (540) wheel <input type="checkbox"/>	14 1/2 to 19 1/4	
25" (559) wheel <input type="checkbox"/>	15 to 19 3/4	
26" (590) wheel <input type="checkbox"/>	15 1/2 to 20 1/4	

Note: Tire size, center of gravity setting and seat slope may result in a variation of +/- 1/2" of selected seat to floor height"

Footrest												
SWING-IN/SWING-OUT FOOTREST												
20	FR03	60° Swing-in/swing-out footrest	13.5 - 17" <input type="checkbox"/>	14.5 - 19.5" <input type="checkbox"/>	15.5 - 20.5" <input type="checkbox"/>				Set at: *	NC	<input type="checkbox"/>	
21	FR04	70° Swing-in/swing-out footrest	13.5 - 17" <input type="checkbox"/>	14.5 - 19.5" <input type="checkbox"/>	15.5 - 20.5" <input type="checkbox"/>				Set at: *	NC	<input type="checkbox"/>	
22	FR15	80° Swing-in/swing-out footrest	13.5 - 16" <input type="checkbox"/>	14.5 - 19.5" <input type="checkbox"/>	15.5 - 20.5" <input type="checkbox"/>				Set at: *	NC	<input type="checkbox"/>	
23	FR06	90° swing-in/swing-out with front mount - Standard (no extension) ¹			7.5 - 11"				Set at: *	NC	<input type="checkbox"/>	
24	FR07	90° swing-in/swing-out with front mount - Short extension 2" ^{1,2}			9.5 - 13"				Set at: *	NC	<input type="checkbox"/>	
25	FR08	90° swing-in/swing-out with front mount - Medium extension 4" ^{1,2}			9.5 - 14.5"				Set at: *	NC	<input type="checkbox"/>	
FOOTREST OPTIONS												
26	FR09	High mount ³ (footplate attached to the hanger with clamps)		5 - 13.5" <input type="checkbox"/>					Set at: *	\$75	<input type="checkbox"/>	
27	FR10	Elevating legrest with calf pad, 14" - 22" Length adjustable ⁴		Left <input type="checkbox"/>	Right <input type="checkbox"/>				Set at:	E0990	\$240	<input type="checkbox"/>
28	FR99	Omit Footrest								NC	<input type="checkbox"/>	

1 - Available only with two pieces adjustable footplates 2 - May interfere with front casters 3 - Not available with front mount

* + or - 1/2"

4- The elevating legrest replace the footrest side selected

FOOTPLATES											
29	FP01	Standard - Composite ¹								STD	<input type="checkbox"/>
30	FP02	Newton adjustable angle - Composite							K0040	\$210	<input type="checkbox"/>
31	FP03	Newton adjustable angle - Aluminum							K0040	\$230	<input type="checkbox"/>
32	FP04	Newton adjustable angle - Carbon fiber (with rubber inserts)							K0040	\$415	<input type="checkbox"/>
33	FP06	One piece adjustable angle flip-up - Aluminum							K0040	\$190	<input type="checkbox"/>
34	FP07	One piece adjustable angle flip-up - Carbon fiber (with rubber inserts)							K0040	\$435	<input type="checkbox"/>
FOOTPLATE ACCESSORIES											
35	FP08	Length adjustable heel loop (not available with one piece footplate)							E0951	\$40	<input type="checkbox"/>
36	FP09	Calf strap							K0038	\$35	<input type="checkbox"/>
37	FP30	Bodypoint Aeromesh Padded calf strap							K0038	\$115	<input type="checkbox"/>

1- Not available with front mount

SWING AWAY RESIDUAL LIMB SUPPORT											
38	FR27	Residual limb support - flat 6"x8"		Left <input type="checkbox"/>	Right <input type="checkbox"/>				E1020	\$405	<input type="checkbox"/>
39	FR28	Residual limb support - flat 8"x10"		Left <input type="checkbox"/>	Right <input type="checkbox"/>				E1020	\$405	<input type="checkbox"/>
40	FR29	Residual limb support - flat 10"x10"		Left <input type="checkbox"/>	Right <input type="checkbox"/>				E1020	\$405	<input type="checkbox"/>
41	FR30	Residual limb support - flat 10"x14"		Left <input type="checkbox"/>	Right <input type="checkbox"/>				E1020	\$405	<input type="checkbox"/>
42	FR32	Residual limb support - contour 6"x8"		Left <input type="checkbox"/>	Right <input type="checkbox"/>				E1020	\$405	<input type="checkbox"/>
43	FR33	Residual limb support - contour 8"x10"		Left <input type="checkbox"/>	Right <input type="checkbox"/>				E1020	\$405	<input type="checkbox"/>

Backrest											
FIXED ANGLE AND HEIGHT ADJUSTABLE BACK WITH PUSH HANDLE OPTION											
44	BC06	Straight Carbon fiber back cane	9 - 12" <input type="checkbox"/>	12 - 15" <input type="checkbox"/>	15 - 18" <input type="checkbox"/>	18 - 21" STD <input type="checkbox"/>			NC	<input type="checkbox"/>	
45	BC08	8° Bend Carbon fiber back cane		13 ½ - 15" <input type="checkbox"/>	15 - 18" <input type="checkbox"/>	18 - 21" STD <input type="checkbox"/>			\$50	<input type="checkbox"/>	
ANGLE AND HEIGHT ADJUSTABLE BACK WITH PUSH HANDLE OPTION											
46	BC09	Straight Carbon fiber back cane		12 - 15" <input type="checkbox"/>	15 - 18" <input type="checkbox"/>	18 - 21" STD <input type="checkbox"/>			\$200	<input type="checkbox"/>	
47	BC10	8° bend Carbon fiber back cane		13 ½ - 15" <input type="checkbox"/>	15 - 18" <input type="checkbox"/>	18 - 21" STD <input type="checkbox"/>			\$250	<input type="checkbox"/>	
48		Select back cane angle:	85° ¹ <input type="checkbox"/>	90° <input type="checkbox"/>	95° STD <input type="checkbox"/>	100° <input type="checkbox"/>	105° <input type="checkbox"/>	110° <input type="checkbox"/>			
Set height to: ²		(measured from seat sling to top of back upholstery)									
PUSH HANDLE OPTIONS											
49	PH01	Push handles							STD	<input type="checkbox"/>	
50	PH05	Folding push handles ^{3,5}							\$120	<input type="checkbox"/>	
51	PH06	clamp on height adjustable push handle ^{3,4,5}	9 - 20" STD <input type="checkbox"/>	9-23" <input type="checkbox"/>					\$300	<input type="checkbox"/>	
52	PH02	Omit push handles							NC	<input type="checkbox"/>	

1 - Not available with a 8 degree bend cane 2 - If not indicated, default height setting is at the lowest position 3 - 265 pounds weight limit

4 - Not compatible with swing away armrests, 8° bend back canes and amputee axle plates

5 - Not compatible with stroller handle, stabilizer bar, headrest and attendant lock

STROLLER HANDLE AND STABILIZER BAR ¹ (only available with push handle)										
53	PH04	Stroller handle (not available with the HD option)						K0108	\$160	<input type="checkbox"/>
54	PH03	Newton folding stabilizer bar							\$250	<input type="checkbox"/>

1 - Stroller handle and stabilizer bar can't be combined

BACK UPHOLSTERY										
55	BH07	Slip-on Active-Mesh back upholstery							STD	<input type="checkbox"/>
56	BH08	Adjustable tension Active-Mesh back upholstery						E2611	\$300	<input type="checkbox"/>
57	BH99	Omit Back upholstery							NC	<input type="checkbox"/>

SEAT CUSHION										
58	SC01	2" Cushion							\$165	<input type="checkbox"/>
59	SC02	3" Cushion							\$185	<input type="checkbox"/>
60	SC99	Omit seat cushion							STD	<input type="checkbox"/>

Rear wheels											
ONE ARM DRIVE ¹ Only available with Newton One rear wheels with Aluminum, Plastic coated Handrims											
61	HR22	One arm drive ^{2,3}	24"	left <input type="checkbox"/>	right <input type="checkbox"/>				\$1 395	<input type="checkbox"/>	
62	HR98	Omit handrim on opposite side of the One Arm Drive (OAD)							NC	<input type="checkbox"/>	
REAR WHEELS											
63	RW01	Mag ⁴	20" <input type="checkbox"/>	22" <input type="checkbox"/>	24" <input type="checkbox"/>				\$50	<input type="checkbox"/>	
64	RW02	Newton One - spoke wheel ⁵	20" <input type="checkbox"/>	22" <input type="checkbox"/>	24" <input type="checkbox"/>				NC	<input type="checkbox"/>	
65	RW03	Newton Gravity - ultralight wheel	20" <input type="checkbox"/>	22" <input type="checkbox"/>	24" <input type="checkbox"/>	25" <input type="checkbox"/>	26" <input type="checkbox"/>		\$300	<input type="checkbox"/>	
66	RW04	Spinergy Spox		22" <input type="checkbox"/>	24" <input type="checkbox"/>	25" <input type="checkbox"/>	26" <input type="checkbox"/>		\$795	<input type="checkbox"/>	
67		Spinergy Spox spokes colors ⁶	Blk STD <input type="checkbox"/>	Wht <input type="checkbox"/>	Blue <input type="checkbox"/>	Red <input type="checkbox"/>	Yel <input type="checkbox"/>		NC	<input type="checkbox"/>	
68	RW05	Spinergy LX		22" <input type="checkbox"/>	24" <input type="checkbox"/>	25" <input type="checkbox"/>	26" <input type="checkbox"/>		\$995	<input type="checkbox"/>	
69		Spinergy LX spokes colors ⁶	Blk STD <input type="checkbox"/>	Pur <input type="checkbox"/>	Wht <input type="checkbox"/>	Blue <input type="checkbox"/>	Red <input type="checkbox"/>	Yel <input type="checkbox"/>	Pink <input type="checkbox"/>	Grn <input type="checkbox"/>	Org <input type="checkbox"/>
70	RW07	Spinergy CLX Carbon Blade ⁵			24" <input type="checkbox"/>	25" <input type="checkbox"/>			\$1 480	<input type="checkbox"/>	
71		Spinergy CLX spokes colors ⁶	Blk STD <input type="checkbox"/>	Pur <input type="checkbox"/>	Wht <input type="checkbox"/>	Blue <input type="checkbox"/>	Red <input type="checkbox"/>	Yel <input type="checkbox"/>	Pink <input type="checkbox"/>	Grn <input type="checkbox"/>	Org <input type="checkbox"/>
TIRES Available											
72	TI01	Soft Urethane 1 1/4 "				20", 22" 24"			E2218	STD	<input type="checkbox"/>
73	TI02	Soft Urethane knobby 1 3/8 "				22", 24", 25", 26"			E2218	\$95	<input type="checkbox"/>
74	TI04	Soft Urethane - Shox 1"				22", 24", 25", 26"			E2218	\$115	<input type="checkbox"/>
75	TI05	Pneumatic 1 3/8 "				20", 22", 24", 25", 26"			E2211/E2212	NC	<input type="checkbox"/>
76	TI08	Pneumatic with Airless insert 1 3/8" ⁷				22", 24", 26"			E2211/E2213	\$80	<input type="checkbox"/>
77	TI06	Pneumatic HP - 1"				20", 22", 24", 25", 26"			E2211/E2212	\$95	<input type="checkbox"/>
78	TI07	Pneumatic HP - Schwalbe Marathon Plus 1"				24", 25", 26"			E2211/E2212	\$125	<input type="checkbox"/>

1 - Offered with handrims on each side of the wheelchair

2 - Only standard handrim position available

3 - Not available with HD option

4 - Not compatible with HP tires ; Only available with aluminum or plastic coated handrim in standard position

5 - Not compatible with Shox tires

6 - Colour spokes require an additional 10 days lead-time

7-Only available with Mag, Newton One and Newton Gravity rear wheels

Handrims

HANDRIM					
79	HR01	Aluminum anodized			STD <input type="checkbox"/>
80	HR61	Aluminum black hard anodized ^{1,3}		New	\$60 <input type="checkbox"/>
81	HR02	Plastic coated ²			\$95 <input type="checkbox"/>
82	HR03	Q-Grip High friction Neoprene coated ^{2,3,4}			\$350 <input type="checkbox"/>
83	HR07	Newton Air Grip ³ Black <input type="checkbox"/>			\$95 <input type="checkbox"/>
84	HR	Newton Air Grip ³ (08) Sunkissed Orange <input type="checkbox"/> (09) Burgundy <input type="checkbox"/> (10) Sapphire Blue <input type="checkbox"/>			\$240 <input type="checkbox"/>
		(11) Monster Green <input type="checkbox"/> (12) Charcoal <input type="checkbox"/> (13) Fuchsia <input type="checkbox"/> (14) Steel Blue <input type="checkbox"/> (15) Ferrari Red <input type="checkbox"/> (16) Acid Green <input type="checkbox"/> (17) White <input type="checkbox"/> (18) Sky Blue <input type="checkbox"/>			
85	HR28	Surge ^{2,3,4} (1-1/2" Oval handrim w/ Gripton high friction strip)			\$375 <input type="checkbox"/>
86	HR05	Surge LT ^{2,3,4} (1-1/8" Oval handrim w/ Gripton high friction strip)			\$405 <input type="checkbox"/>
87	HR04	Natural Fit ^{2,3,4}			\$310 <input type="checkbox"/>
88	HR99	Omit handrim			NC <input type="checkbox"/>

1 - Not available in 26" 2 - Only standard handrim position available 3 - Not available with Mag wheels or OAD 4 - Not available in 20"

Handrims option

Assembly position for aluminum and Newton AirGrip handrims					
89	HR29	Standard Handrim position	Full tab		STD <input type="checkbox"/>
90	HR30	Narrow Handrim position	Short tab 2 positions		\$25 <input type="checkbox"/>
91	HR31	Super Narrow Handrim	Short tab 2 positions STD <input type="checkbox"/> Short tab 1 position <input type="checkbox"/>		\$25 <input type="checkbox"/>
Thumb piece ⁴ selection for Natural Fit handrims					
92	HR23	Standard grip			\$85 <input type="checkbox"/>
93	HR27	Super grip			\$140 <input type="checkbox"/>
94	HR099	Omit thumb piece			NC <input type="checkbox"/>

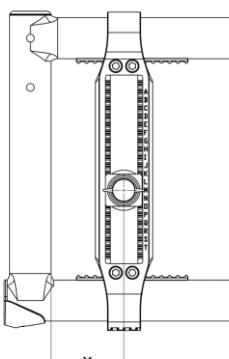
4 - Compatible with Surge, Surge LT handrims

AXLE ¹					
95	AX01	Quick release axle			STD <input type="checkbox"/>
96	AX02	Permanent axle			NC <input type="checkbox"/>
97	AX03	Quad release axle		K0108	\$125 <input type="checkbox"/>
AXLE PLATE					
98	AX04	Amputee adjustable axle plate ²		E0959	\$195 <input type="checkbox"/>

1 - Not available with one arm drive 2 - May interfere with swing away armrest and limit seat to floor height available

REAR WHEEL CAMBER					
99	CM00	0° camber			NC <input type="checkbox"/>
100	CM03	3° camber			NC <input type="checkbox"/>
101	CM06	6° camber (not available with amputee axle plate)			\$150 <input type="checkbox"/>

CENTER OF GRAVITY



Choose position of rear wheel axle plate:

Measure distance X from front of back post to center of axle receiver.

Most stable								Most responsive							
1"	1/4"	1/2"	3/4"	2"	1/4"	1/2"	3/4"	3"	1/4"	1/2"	3/4"	4"			
<input type="checkbox"/>	<input type="checkbox"/>	<input type="checkbox"/>	<input type="checkbox"/>	<input type="checkbox"/>	<input type="checkbox"/>	<input type="checkbox"/>	<input type="checkbox"/>	<input type="checkbox"/>	<input type="checkbox"/>	<input type="checkbox"/>	<input type="checkbox"/>	<input type="checkbox"/>	<input type="checkbox"/>		

If not indicated, default setting is at 1.5"

Possible conflict between a seat depth under 16" and a center of gravity over 2.5".

Possible conflict between a 26" rear wheel and a center of gravity over 2.5".

If a configuration issue arises due to the choice of the Center Of Gravity (COG) Motion Composites reserves the right to reduce or increase the COG to the closest position.

WHEEL LOCK					
102	WL08	Newton Wheel lock - push to lock			STD <input type="checkbox"/>
103	WL02	Pull to lock			NC <input type="checkbox"/>
104	WL04	Newton Grade aid push to lock (suggested with pneumatic or high pressure tire)		E0974	\$150 <input type="checkbox"/>
105	WL13 WL14	6" removable extension handle		E0961	\$75 <input type="checkbox"/>
106	WL05	Scissor Lock			\$140 <input type="checkbox"/>
107	WL06	Attendant Lock (additional set of wheel lock mounted to the back)			\$200 <input type="checkbox"/>
108	WL99	Omit wheel locks			NC <input type="checkbox"/>

Armrest									
FLIP BACK ARMREST (Convertible to "T" armrest) ^{1,4}			Height Adjustment			Removable function			
109	AR01	10" Desk length arm pad	8 - 12" STD <input type="checkbox"/>	10 - 14" <input type="checkbox"/>	Locked <input type="checkbox"/>	Unlocked <input type="checkbox"/> STD	E0973	\$350	<input type="checkbox"/>
110	AR02	14" Full length arm pad	8 - 12" STD <input type="checkbox"/>	10 - 14" <input type="checkbox"/>	Locked <input type="checkbox"/>	Unlocked <input type="checkbox"/> STD	E0973	\$350	<input type="checkbox"/>
"T" ARMREST ¹			Height Adjustment						
111	AR03	10" Desk length arm pad	8 - 12" STD <input type="checkbox"/>	10 - 14" <input type="checkbox"/>			E0973	\$325	<input type="checkbox"/>
112	AR04	14" Full length arm pad	8 - 12" STD <input type="checkbox"/>	10 - 14" <input type="checkbox"/>			E0973	\$325	<input type="checkbox"/>
SWING AWAY ARMREST ^{2,4}			Height Adjustment						
114	AR05	Tubular arm pad	8 - 11"				E0973	\$225	<input type="checkbox"/>
115	AR06	10" Desk length arm pad	8 - 11"				E0973	\$225	<input type="checkbox"/>
GEL ARM PAD ³									
113	AR12	14" Full Length Arm Pad - Gel Ovation					SEAND0030	\$150	<input type="checkbox"/>
116	AR99	Omit armrest						NC	<input type="checkbox"/>

1 - May have a 1/2" adjustment restriction on both limits of the range 2 - Could interfere with some rigid back rests 3 - Not available with swing away armrest; 4 - Not available with attendant lock

SIDE GUARDS (not available with Flip Back and "T" Armrest)									
117	SG01	Plastic side guards (removable)						\$195	<input type="checkbox"/>
118	SG02	Carbon fiber side guards (fixed) ¹						\$250	<input type="checkbox"/>
119	SG03	Carbon fiber side guards (removable)						\$290	<input type="checkbox"/>
120	SG06	Plastic fender side guards (removable) ²						\$270	<input type="checkbox"/>
121	SG04	Carbon fiber fender side guards (removable)						\$540	<input type="checkbox"/>
122	SG99	Omit side guard						NC	<input type="checkbox"/>
SIDE GUARDS OPTION									
123	SG07	Side guards clip (pair) ³						NC	<input type="checkbox"/>

1 - Not available with back upholstery 2 - Not compatible with 20" and 22" rear wheels 3 - Not available with fixed carbon fiber side guard

POSITIONING BELT									
124	SB01	Velcro adjustable	Standard 35" <input type="checkbox"/>	Long 60" <input type="checkbox"/>			E0978	\$45	<input type="checkbox"/>
125	SB02	Auto buckle	Standard 35" <input type="checkbox"/>	Long 60" <input type="checkbox"/>			E0978	\$85	<input type="checkbox"/>
126	SB07	Hardware attachment for 2 point seatbelt (1 pair)						NC	<input type="checkbox"/>
127	SB03	Additional hardware for 2 extra attachment points (needed for the 4 point seat belt) (1 pair)						\$15	<input type="checkbox"/>
128	SB04	BodyPoint Hip Belt - 2 point not padded		Medium 56" <input type="checkbox"/>	Long 61" <input type="checkbox"/>		E0978	\$80	<input type="checkbox"/>
129	SB05	BodyPoint Hip Belt - 2 point padded	Small 51" <input type="checkbox"/>	Medium 56" <input type="checkbox"/>	Long 61" <input type="checkbox"/>		E0978	\$170	<input type="checkbox"/>
130	SB06	BodyPoint Hip Belt - 4 point padded	Small 51" <input type="checkbox"/>	Medium 56" <input type="checkbox"/>	Long 61" <input type="checkbox"/>		E0978	\$190	<input type="checkbox"/>
131	SB08	BodyPoint EVOFLEX® Positioning Belt Rehab latch and Band Clamps		Medium 18" <input type="checkbox"/>	Long 24" <input type="checkbox"/>		E0978	\$285	<input type="checkbox"/>
132	SB99	Omit positioning belt						STD	<input type="checkbox"/>

HEADREST ¹									
133	AC01	Profiled Headrest	Small (3.5"x6") <input type="checkbox"/>	Medium (4.5"x7") <input type="checkbox"/>	Large (5.5"x8") <input type="checkbox"/>		E0955	\$180	<input type="checkbox"/>
134	AC28	Headrest mounting hardware with removable non folding stabilizer bar					E1028	\$295	<input type="checkbox"/>

1 - Only available with push handles - Not available with a stroller handle or a folding stabiliser bar

ACCESSORIES												
135	AC03	Anti tippers							E0971	\$140	<input type="checkbox"/>	
136	AC29	Swing-away anti-tippers ¹	Left <input type="checkbox"/>	Right <input type="checkbox"/>				New		\$150	<input type="checkbox"/>	
137	AC27	Tip assist ²								\$60	<input type="checkbox"/>	
138	AC04	Transit Tie Down (Unoccupied)								NC	<input type="checkbox"/>	
139	AC05	WC-19 Transit Tie Down w/Q'straint belt ³	Short belt 20-41" <input type="checkbox"/>	Long belt 20-46" <input type="checkbox"/>						\$320	<input type="checkbox"/>	
140	AC06	Cane carrier	Left <input type="checkbox"/>	Right <input type="checkbox"/>					E2207	\$195	<input type="checkbox"/>	
141	AC07	Oxygen tank holder - D and E Type <i>Not compatible with swing away armrest or amputee axle plate</i>	Left <input type="checkbox"/>						E2208	\$310	<input type="checkbox"/>	
142	AC08	Spoke guards ⁴	Available: 20", 22", 24", 26"							K0065	\$115	<input type="checkbox"/>
143	AC09	Footrest neoprene impact guard (pair) - Black							K0108	\$90	<input type="checkbox"/>	
144	AC10	Seat pouch								\$75	<input type="checkbox"/>	
145	AC30	Newton sanitizing multi-purpose pouch						New		\$58	<input type="checkbox"/>	
146	AC26	BodyPoint Mobility Bag								\$125	<input type="checkbox"/>	
147	AC23	Newton Backpack								\$120	<input type="checkbox"/>	
148	AC12	Velcro Closing Strap								\$50	<input type="checkbox"/>	
149	AC13	Tool kit								\$45	<input type="checkbox"/>	
150	AC16	Motion Composites Polo Shirt	W/S <input type="checkbox"/>	W/M <input type="checkbox"/>	W/L <input type="checkbox"/>					\$32	<input type="checkbox"/>	
			M/S <input type="checkbox"/>	M/M <input type="checkbox"/>	M/L <input type="checkbox"/>	M/XL <input type="checkbox"/>	M/XXL <input type="checkbox"/>	M/XXXL <input type="checkbox"/>	M/XXXXL <input type="checkbox"/>			
151	AC15	Military Patches	Army <input type="checkbox"/>	Navy <input type="checkbox"/>	Air Force <input type="checkbox"/>	Marines <input type="checkbox"/>	Coast Guard <input type="checkbox"/>			\$90	<input type="checkbox"/>	
152	AC15	Combat Wounded Purple Heart Patch								\$90	<input type="checkbox"/>	

1- Must select the pair (left and right) with HD option

2 - Cannot be combined with Anti Tippers

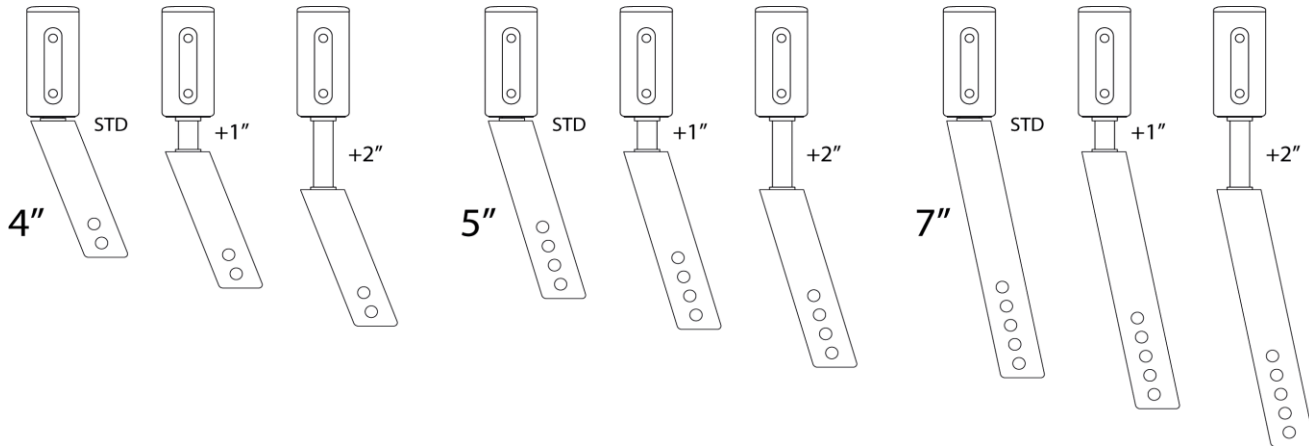
3 - May interfere with swing away armrest and Clamp on height adjustable push handle; Not available with HD option

4 - Not available with Mag wheels and Spinergy

FRAME COLOR												
153	FC01	Carbon Fiber Black <input type="checkbox"/>								NC	<input type="checkbox"/>	
154	FC	(03) Sunkissed Orange <input type="checkbox"/>	(04) Burgundy <input type="checkbox"/>	(05) Sapphire Blue <input type="checkbox"/>	(06) Monster Green <input type="checkbox"/>					NC	<input type="checkbox"/>	
		(07) Charcoal <input type="checkbox"/>	(08) Fuchsia <input type="checkbox"/>	(09) Steel Blue <input type="checkbox"/>	(17) Ferrari Red <input type="checkbox"/>	(18) Acid Green <input type="checkbox"/>						
155	FC99	Custom Color	Specify PPG Paintit color:							Additional 10 days lead-time	\$360	<input type="checkbox"/>

TOTAL


Fork and Stem bolt combinations




Notes :




BioFit™ CUSHION

 HCPCS CODE: E2607-E2608	BioFit™	Fits Width	Depth	\$	✓	<th>BioFit™</th> <th>Fits Width</th> <th>Depth</th> <th>\$</th> <th>✓</th>	BioFit™	Fits Width	Depth	\$	✓
	NXCABF1616	15"-16"	16"	425			NXCABF2016	19"-20"	16"	425	
	NXCABF1618	15"-16"	18"	425			NXCABF2018	19",-20"	18"	425	
	NXCABF1620	15"-16"	20"	425			NXCABF2020	19"-20"	20"	425	
	NXCABF1816	17"-18"	16"	425			NXCABF2216	21"-22"	16"	455	
	NXCABF1818	17"-18"	18"	425			NXCABF2218	21"-22"	18"	455	
	NXCABF1820	17"-18"	20"	425			NXCABF2220	21"-22"	20"	455	


Optima™ THORACIC BACK SUPPORT

 HCPCS CODE: E2620-E2621	Optima™	Fits Width	Height	\$	✓
	NOACB1613	16"-18"	13"	660	
	NOACB1616	16"-18"	16"	660	
	NOACB1619	16"-18"	19"	660	
	NOACB1813	18"-20"	13"	660	
	NOACB1816	18"-20"	16"	660	
	NOACB1819	18"-20"	19"	660	
	NOACB2016	20"-22"	16"	660	
	NOACB2019	20"-22"	19"	660	
	NOACB2213	22"-24"	13"	710	
	NOACB2216	22"--24"	16"	710	
	NOACB2219	22"-24"	19"	710	


Optima™ DEEP THORACIC BACK SUPPORT

 HCPCS CODE: E2620-E2621	Optima™ DEEP	Fits Width	Height	\$	✓
	NOPCB1616	16"-18"	16"	660	
	NOPCB1619	16"-18"	19"	660	
	NOPCB1816	18"-20"	16"	660	
	NOPCB1819	18"-20"	19"	660	
	NOPCB2016	20"-22"	16"	660	
	NOPCB2019	20"-22"	19"	660	
	NOPCB2213	22"-24"	13"	710	
	NOPCB2216	22"-24"	16"	710	
	NOPCB2219	22"-24"	19"	710	


Xtend™ HEIGHT ADJUSTABLE THORACIC BACK SUPPORT

 HCPCS CODE: E2620-E2621	Xtend™	Fits Width	Height	\$	✓
	NHAACB1616/20	16"-18"	16"-20"	660	
	NHAACB1816/20	18"-20"	16"-20"	660	
	NHAACB2016/20	20"-22"	16"-20"	660	
	NHAACB2216/20	22"-24"	16"-20"	710	


Xtend™ DEEP HEIGHT ADJUSTABLE THORACIC BACK SUPPORT

 HCPCS CODE: E2620-E2621	Xtend™ DEEP	Fits Width	Height	\$	✓
	NHAACB1616/20	16"-18"	16"-20"	660	
	NHAACB1816/20	18"-20"	16"-20"	660	
	NHAACB2016/20	20"-22"	16"-20"	660	
	NHAPCB2216/20	22"-24"	16"-20"	710	



Classic™ PELVIC BACK SUPPORT

 HCPCS CODE: E2620-E2621	Classic™	Fits Width	Height	\$	✓
	NACB1616	16"-18"	16"	660	
	NACB1618	16"-18"	18"	660	
	NACB1816	18"-20"	16"	660	
	NACB1818	18"-20"	18"	660	
	NACB1820	18"-20"	20"	660	
	NACB2020	20"-22"	20"	660	
	NACB2216	22"-24"	16"	710	
	NACB2218	22"-24"	18"	710	
	NACB2220	22"-24"	20"	710	



Classic™ DEEP PELVIC BACK SUPPORT

 HCPCS CODE: E2620-E2621	Classic™ DEEP	Fits Width	Height	\$	✓
	NPCB1616	16"-18"	16"	660	
	NPCB1618	16"-18"	18"	660	
	NPCB1818	18"-20"	18"	660	
	NPCB1820	18"-20"	20"	660	
	NPCB2020	20"-22"	20"	660	
	NPCB2216	22"-24"	16"	710	
	NPCB2218	22"-24"	18"	710	
	NPCB2220	22"-24"	20"	710	

MultiFit™ HEAD SUPPORT – MULTI-ADJUSTABLE PADS

 HCPCS CODE: E0955	 HCPCS CODE: E0955
Model #NIB-0784	Model # NIB-0818
10" x 5" Large Rectangular	14" x 5" Extra-Large Rectangular
\$ 195	\$ 195

MultiFit™ HEAD SUPPORT – FIXTURES

	
Model #NIB-0747	Model # NIB-0823
Multi-Axis Hardware	Head Support Receiver Bracket
\$ 145	\$ 55

ALL PRICES QUOTED IN USD. PRICES ARE SUBJECT TO CHANGE WITHOUT NOTICE.

For additional NXT models, sizes and hardware not shown, please refer to the complete NXT Seating Order Form at www.motioncomposites.com