



Helio C2
 ORDER FORM - USA

1- Purchasing information

P.O. number:* _____ Date: _____

Company Name:* _____

Purchasing contact:* _____

Phone:* _____

Email:* _____

Contact preference:* Phone Email

Marked for: _____

3- Shipping information

Ship to:* _____

Name: _____

Address: _____

City: _____ State: _____

Zip Code: _____

Phone: _____

2- ATP/Clinician information

ATP/Clinician:* _____

Phone:* _____

Email:* _____

Contact preference:* Phone Email

		MA082 <input type="checkbox"/>	MA089 <input type="checkbox"/>	Taxes not included						
		English Manual (STD)	Spanish Manual	USD						
MODEL										
WC05	<input type="checkbox"/>	Ultralight Folding Carbon Fiber Helio C2 Wheelchair (265 lb weight capacity)		K0005	\$4,690					
WC09	<input type="checkbox"/>	HD Heavy Duty package (350 lb weight capacity) ⁵			\$550					
FRAME										
SEAT WIDTH										
SW	<input type="checkbox"/>	14" <input type="checkbox"/>	15" <input type="checkbox"/>	16" <input type="checkbox"/>	17" <input type="checkbox"/>	18" ¹ <input type="checkbox"/>	19" ¹ <input type="checkbox"/>			NC
	<input type="checkbox"/>	20" ¹ <input type="checkbox"/>		21" ² <input type="checkbox"/>	22" ² <input type="checkbox"/>			E2201		\$525
SEAT DEPTH										
SD	<input type="checkbox"/>	14" <input type="checkbox"/>	15" <input type="checkbox"/>	16" <input type="checkbox"/>	17" <input type="checkbox"/>	18" <input type="checkbox"/>	19" <input type="checkbox"/>			NC
	<input type="checkbox"/>	20" <input type="checkbox"/>						E2203		\$575
FRAME LENGTH ⁶										
SP01	<input type="checkbox"/>	Standard frame length configuration								STD
SP02	<input type="checkbox"/>	Frame length 1" longer than standard configuration								NC
SP03	<input type="checkbox"/>	Frame length 2" longer than standard configuration								NC
SP04	<input type="checkbox"/>	Frame length 1" shorter than standard configuration								NC
SP05	<input type="checkbox"/>	Frame length 2" shorter than standard configuration								NC
TRANSIT TIE DOWN										
AC04	<input type="checkbox"/>	Transit Tie Down (Unoccupied)								NC
AC05-S	<input type="checkbox"/>	WC-19 Transit Tie Down w/Q'straint belt ⁴ Short belt 20"-41"								\$365
AC05-L	<input type="checkbox"/>	WC-19 Transit Tie Down w/Q'straint belt ⁴ Long belt 20"-46"								\$365
AC35	<input type="checkbox"/>	WC-19 Transit Tie Down without belt ⁴								\$350

1- Available with HD option; 2- Only available with HD option
 4- May interfere with swing away armrest and Clamp on height adjustable push handle; Not available with HD option
 5- HD fee is required for clients weighing 300-350 lbs
 6- See chart on page 7

[3. Width calculator](#)



		PACKAGES			
PK01	<input type="checkbox"/>	Newton Ultralight Package (include: Carbon fiber angle adjustable footplates + Newton Gravity Ultralight rear wheels)		Save \$275	\$530
VP01	<input type="checkbox"/>	Vision Package: Orange accent added to point of contact accessories including: footrest latches, "T" and flip back armrest button cap, 6" Push to lock extension and rubber inserts on Newton composite angle adjustable footplates ¹		K0108	\$95

1- Please select footplates, footrest, armrest, push to lock wheel lock and the extensions in the appropriate sections; To know the compatible parts, look for this logo *VP01; Recommended with black chair; See picture of the product on page 6.

C2 FRONT Seat-to-floor Height - Please select your choice

Forks / Position	3" caster			4" caster			5" caster			6" caster			7" caster			8" caster			
	Stem bolt Length			Stem bolt Length			Stem bolt Length			Stem bolt Length			Stem bolt Length			Stem bolt Length			
	STD	+1"	+2"	STD	+1"	+2"	STD	+1"	+2"	STD	+1"	+2"	STD	+1"	+2"	STD	+1"	+2"	
4"	P1	13"	14"	15"	13 1/2"	14 1/2"	15 1/2"												
	P2	13 1/2"	14 1/2"	15 1/2"	14"	15"	16"	14 1/2"	15 1/2"	16 1/2"									
5"	P1																		
	P2				14"	15"	16"	14 1/2"	15 1/2"	16 1/2"									
	P3	14"	15"	16"	14 1/2"	15 1/2"	16 1/2"	15"	16"	17"	15 1/2"	16 1/2"	17 1/2"						
	P4	14 1/2"	15 1/2"	16 1/2"	15"	16"	17"	15 1/2"	16 1/2"	17 1/2"	16"	17"	18"	16 1/2"	17 1/2"	18 1/2"			
7"	P1										16 1/2"	17 1/2"	18 1/2"	17"	18"	19"			
	P2									16 1/2"	17 1/2"	18 1/2"	17"	18"	19"	17 1/2"	18 1/2"	19 1/2"	
	P3									17"	18"	19"	17 1/2"	18 1/2"	19 1/2"	18"	19"	20"	
	P4	16 1/2"	17 1/2"	18 1/2"	17"	18"	19"	17 1/2"	18 1/2"	19 1/2"	18"	19"	20"	18 1/2"	19 1/2"	20 1/2"	19"	20"	21"
	P5	17"	18"	19"	17 1/2"	18 1/2"	19 1/2"	18"	19"	20"	18 1/2"	19 1/2"	20 1/2"	19"	20"	21"	19 1/2"	20 1/2"	21 1/2"
Froglegs	P1				14 1/2"	15 1/2"	16 1/2"												
	P2	14 1/2"	15 1/2"	16 1/2"	15"	16"	17"	15 1/2"	16 1/2"	17 1/2"									
	P3	15"	16"	17"	15 1/2"	16 1/2"	17 1/2"	16"	17"	18"	16 1/2"	17 1/2"	18 1/2"						

Height available +/- 1/4" (see stem bolt and fork combination at the end of the order form)

FRONT WHEELS			
CASTERS			Available
CA01-03 to CA01-08	<input type="checkbox"/>	Composite wheel w/ PU tire (1")	3", 4", 5", 6", 7", 8" NC
CA10 to CA11	<input type="checkbox"/>	Pneumatic casters (1 1/4")	6", 8" E2214/E2215 \$165
CA14 to CA16	<input type="checkbox"/>	Newton UltraCaster Composite (1 1/2")	4", 5", 6" \$95
CA17 to CA19	<input type="checkbox"/>	Newton UltraCaster Aluminum (1 1/2")	4", 5", 6" \$215
CASTER OPTIONS			
CA12	<input type="checkbox"/>	Caster Pin Locks (Available with +1" or +2" Stem bolt ONLY) ¹	K0073 \$300
CA13	<input type="checkbox"/>	Carbon fiber Frog Legs suspension forks (Not available with caster pin locks)	E1015 \$490

1- Not available with WC-19

C2 - REAR Seat-to-floor Height

WHEEL SIZES		Height available	Specify desired height: _____
<input type="checkbox"/>	20" (451) wheel	12 1/2 to 17 1/4	
<input type="checkbox"/>	22" (501) wheel	13 1/2 to 18 1/4	
<input type="checkbox"/>	24" (540) wheel	14 1/2 to 19 1/4	
<input type="checkbox"/>	25" (559) wheel	15 to 19 3/4	
<input type="checkbox"/>	26" (590) wheel	15 1/2 to 20 1/4	

Note: Tire size, center of gravity setting and seat slope may result in a variation of +/- 1/2" of selected seat to floor height"

REAR WHEELS							
ONE ARM DRIVE ¹		<i>Only available with Newton One rear wheels, permanent axles, 0° camber</i>					
HR22	<input type="checkbox"/>	One arm drive - aluminum inner handrim ²	Left <input type="checkbox"/>	Right <input type="checkbox"/>		E0958	\$1,495
HR60	<input type="checkbox"/>	One arm drive - plastic coated inner handrim ²	Left <input type="checkbox"/>	Right <input type="checkbox"/>		E0958	\$1,600
HR98	<input type="checkbox"/>	Omit handrim on opposite side of the One Arm Drive (OAD)					NC
REAR WHEELS					Available		
RW01	<input type="checkbox"/>	Mag ³			20", 22" 24"		\$57
RW02	<input type="checkbox"/>	Newton One - spoke wheel ⁴			20", 22" 24"		NC
RW03	<input type="checkbox"/>	Newton Gravity - ultralight wheel			20", 22", 24", 25", 26"		\$360
RW04	<input type="checkbox"/>	Spinergy Spox	Blk STD <input type="checkbox"/>	Wht ⁵ <input type="checkbox"/> Blue ⁵ <input type="checkbox"/> Red ⁵ <input type="checkbox"/> Yel ⁵ <input type="checkbox"/>		22", 24", 25", 26"	\$915
RW05	<input type="checkbox"/>	Spinergy LX	Blk STD <input type="checkbox"/> Pur ⁵ <input type="checkbox"/>	Wht ⁵ <input type="checkbox"/> Blue ⁵ <input type="checkbox"/> Red ⁵ <input type="checkbox"/> Yel ⁵ <input type="checkbox"/> Pink ⁵ <input type="checkbox"/> Grn ⁵ <input type="checkbox"/> Org ⁵ <input type="checkbox"/>		22", 24", 25", 26"	\$1,145
RW07	<input type="checkbox"/>	Spinergy CLX ⁶	Blk STD <input type="checkbox"/> Pur ⁵ <input type="checkbox"/>	Wht ⁵ <input type="checkbox"/> Blue ⁵ <input type="checkbox"/> Red ⁵ <input type="checkbox"/> Yel ⁵ <input type="checkbox"/> Pink ⁵ <input type="checkbox"/> Grn ⁵ <input type="checkbox"/> Org ⁵ <input type="checkbox"/>		24", 25"	\$1,625
TIRES					Available		
AIRLESS							
TI01	<input type="checkbox"/>	Soft Urethane 1 3/8" - Low Tread, black ⁹			20", 22" 24"	E2218	STD
TI02	<input type="checkbox"/>	Soft Urethane 1 3/8" - Medium Tread, black ^{7,9}			22", 24", 25", 26"	E2218	\$97
TI04	<input type="checkbox"/>	Soft Urethane 1" - No tread, black - Shox			22", 24", 25", 26"	E2218	\$118
TI08	<input type="checkbox"/>	Pneumatic Airless insert 1 3/8" - Medium Tread ⁸			22", 24", 26"	E2211/E2213	\$95
PNEUMATIC							
TI05	<input type="checkbox"/>	Pneumatic 1 3/8" - Medium Tread ⁹			20", 22", 24", 25", 26"	E2211/E2212	NC
TI06	<input type="checkbox"/>	Pneumatic HP 1" - Low Tread, Puncture resistant, black - SpeedLite			20", 22", 24", 25", 26"	E2211/E2212	\$105
TI07	<input type="checkbox"/>	Pneumatic HP 1" - Medium Tread, Puncture resistant, black - TrailBlazer			24", 25", 26"	E2211/E2212	\$150
TI03	<input type="checkbox"/>	Pneumatic 2" - Large Tread, black ¹⁰			22", 24", 25"	E2211/E2212	\$115

1- Offered with handrims on each side of the wheelchair; select the outer handrim in the handrims section; Only available with 24" wheel size; Not available with 21" and 22" wide; 2- Only standard handrim position available; 3- Not compatible with HP tires; Only available with aluminum or plastic coated handrim, standard position; 4- Not compatible with Shox tires; 5- color spokes require an additional 10 days lead-time; 6- Only available with 1" tires; 7- 22" is only available with Mags and Newton One rear wheels; 25" and 26" are not available with Newton Gravity wheels rear wheels; 8- Not available with Spinergy CLX, Spinergy LX 25", 26" and Spox 25", 26" 9- Not available with flip-back armrest when the 6° camber is selected; 10- Not available with armrests when the 3° or 6° camber are selected;

HANDRIMS							
HANDRIM					Available		
HR01	<input type="checkbox"/>	Aluminum anodized			20", 22", 24", 25", 26"		STD
HR61	<input type="checkbox"/>	Aluminum black hard anodized ²			20", 22", 24", 25"		\$75
HR02	<input type="checkbox"/>	Plastic coated ¹			20", 22", 24", 25", 26"		\$110
HR03	<input type="checkbox"/>	High friction coated ^{1,2,3}			22", 24", 25", 26"		\$375
HR07-HR18 and HR65-HR71	<input type="checkbox"/>	Newton Air Grip ²	<i>See on page 6 for color choice and price</i>		20", 22", 24", 25", 26"		
HR28	<input type="checkbox"/>	Surge ^{1,2,3,4} (1 1/2" Oval handrim w/ Gripton high friction strip)			22", 24", 25", 26"		\$450
HR05	<input type="checkbox"/>	Surge LT ^{1,2,3,4} (1 1/8" Oval handrim w/ Gripton high friction strip)			22", 24", 25", 26"		\$495
HR04	<input type="checkbox"/>	Natural Fit ^{1,2,3,4}			22", 24", 25", 26"		\$395
HR62	<input type="checkbox"/>	Simi H ^{1,2,3} (1 3/8" Oval handrim with high friction strip)			22", 24", 25", 26"		\$395
HR63	<input type="checkbox"/>	Nova H ^{1,2,3} (1 1/4" Oval handrim with high friction strip)			22", 24", 25", 26"		\$445
HR64	<input type="checkbox"/>	Optimum H ^{1,2,3} (1 1/8" heart-shaped handrim)			22", 24", 25", 26"		\$345
HR99	<input type="checkbox"/>	Omit handrim					NC

1- Only standard and narrow handrim position. By default, the tab won't be cut with the narrow position; 2- Not available with Mag wheels; 3- Not available with one arm drive; 4- 25" and 26" are not available in narrow position; 24" is not available with the Spinergy Spox, LX and CLX in narrow position; CLX rear wheel are not available with thumb piece

HANDRIMS OPTION							
ASSEMBLY POSITION					Available		
HR29	<input type="checkbox"/>	Standard Handrim position	Full tab				STD
HR030	<input type="checkbox"/>	Narrow Handrim position no cut	Full tab				NC
HR30	<input type="checkbox"/>	Narrow Handrim position with cut ⁵	Short tab 2 positions				\$30
HR31	<input type="checkbox"/>	Super Narrow Handrim ⁵	Short tab 2 positions STD <input type="checkbox"/>	Short tab 1 position <input type="checkbox"/>			\$30
THUMB PIECE SELECTION FOR NATURAL FIT, SURGE, SURGE LT HANDRIMS					Available		
HR23	<input type="checkbox"/>	Standard grip					\$95
HR27	<input type="checkbox"/>	Super grip					\$150
HR099	<input type="checkbox"/>	Omit thumb piece					NC

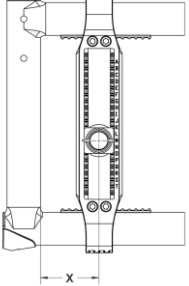
5- Only available with Aluminum and Air Grip handrims;

AXLE ¹							
AX01	<input type="checkbox"/>	Quick release axle					STD
AX02	<input type="checkbox"/>	Permanent axle					NC
AX03	<input type="checkbox"/>	Quad release axle				K0108	\$130
AXLE PLATE					Available		
AX04	<input type="checkbox"/>	Amputee adjustable axle plate ²				E0959	\$205

1- Not required with one arm drive; 2- May interfere with swing away armrest and limit seat to floor height; Not available with WC-19 transit tie down

REAR WHEEL CAMBER						
CM00	<input type="checkbox"/>	0° camber				STD
CM03	<input type="checkbox"/>	3° camber				NC
CM06	<input type="checkbox"/>	6° camber (not available with amputee axle plate)				\$165

CENTER OF GRAVITY



Choose position of rear wheel axle plate:
Measure distance X from front of back post to center of axle receiver.

Most stable														
X =	AMPUTEE ¹	1"	1/4"	1/2"	3/4"	2"	1/4"	1/2"	3/4"	3"	1/4"	1/2"	3/4"	4"
	<input type="checkbox"/>	<input type="checkbox"/>	<input type="checkbox"/>	<input type="checkbox"/>	<input type="checkbox"/>	<input type="checkbox"/>	<input type="checkbox"/>	<input type="checkbox"/>	<input type="checkbox"/>	<input type="checkbox"/>	<input type="checkbox"/>	<input type="checkbox"/>	<input type="checkbox"/>	<input type="checkbox"/>

If not indicated, default setting is at 1.5"
Possible conflict between a seat depth under 16" and a center of gravity over 2.5".
Possible conflict between a 26" rear wheel and a center of gravity over 2.5".
Motion Composites will select the closest possible center of gravity (COG) if an issue arises with the COG
1-Only available with the amputee axle plate

WHEEL LOCK						
WL08	<input type="checkbox"/>	Newton Wheel lock - push to lock				STD
WL16	<input type="checkbox"/>	Aluminum push to lock with extensions			E0961	\$77
WL02	<input type="checkbox"/>	Pull to lock				NC
WL04	<input type="checkbox"/>	Newton grade aid push to lock (works best with pneumatic or high pressure tire)			E0974	\$155
WL13	<input type="checkbox"/>	6" removable extension handle ¹ *VP01			E0961	\$77
WL14	<input type="checkbox"/>					
WL05	<input type="checkbox"/>	Scissors Lock				\$155
WL06	<input type="checkbox"/>	Attendant Lock (additional set of wheel lock mounted to the back)				\$215
WL15	<input type="checkbox"/>	Unilateral wheel lock - pull to lock ²	Left <input type="checkbox"/>	Right <input type="checkbox"/>		\$330
WL99	<input type="checkbox"/>	Omit wheel locks				NC

1- Only available with Newton push to lock (WL08), pull to lock (WL02) and Newton Grade aid (WL04); Only the extension for the Newton push to lock is available with the vision package (VP01)

2- For more information about incompatibilities and restriction, refer to the table at page 7 and the "How-to documents" page of our website:

https://www.motioncomposites.com/en_ca/support-and-education/how-to-documents

FOOTREST						
SWING-IN/SWING-OUT FOOTREST						
FR03-01	<input type="checkbox"/>	60° Swing-in/swing-out footrest - 13.5" - 17"		Set at*:		NC
FR03-02	<input type="checkbox"/>	60° Swing-in/swing-out footrest - 14.5" - 19.5"		Set at*:		NC
FR03-03	<input type="checkbox"/>	60° Swing-in/swing-out footrest - 15.5" - 20.5"		Set at*:		NC
FR04-01	<input type="checkbox"/>	70° Swing-in/swing-out footrest - 13.5" - 17"		Set at*:		NC
FR04-02	<input type="checkbox"/>	70° Swing-in/swing-out footrest - 14.5" - 19.5"		Set at*:		NC
FR04-03	<input type="checkbox"/>	70° Swing-in/swing-out footrest - 15.5" - 20.5"		Set at*:		NC
FR15-01	<input type="checkbox"/>	80° Swing-in/swing-out footrest - 13.5" - 16" ⁵		Set at*:		NC
FR15-02	<input type="checkbox"/>	80° Swing-in/swing-out footrest - 14.5" - 19.5" ⁵		Set at*:		NC
FR15-03	<input type="checkbox"/>	80° Swing-in/swing-out footrest - 15.5" - 20.5" ⁵		Set at*:		NC
FR06	<input type="checkbox"/>	90° swing-in/swing-out with front mount - Standard (no extension) ¹	7.5" - 11"	Set at*:		NC
FR07	<input type="checkbox"/>	90° swing-in/swing-out with front mount - Short extension ² ^{1,2}	9.5" - 13"	Set at*:		NC
FR08	<input type="checkbox"/>	90° swing-in/swing-out with front mount - Medium extension ⁴ ^{1,2}	9.5" - 14.5"	Set at*:		NC

FOOTREST OPTIONS						
FR09	<input type="checkbox"/>	High mount (footplate attached to the hanger with clamps) ³	5" - 13.5"	Set at*:		\$85
FR10	<input type="checkbox"/>	Elevating legrest with calf pad, Length adjustable ⁴	Left <input type="checkbox"/>	Right <input type="checkbox"/>	14" - 22"	Set at: E0990 \$245
FR99	<input type="checkbox"/>	Omit Footrest				NC

1- Available only with two piece adjustable footplates; 2- May interfere with front casters; 3- Not available with front mount and the elevating legrest; * +/- 1/2"

4- The elevating legrest replace the footrest side selected; Not available with one piece footplate; 5- Not available with 8" caster

FOOTPLATES						
FP01	<input type="checkbox"/>	Standard - Composite ¹				STD
FP02	<input type="checkbox"/>	Newton adjustable angle - Composite ^{*VP01}			K0040	\$215
FP03	<input type="checkbox"/>	Newton adjustable angle - Aluminum			K0040	\$235
FP04	<input type="checkbox"/>	Newton adjustable angle - Carbon fiber with rubber inserts				\$445
FP23	<input type="checkbox"/>	Newton adjustable angle extra deep - Aluminum			K0040	\$235
FP06	<input type="checkbox"/>	One piece adjustable angle flip-up - Aluminum			K0040	\$195
FP07	<input type="checkbox"/>	One piece adjustable angle flip-up - Carbon fiber with rubber inserts				\$465

FOOTPLATE ACCESSORIES						
FP08	<input type="checkbox"/>	Length adjustable heel loop ²			E0951	\$41
FP09	<input type="checkbox"/>	Calf strap			K0038	\$39
FP30	<input type="checkbox"/>	Bodypoint Aeromesh Padded calf strap			K0038	\$118

1- Not available with front mount; 2- not available with one piece footplate

SWING AWAY RESIDUAL LIMB SUPPORT						
FR27	<input type="checkbox"/>	Residual limb support - flat 6"x8"	Left <input type="checkbox"/>	Right <input type="checkbox"/>	E1020	\$420
FR28	<input type="checkbox"/>	Residual limb support - flat 8"x10"	Left <input type="checkbox"/>	Right <input type="checkbox"/>	E1020	\$420
FR29	<input type="checkbox"/>	Residual limb support - flat 10"x10"	Left <input type="checkbox"/>	Right <input type="checkbox"/>	E1020	\$420
FR30	<input type="checkbox"/>	Residual limb support - flat 10"x14"	Left <input type="checkbox"/>	Right <input type="checkbox"/>	E1020	\$420
FR32	<input type="checkbox"/>	Residual limb support - contour 6"x8"	Left <input type="checkbox"/>	Right <input type="checkbox"/>	E1020	\$420
FR33	<input type="checkbox"/>	Residual limb support - contour 8"x10"	Left <input type="checkbox"/>	Right <input type="checkbox"/>	E1020	\$420

SEATING AND BACKREST

BACK UPHOLSTERY						
BH07	<input type="checkbox"/>	Slip-on Active-Mesh back upholstery				STD
BH08	<input type="checkbox"/>	Adjustable tension Active-Mesh back upholstery			E2611/E2612	\$305
BH99	<input type="checkbox"/>	Omit Back upholstery				NC
	<input type="checkbox"/>	NXT back Support			See price list	
SEAT CUSHION						
SC01	<input type="checkbox"/>	2" Cushion				\$170
SC02	<input type="checkbox"/>	3" Cushion			E2601/E2602	\$190
SC99	<input type="checkbox"/>	Omit seat cushion				STD
	<input type="checkbox"/>	NXT cushion			See price list	
FIXED ANGLE, HEIGHT ADJUSTABLE BACK CANES WITH PUSH HANDLE OPTIONS (MUST select ONE push handle options)						
BC06-912	<input type="checkbox"/>	Straight Carbon fiber back cane 9" - 12"	increment of 1/2"	Set at ²		NC
BC06-1215	<input type="checkbox"/>	Straight Carbon fiber back cane 12" - 15"	increment of 1/2"	Set at ²		NC
BC06-1518	<input type="checkbox"/>	Straight Carbon fiber back cane 15" - 18"	increment of 1/2"	Set at ²		NC
BC06-1821	<input type="checkbox"/>	Straight Carbon fiber back cane 18" - 21"	increment of 1/2"	Set at ²		NC
BC08-1315	<input type="checkbox"/>	8° Bend Carbon fiber back cane 13.5" - 15"	increment of 1/2"	Set at ²		\$60
BC08-1518	<input type="checkbox"/>	8° Bend Carbon fiber back cane 15" - 18"	increment of 1/2"	Set at ²		\$60
BC08-1821	<input type="checkbox"/>	8° Bend Carbon fiber back cane 18" - 21"	increment of 1/2"	Set at ²		\$60
ANGLE AND HEIGHT ADJUSTABLE BACK CANE WITH PUSH HANDLE OPTIONS (MUST select ONE push handle options)						
BC09-1215	<input type="checkbox"/>	Straight Carbon fiber back cane 12" - 15"	increment of 1/2"	Set at ²		\$215
BC09-1518	<input type="checkbox"/>	Straight Carbon fiber back cane 15" - 18"	increment of 1/2"	Set at ²		\$215
BC09-1821	<input type="checkbox"/>	Straight Carbon fiber back cane 18" - 21"	increment of 1/2"	Set at ²		\$215
BC10-1315	<input type="checkbox"/>	8° bend Carbon fiber back cane 13.5" - 15"	increment of 1/2"	Set at ²		\$270
BC10-1518	<input type="checkbox"/>	8° bend Carbon fiber back cane 15" - 18"	increment of 1/2"	Set at ²		\$270
BC10-1821	<input type="checkbox"/>	8° bend Carbon fiber back cane 18" - 21"	increment of 1/2"	Set at ²		\$270
		Select back cane angle:	85° ¹ <input type="checkbox"/>	90° <input type="checkbox"/>	95° STD <input type="checkbox"/>	100° <input type="checkbox"/>
					105° <input type="checkbox"/>	110° <input type="checkbox"/>
PUSH HANDLES OPTIONS (ONE option at a time)						
PH01	<input type="checkbox"/>	Push handles				STD
PH05	<input type="checkbox"/>	Fold down push handles ^{3,5}				\$145
PH06-920	<input type="checkbox"/>	Clamp on height adjustable push handles 9"-20" ^{3,4,5}				\$325
PH06-923	<input type="checkbox"/>	Clamp on height adjustable push handles 9"-23" ^{3,4,5}				\$325
PH02	<input type="checkbox"/>	Omit push handles				NC
STROLLER HANDLE AND STABILIZER BAR (only available with push handle)						
PH04	<input type="checkbox"/>	Stroller handle (not available with the HD option)			K0108	\$165
PH03	<input type="checkbox"/>	Newton folding stabilizer bar (not available with stroller handle)				\$270

1- Not available with 8 degree bend cane; 2- If not indicated, default height setting is at the lowest position; measured from seat sling to top of back upholstery; 3- 265 lb weight limit
 4- Not compatible with swing away armrests, 8° bend back canes, 9-12" back canes and amputee axle plates; 5- Not compatible with stroller handle, stabilizer bar, headrest and attendant lock

ARMRESTS

HEIGHT ADJUSTABLE FLIP BACK ARMREST (Convertible to "T" armrest) ^{1,4} *VP01						
AR01-812	<input type="checkbox"/>	10" Desk length armpad	8" - 12"	Locked <input type="checkbox"/>	Unlocked STD <input type="checkbox"/>	\$355
AR01-1014	<input type="checkbox"/>	10" Desk length armpad	10" - 14"	Locked <input type="checkbox"/>	Unlocked STD <input type="checkbox"/>	\$355
AR02-812	<input type="checkbox"/>	14" Full length armpad	8" - 12"	Locked <input type="checkbox"/>	Unlocked STD <input type="checkbox"/>	\$355
AR02-1014	<input type="checkbox"/>	14" Full length armpad	10" - 14"	Locked <input type="checkbox"/>	Unlocked STD <input type="checkbox"/>	\$355
HEIGHT ADJUSTABLE "T" ARMREST ¹ *VP01						
AR13-610	<input type="checkbox"/>	10" Desk length armpad ⁵	6" - 10"		E0973	\$330
AR03-812	<input type="checkbox"/>	10" Desk length armpad	8" - 12"		E0973	\$330
AR03-1014	<input type="checkbox"/>	10" Desk length armpad	10" - 14"		E0973	\$330
AR14-610	<input type="checkbox"/>	14" Full length armpad ⁵	6" - 10"		E0973	\$330
AR04-812	<input type="checkbox"/>	14" Full length armpad	8" - 12"		E0973	\$330
AR04-1014	<input type="checkbox"/>	14" Full length armpad	10" - 14"		E0973	\$330
HEIGHT ADJUSTABLE SWING AWAY ARMREST ²						
AR05	<input type="checkbox"/>	Tubular armrest without plastic side guards - Short pad	8" - 11"		E0973	\$230
AR19	<input type="checkbox"/>	Tubular armrest with plastic side guards - Short pad	8" - 11"		E0973	\$395
AR23	<input type="checkbox"/>	Tubular armrest without plastic side guards - Long pad	8" - 11"		E0973	\$230
AR24	<input type="checkbox"/>	Tubular armrest with plastic side guards - Long pad	8" - 11"		E0973	\$395
AR06	<input type="checkbox"/>	10" Desk length flat armpad without plastic side guards	8" - 11"		E0973	\$230
AR20	<input type="checkbox"/>	10" Desk length flat armpad with plastic side guards	8" - 11"		E0973	\$395
AR17	<input type="checkbox"/>	14" Full length flat armpad without plastic side guards	8" - 11"		E0973	\$230
AR21	<input type="checkbox"/>	14" Full length flat armpad with plastic side guards	8" - 11"		E0973	\$395
ARMREST OPTIONS						
AR12	<input type="checkbox"/>	14" Full Length armpad - Gel Ovation (pair) ³				\$165
AR99	<input type="checkbox"/>	Omit armrest				NC

1- May have 1/2" adjustment restriction on both limits of the range; 2- Could interfere with some rigid backrests; Not available with attendant lock and fixed carbon fiber side guards;
 3- Only available with full length armrest; Not available with swing away and desk length armrests; 4- Not available with attendant lock; 5- May have some restriction with seat-to-floor height and rear wheel

ACCESSORIES

SIDE GUARDS (not available with Flip Back and "T" Armrest)								
SG01	<input type="checkbox"/>	Plastic side guards (removable)	Straight bracket - STD	Offset bracket ¹			K0108	\$200
SG02	<input type="checkbox"/>	Carbon fiber side guards (fixed)						\$270
SG03	<input type="checkbox"/>	Carbon fiber side guards (removable)	Straight bracket - STD	Offset bracket ¹			K0108	\$305
SG06	<input type="checkbox"/>	Plastic fender side guards (removable)	Straight bracket - STD	Offset bracket ¹				\$290
SG04	<input type="checkbox"/>	Carbon fiber fender side guards (removable)	Straight bracket - STD	Offset bracket ¹			K0108	\$550
SG99	<input type="checkbox"/>	Omit side guard						NC

¹- Only compatible with 0° camber; Increase width by 1/2" per side for a total of 1" ;

POSITIONING BELT								
SB01-S	<input type="checkbox"/>	Velcro adjustable - Small 35" ¹					E0978	\$46
SB01-L	<input type="checkbox"/>	Velcro adjustable - Long 60"					E0978	\$46
SB02-S	<input type="checkbox"/>	Auto buckle - Small 35" ¹					E0978	\$87
SB02-M	<input type="checkbox"/>	Auto buckle - Medium 48"					E0978	\$87
SB02-L	<input type="checkbox"/>	Auto buckle - Long 60"					E0978	\$87
SB04-M	<input type="checkbox"/>	BodyPoint Hip Belt - 2 point not padded - Medium 56"					E0978	\$85
SB04-L	<input type="checkbox"/>	BodyPoint Hip Belt - 2 point not padded - Long 61"					E0978	\$85
SB05-S	<input type="checkbox"/>	BodyPoint Hip Belt - 2 point padded - Small 51"					E0978	\$180
SB05-M	<input type="checkbox"/>	BodyPoint Hip Belt - 2 point padded - Medium 56"					E0978	\$180
SB05-L	<input type="checkbox"/>	BodyPoint Hip Belt - 2 point padded - Long 61"					E0978	\$180
SB06-S	<input type="checkbox"/>	BodyPoint Hip Belt - 4 point padded - Small 51"					E0978	\$195
SB06-M	<input type="checkbox"/>	BodyPoint Hip Belt - 4 point padded - Medium 56"					E0978	\$195
SB06-L	<input type="checkbox"/>	BodyPoint Hip Belt - 4 point padded - Long 61"					E0978	\$195
SB03	<input type="checkbox"/>	Hardware attachment for 2 extra points (1 pair)						\$17
SB08-M	<input type="checkbox"/>	BodyPoint EVOFLEX® Positioning Belt Rehab latch and Band Clamps - Medium 18"					K0108	\$305
SB08-L	<input type="checkbox"/>	BodyPoint EVOFLEX® Positioning Belt Rehab latch and Band Clamps - Long 24"					K0108	\$305
SB99	<input type="checkbox"/>	Omit positioning belt						STD

¹- Not recommended for seat width of 18" and more

HEADREST ¹								
AC01-S	<input type="checkbox"/>	Profiled Headrest - Small (3.5"X6")					E0955	\$185
AC01-M	<input type="checkbox"/>	Profiled Headrest - Medium (4.5"X7")					E0955	\$185
AC01-L	<input type="checkbox"/>	Profiled Headrest - Large (5.5"X8")					E0955	\$185
AC28	<input type="checkbox"/>	Headrest mounting hardware with removable non folding stabilizer bar ¹					E1028	\$300

¹- Only available with push handles - Not available with a stroller handle or a folding stabilizer bar

ACCESSORIES								
WC10	<input type="checkbox"/>	E-Motion adaptor Kit (2 adaptors) - Only necessary with 6° camber						\$36
AC03	<input type="checkbox"/>	Anti-tippers					E0971	\$150
AC29	<input type="checkbox"/>	Swing-away anti-tipper ¹	Left <input type="checkbox"/>	Right <input type="checkbox"/>				\$190
AC27	<input type="checkbox"/>	Tip assist ²						\$67
AC06	<input type="checkbox"/>	Cane and crutch holder	Left <input type="checkbox"/>	Right <input type="checkbox"/>			E2207	\$200
AC07	<input type="checkbox"/>	Oxygen tank holder ⁴ - D and E Type - installed on the left					E2208	\$315
AC08	<input type="checkbox"/>	Spoke guards ³	Available: 20", 22", 24", 25", 26"				K0065	\$118
AC09	<input type="checkbox"/>	Footrest neoprene impact guard (pair) - Black					K0108	\$92
AC10	<input type="checkbox"/>	Seat pouch						\$82
AC30	<input type="checkbox"/>	Newton multi-purpose pouch						\$61
AC26	<input type="checkbox"/>	BodyPoint Mobility Bag						\$135
AC23	<input type="checkbox"/>	Newton Backpack						\$130
AC12	<input type="checkbox"/>	Velcro Closing Strap						\$57
AC13	<input type="checkbox"/>	Tool kit						\$51
AC15	<input type="checkbox"/>	Military Patches	Army <input type="checkbox"/>	Navy <input type="checkbox"/>	Air Force <input type="checkbox"/>	Marines <input type="checkbox"/>	Coast Guard <input type="checkbox"/>	\$96
			Combat Wounded Purple Heart <input type="checkbox"/>	Space Force <input type="checkbox"/>	American Flag <input type="checkbox"/>			

¹- Must select the pair (left and right) with HD option; Only available with rear seat to floor height between 13 1/2" and 19 3/4"; Not available with amputee axle plate; ²- Cannot be combined with Anti Tippers

³- Not available with Mag wheels and Spinergy; the 24" spoke guard will be installed on the 25" wheel; ⁴- Not compatible with swing away armrest or amputee axle plate and WC-19 transit tie-down

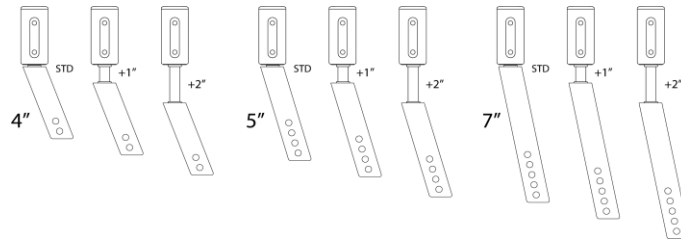
Colors

Options ¹	Colors																				
	Black	High Gloss Carbon Fiber	Sunkissed Orange	Burgundy	Sapphire Blue	Monster Green	Charcoal	Fuchsia	Steel Blue	Ferrari Red	Acid Green	Electric Purple	Caribbean Blue	White	Pink Pearl	Plum Purple	Sky Blue	Black Cherry	Khaki Green (matte)		Desert Sand (matte)
AirGrip	<input type="checkbox"/>		<input type="checkbox"/>	<input type="checkbox"/>	<input type="checkbox"/>	<input type="checkbox"/>	<input type="checkbox"/>	<input type="checkbox"/>	<input type="checkbox"/>	<input type="checkbox"/>	<input type="checkbox"/>	<input type="checkbox"/>	<input type="checkbox"/>	<input type="checkbox"/>	<input type="checkbox"/>	<input type="checkbox"/>	<input type="checkbox"/>	<input type="checkbox"/>	<input type="checkbox"/>	<input type="checkbox"/>	\$265
Frame ²		STD	<input type="checkbox"/>	<input type="checkbox"/>	<input type="checkbox"/>	<input type="checkbox"/>	<input type="checkbox"/>	<input type="checkbox"/>	<input type="checkbox"/>	<input type="checkbox"/>	<input type="checkbox"/>	<input type="checkbox"/>	<input type="checkbox"/>	<input type="checkbox"/>	<input type="checkbox"/>	<input type="checkbox"/>	<input type="checkbox"/>	<input type="checkbox"/>	<input type="checkbox"/>	<input type="checkbox"/>	NC
FC99	<input type="checkbox"/>	Custom Color	Specify PPG Paintit color:																Additional 10 days lead-time	\$390	

¹- Color representation may vary from one monitor to another. Therefore, the actual paint color on your wheelchair might differ slightly from what you see on your screen.; Finish between Airgrip and frame might be different;

²- With carbon fiber crossbrace;

Fork and Stem bolt combinations



Frame length chart

Frame length	Seat Depth						
	14"	15"	16"	17"	18"	19"	20"
STD							
+1							N/A
+2						N/A	N/A
-1	N/A						
-2	N/A	N/A					

Unilateral wheel lock restrictions

Seat depth: shall be 16 in and greater		
Rear wheel: shall be 24 in and less		
"T" or flip-back armrest only compatible with 0° Camber		
One arm drive: Not compatible with "T" or flip-back armrest		
"T" or flip-back armrest may require to move the rear wheels outwards		
Not compatible with wheel lock lever extension		
Rear wheel diameter	Seat depth (in)	COG Compatibility Range (in)
20 in	16+	1.5 to 3.75
	16	1.0 to 2.75
22 in	17	1.0 to 3.25
	18+	1.0 to 3.75
24 in	16	1.0 to 2.0
	17	1.0 to 2.75
	18+	1.0 to 3.75



CUSTOMIZATION STARTS HERE!

With EVO Custom, whether it's a subtle tweak for comfort or mobility, or a fully reimagined component tailored to your unique needs, we're here to support you.




Explore the EVO Custom Catalog.


You can include your request or reference an existing customization from our catalog in the notes section below.





Have a customization in mind or a specific request? The EVO Custom Request Form is the best place to start.


Notes :


THORACIC SHAPE			Optima™ DEEP		THORACIC BACK SUPPORT				HCPCS CODE: E2620-E2621			
	WIDTH	HEIGHT	MODEL # ALUMINUM	RETAIL	✓	Repl. cover & foam	Retail	✓				
	14"	13"	NOPCB1413	\$730		NIB-2246V	\$130					
	14"	16"	NOPCB1416	\$730		NIB-2247V	\$130					
	15"	13"	NOPCB1513	\$730		NIB-2250V	\$130					
	15"	16"	NOPCB1516	\$730		NIB-2251V	\$130					
	16"	13"	NOPCB1613	\$730		NIB-2254V	\$130					
	16"	16"	NOPCB1616	\$730		NIB-2255V	\$130					
	16"	19"	NOPCB1619	\$730		NIB-2256V	\$130					
	17"	13"	NOPCB1713	\$730		NIB-2259V	\$130					
	17"	16"	NOPCB1716	\$730		NIB-2260V	\$130					
	18"	13"	NOPCB1813	\$730		NIB-2264V	\$130					
	18"	16"	NOPCB1816	\$730		NIB-2265V	\$130					
	18"	19"	NOPCB1819	\$730		NIB-2266V	\$130					
	19"	16"	NOPCB1916	\$730		NIB-2267V	\$130					
	19"	19"	NOPCB1919	\$730		NIB-2268V	\$130					
	20"	13"	NOPCB2013	\$730		NIB-2271V	\$130					
	20"	16"	NOPCB2016	\$730		NIB-2272V	\$130					
	20"	19"	NOPCB2019	\$730		NIB-2273V	\$130					
	21"	16"	NOPCB2116	\$730		NIB-2274V	\$130					
	21"	19"	NOPCB2119	\$730		NIB-2275V	\$130					
	22"	13"	NOPCB2213	\$783		NIB-2276V	\$130					
	22"	16"	NOPCB2216	\$783		NIB-2277V	\$130					
	22"	19"	NOPCB2219	\$783		NIB-2278V	\$130					

		Optima Carbon™ DEEP		THORACIC BACK SUPPORT				CARBON FIBER SHELL (WEIGHT SAVINGS – 1lb)				HCPCS CODE: E2620-E2621			
WIDTH	HEIGHT	MODEL # CARBON	RETAIL	✓	Repl. cover & foam	Retail	✓								
14"	13"	NOCFPCB1413	\$1,066		NIB-2246V	\$130									
14"	16"	NOCFPCB1416	\$1,108		NIB-2247V	\$130									
15"	13"	NOCFPCB1513	\$1,066		NIB-2250V	\$130									
15"	16"	NOCFPCB1516	\$1,108		NIB-2251V	\$130									
16"	13"	NOCFPCB1613	\$1,066		NIB-2254V	\$130									
16"	16"	NOCFPCB1616	\$1,108		NIB-2255V	\$130									
17"	13"	NOCFPCB1713	\$1,066		NIB-2259V	\$130									
17"	16"	NOCFPCB1716	\$1,108		NIB-2260V	\$130									
18"	13"	NOCFPCB1813	\$1,066		NIB-2264V	\$130									
18"	16"	NOCFPCB1816	\$1,108		NIB-2265V	\$130									
20"	13"	NOCFPCB2013	\$1,066		NIB-2271V	\$130									
20"	16"	NOCFPCB2016	\$1,108		NIB-2272V	\$130									

THORACIC SHAPE			Xtend™ LOW HEIGHT ADJUSTABLE THORACIC BACK SUPPORT		HCPCS CODE E2620-E2621			
	xtend™	WIDTH	HEIGHT	RETAIL	✓	Repl. cover & foam	Retail	✓
	NHAACB(L)1213/17	12"	13-17"	\$730		NIB-2148V	\$130	
	NHAACB(L)1413/17	14"	13-17"	\$730		NIB-2149V	\$130	
	NHAACB(L)1613/17	16"	13-17"	\$730		NIB-2150V	\$130	
	NHAACB(L)1813/17	18"	13-17"	\$730		NIB-2151V	\$130	
	NHAACB (L)2013/17	20"	13-17"	\$730		NIB-2152V	\$130	
	NHAACB (L)2213/17	22"	13-17"	\$783		NIB-2153V	\$130	

		Xtend™ DEEP HEIGHT ADJUSTABLE THORACIC BACK SUPPORT		HCPCS CODE E2620-E2621			
xtend™ Deep	WIDTH	HEIGHT	RETAIL	✓	Repl. cover & foam	Retail	✓
NHAPCB1616/20	16"	16"-20"	\$730		NIB-2143V	\$130	
NHAPCB1816/20	18"	16"-20"	\$730		NIB-2144V	\$130	
NHAPCB2016/20	20"	16"-20"	\$730		NIB-2145V	\$130	
NHAPCB2216/20	22"	16"-20"	\$783		NIB-2146V	\$130	

PELVIC SHAPE			Classic™ PELVIC BACK SUPPORT		HCPCS CODE E2620-E2621			
	Classic™	WIDTH	HEIGHT	RETAIL	✓	Repl. cover & foam	Retail	✓
	NACB1616	16"	16"	\$730		NIB-2163V	\$130	
	NACB1618	16"	18"	\$730		NIB-2164V	\$130	
	NACB1816	18"	16"	\$730		NIB-2166V	\$130	
	NACB1818	18"	18"	\$730		NIB-2167V	\$130	
	NACB1820	18"	20"	\$730		NIB-2168V	\$130	
	NACB2020	20"	20"	\$730		NIB-2171V	\$130	
	NACB2216	22"	16"	\$783		NIB-2172V	\$130	
	NACB2218	22"	18"	\$783		NIB-2173V	\$130	
	NACB2220	22"	20"	\$783		NIB-2174V	\$130	


		Classic™ DEEP PELVIC BACK SUPPORT		HCPCS CODE E2620-E2621			
Classic™ Deep	WIDTH	HEIGHT	RETAIL	✓	Repl. cover & foam	Retail	✓
NPCB1616	16"	16"	\$730		NIB-2175V	\$130	
NPCB1618	16"	18"	\$730		NIB-2176V	\$130	
NPCB1818	18"	18"	\$730		NIB-2179V	\$130	
NPCB1820	18"	20"	\$730		NIB-2180V	\$130	
NPCB2020	18"	20"	\$730		NIB-2183V	\$130	
NPCB2216	22"	16"	\$783		NIB-2184V	\$130	
NPCB2218	22"	18"	\$783		NIB-2185V	\$130	
NPCB2220	22"	20"	\$783		NIB-2186V	\$130	

PLEASE NOTE: Each back will fit widths up to 2" wider.

ALL PRICES QUOTED IN CAD PRICES ARE SUBJECT TO CHANGE WITHOUT NOTICE.



For additional NXT models, sizes and hardware not shown, please refer to the complete NXT Seating Order Form at www.motioncomposites.com

BACK SUPPORT ACCESSORIES

	MODEL #	DESCRIPTION	FITS BACK WIDTH	RETAIL	QTY
	Custom - Cover	Optional Infection Control Wipe Down Back Support Cover	Specify back model # when ordering	\$205	
	NIB-1938	Extra Small Privacy Flap for 11" - 13" wide back supports	11" - 13" (27.9 - 33.0)	\$70	
	NIB-1078	Small Privacy Flap for 14"-16" wide back supports	14" - 16" (35.6-40.6 cm)	\$70	
	NIB-1079	Medium Flap for 17"-19" wide back supports	17" - 19" (43.2-48.3 cm)	\$70	
	NIB-1080	Large Privacy Flap for 20"-22" wide back supports	20" - 22" (50.8-55.9 cm)	\$70	
	NIB-1081	Extra Large Privacy Flap for 23" - 26" wide back supports	23" - 26" (58.4 - 66.0 cm)	\$70	



MultiFit™ HEAD SUPPORT – MULTI-ADJUSTABLE PADS

HCPCS CODE: E0955

	MODEL	Description	RETAIL	✓
	NIB-0784	10" x 5" Large Rectangular	\$205	
	NIB-0818	14" x 5" Extra-Large Rectangular	\$205	

MultiFit™ HEAD SUPPORT – FIXTURES

HCPCS CODE HARDWARE: E1033

	MODEL	Description	RETAIL	✓
	NIB-0747	Multi-Axis Hardware	\$150	
	NIB-0823	Head Support Receiver Bracket	\$60	

EXTRA COVERS

Extra Outer smartx3D Cover



Extra Outer Incontinent Cover



ITEM	WIDTH X DEPTH	RETAIL	QTY
Extra Outer smartx ^{3D} Cover – For a cover up to 18" x 18"	NXCCBF_____V	\$130	
Extra Outer smartx ^{3D} Cover – For a cover 18" x 20" and above	NXCCBF_____V	\$150	
Extra Outer Incontinent Cover – For a cover up to 18" x 18"	NXCCAF_____V	\$130	
Extra Outer Incontinent Cover – For a cover 18" x 20" and above	NXCCAF_____V	\$150	

ALL PRICES QUOTED IN CAD PRICES ARE SUBJECT TO CHANGE WITHOUT NOTICE.

For additional NXT models, sizes and hardware not shown, please refer to the complete NXT Seating Order Form at www.motioncomposites.com