



**HELIO KIDS A**  
 ORDER FORM - USA

**1- Purchasing information**

P.O. number:\* \_\_\_\_\_ Date: \_\_\_\_\_  
 Company Name:\* \_\_\_\_\_  
 Purchasing contact:\* \_\_\_\_\_  
 Phone:\* \_\_\_\_\_  
 Email:\* \_\_\_\_\_  
 Contact preference:\* Phone  Email   
 Marked for: \_\_\_\_\_

**3- Shipping information**

Ship to:\* \_\_\_\_\_  
 Name: \_\_\_\_\_  
 Address: \_\_\_\_\_  
 City: \_\_\_\_\_ Province: \_\_\_\_\_  
 ZIP Code: \_\_\_\_\_  
 Phone: \_\_\_\_\_

**2- Dealer/Representative information**

Dealer/Representative:\* \_\_\_\_\_  
 Phone:\* \_\_\_\_\_  
 Email:\* \_\_\_\_\_  
 Contact preference:\* Phone  Email

\* Required

MODEL WITHOUT TRANSIT (165 LB WEIGHT CAPACITY)			USD	
WC26-NTWU	<input type="checkbox"/>	Ultralight Aluminum Folding Helio KIDS Wheelchair <b>NO TRANSIT, WITH UPHOLSTERY</b>	E1236	\$2,595
WC26-NTNU	<input type="checkbox"/>	Ultralight Aluminum Folding Helio KIDS Wheelchair <b>NO TRANSIT, NO UPHOLSTERY</b>	E1238	\$2,495

MA080  English Manual (STD)      MA089  Spanish manual      Taxes not included

MODEL WITH TRANSIT (165 LB WEIGHT CAPACITY)			USD	
WC26-WTWU	<input type="checkbox"/>	Ultralight Aluminum Folding Helio KIDS Wheelchair <b>WITH TRANSIT, WITH UPHOLSTERY</b>	E1236	\$2,945
WC26-WTNU	<input type="checkbox"/>	Ultralight Aluminum Folding Helio KIDS Wheelchair <b>WITH TRANSIT, NO UPHOLSTERY</b>	E1238	\$2,845

HCPCS codes are listed as submitted. Please note that certain sizes may correspond to additional HCPCS codes. For example, widths ranging from 15" to 18" may qualify under code K0005.

**Growth Kit included during the expected lifetime of the Helio Kids wheelchair<sup>1</sup>**  
 The growth kit includes crossbraces, crossbrace links, seat sling, back upholstery, front riggings and footplates.

SEAT WIDTH <sup>1</sup>							
SW	<input type="checkbox"/>	12" <input type="checkbox"/>	13" <input type="checkbox"/>	14" <input type="checkbox"/>	15" <input type="checkbox"/>	16" <input type="checkbox"/>	NC

[1- Width Calculator](#)



<sup>1</sup> - Expected lifetime is limited to 5 years from the original date of purchase to the first user only and is non-transferable. The Growth Kit is a program, independent of the product limited warranty.

↓ **Caution: complete only one of the following two sections** ↓

SEAT DEPTH (Available with WC-19)			
SD12	<input type="checkbox"/>	12" Seat sling - frame of 14"	NC
SD13	<input type="checkbox"/>	13" Seat sling - frame of 14"	NC
SD14	<input type="checkbox"/>	14" Seat sling - frame of 14"	NC
SD15	<input type="checkbox"/>	15" Seat sling - frame of 15"	NC
SD16	<input type="checkbox"/>	16" Seat sling - frame of 16"	NC

FIXED BACK CANE (MUST select ONE push handle options)			
BC11-1215	<input type="checkbox"/>	Aluminium straight back cane (90°)	12 - 15" NC
BC11-1518	<input type="checkbox"/>	Aluminium straight back cane (90°)	15 - 18" NC
BC11-1821	<input type="checkbox"/>	Aluminium straight back cane (90°) - STD	18 - 21" NC
BC12-1315	<input type="checkbox"/>	Aluminum back cane 8° bend	13.5 - 15" NC
BC12-1518	<input type="checkbox"/>	Aluminum back cane 8° bend	15 - 18" NC
BC12-1821	<input type="checkbox"/>	Aluminum back cane 8° bend -STD	18 - 21" NC

Specify height:<sup>5</sup> \_\_\_\_\_ measured from seat sling to top of back upholstery

ANGLE ADJUSTABLE BACK CANE (MUST select ONE push handle options)			
BC13-1518	<input type="checkbox"/>	Aluminium straight back cane (90°)	15 - 18" NC
BC13-1821	<input type="checkbox"/>	Aluminium straight back cane (90°) - STD	18 - 21" NC
BC14-1518	<input type="checkbox"/>	Aluminum back cane 8° bend	15 - 18" NC
BC14-1821	<input type="checkbox"/>	Aluminum back cane 8° bend -STD	18 - 21" NC

Select angle for the back cane: 85°  90°  95° STD   
 100°  105°  110°

Specify height :<sup>5</sup> \_\_\_\_\_

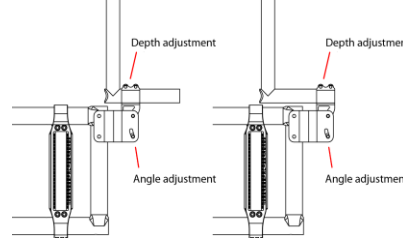
<sup>5</sup> - If not indicated, default height setting is at the lowest position

SEAT DEPTH- Depth and angle adjustable (available with WC-19) <sup>3</sup>			
SD14	<input type="checkbox"/>	12" to 15" (seat sling/frame 14")	NC
SD15	<input type="checkbox"/>	13" to 16" (seat sling/frame 15")	NC
SD16	<input type="checkbox"/>	14" to 17" (seat sling/frame 16")	NC
SD17	<input type="checkbox"/>	15" to 18" (seat sling/frame 17")	NC
SD18	<input type="checkbox"/>	16" to 19" (seat sling/frame 18")	NC

Specify depth :<sup>4</sup> \_\_\_\_\_

<sup>3</sup> - Maximum weight of 165 lb with a depth adjustable backrest

<sup>4</sup> - If not indicated, the depth will be equal to the seat sling



DEPTH AND ANGLE ADJUSTABLE BACK CANE (MUST select ONE push handle options)

BC15-912	<input type="checkbox"/>	Aluminium straight back cane 9 - 12"	NC
BC15-1215	<input type="checkbox"/>	Aluminium straight back cane 12 - 15"	NC
BC15-1518	<input type="checkbox"/>	Aluminium straight back cane 15 - 18"	NC
BC15-1821	<input type="checkbox"/>	Aluminium straight back cane 18 - 21" STD	NC
BC16-1215	<input type="checkbox"/>	Aluminum back cane 8° bend 12 - 15"	NC
BC16-1518	<input type="checkbox"/>	Aluminum back cane 8° bend 15 - 18"	NC
BC16-1821	<input type="checkbox"/>	Aluminum back cane 8° bend STD 18 - 21"	NC

Select angle for the back cane: 90°  95° STD  100°  105°

Specify height :<sup>5</sup> \_\_\_\_\_

FRAME LENGTH <sup>2</sup>							
SP01	<input type="checkbox"/>	Standard frame length configuration (Distance of 2 1/8" from end of seat upholstery to end of frame)					STD
SP02	<input type="checkbox"/>	Frame length 1" longer than standard configuration					NC
SP03	<input type="checkbox"/>	Frame length 2" longer than standard configuration					NC
SP04	<input type="checkbox"/>	Frame length 1" shorter than standard configuration					NC
TRANSIT TIE DOWN							
AC35	<input type="checkbox"/>	WC-19 Transit Tie Down without belt <sup>1</sup>				E1022	\$350

<sup>1</sup> - May interfere with clamp on height adjustable push handle;

PACKAGES							
VP01	<input type="checkbox"/>	Vision Package: Orange accent added to point of contact accessories including: footrest latches, "T" and flip back armrest button cap, 6" Push to lock extension and rubber inserts on Newton composite angle adjustable footplates <sup>2</sup>				K0108	\$95

<sup>2</sup> - Please select footplates, footrest, armrest, push to lock wheel lock and the extensions in the appropriate sections; To know the compatible parts, look for this logo **\*VP01**; Recommended with black chair; See picture of the product on page 6. <sup>2</sup> - see chart on page 7;

### Helio Kids FRONT Seat-to-floor Height - Please select your choice

Forks / Position		3" caster			4" caster			5" caster			6" caster			7" caster			8" caster					
		Stem bolt Length			Stem bolt Length			Stem bolt Length			Stem bolt Length			Stem bolt Length			Stem bolt Length					
		STD	+1"	+2"	STD	+1"	+2"	STD	+1"	+2"	STD	+1"	+2"	STD	+1"	+2"	STD	+1"	+2"			
4"	P1	13"	14"	15"	13 1/2"	14 1/2"	15 1/2"															
	P2	13 1/2"	14 1/2"	15 1/2"	14"	15"	16"	14 1/2"	15 1/2"	16 1/2"												
5"	P1																					
	P2				14"	15"	16"	14 1/2"	15 1/2"	16 1/2"												
	P3	14"	15"	16"	14 1/2"	15 1/2"	16 1/2"	15"	16"	17"	15 1/2"	16 1/2"	17 1/2"									
	P4	14 1/2"	15 1/2"	16 1/2"	15"	16"	17"	15 1/2"	16 1/2"	17 1/2"	16"	17"	18"	16 1/2"	17 1/2"	18 1/2"						
7"	P1										16 1/2"	17 1/2"	18 1/2"	17"	18"	19"						
	P2									16 1/2"	17 1/2"	18 1/2"	17"	18"	19"	17 1/2"	18 1/2"	19 1/2"				
	P3									17"	18"	19"	17 1/2"	18 1/2"	19 1/2"	18"	19"	20"	18 1/2"	19 1/2"	20 1/2"	
	P4	16 1/2"	17 1/2"	18 1/2"	17"	18"	19"	17 1/2"	18 1/2"	19 1/2"	18"	19"	20"	18 1/2"	19 1/2"	20 1/2"	19"	20"	21"	19 1/2"	20 1/2"	21 1/2"
	P5	17"	18"	19"	17 1/2"	18 1/2"	19 1/2"	18"	19"	20"	18 1/2"	19 1/2"	20 1/2"	19"	20"	21"	19 1/2"	20 1/2"	21 1/2"			
Froglegs	P1				14 1/2"	15 1/2"	16 1/2"															
	P2	14 1/2"	15 1/2"	16 1/2"	15"	16"	17"	15 1/2"	16 1/2"	17 1/2"												
	P3	15"	16"	17"	15 1/2"	16 1/2"	17 1/2"	16"	17"	18"	16 1/2"	17 1/2"	18 1/2"									

Height available +/- 1/4" (see stem bolt and fork combination at the end of the order form)

### FRONT CASTERS

CASTERS				Available			
CA01-03 to CA01-08	<input type="checkbox"/>	Composite wheel w/ PU tire (1")		3", 4", 5", 6", 7", 8"		NC	
CA10 to CA11	<input type="checkbox"/>	Pneumatic casters (1 1/4")		6", 8"	E2214/E2215	\$165	
CA14 to CA16	<input type="checkbox"/>	Newton UltraCaster Composite (1 1/2")		4", 5", 6"		\$95	
CA17 to CA19	<input type="checkbox"/>	Newton UltraCaster Aluminum (1 1/2")		4", 5", 6"		\$215	
CASTER OPTIONS							
CA12	<input type="checkbox"/>	Caster Pin Locks (Available with +1" or +2" Stem bolt ONLY) <sup>1</sup>				K0073	\$300
CA13	<input type="checkbox"/>	Carbon fiber Frog Legs suspension forks (Not available with caster pin locks)				E1015	\$490

<sup>1</sup> - Not available with WC-19

### KIDS REAR Seat-to-floor Height

WHEEL SIZES		Height available		Specify desired height: _____
<input type="checkbox"/>	20" (451) wheel	12 1/2	to 17 1/4	
<input type="checkbox"/>	22" (501) wheel	13 1/2	to 18 1/4	
<input type="checkbox"/>	24" (540) wheel	14 1/2	to 19 1/4	

Note: Tire size, center of gravity setting and seat slope may result in a variation of +/- 1/2" of selected seat to floor height"

**REAR WHEELS**

<b>ONE ARM DRIVE <sup>1</sup></b>		<i>Only available with Newton One rear wheels, permanent axles, 0° camber</i>									
HR22	<input type="checkbox"/>	One arm drive - aluminum inner handrim <sup>2</sup>	Left <input type="checkbox"/>	Right <input type="checkbox"/>		E0958	\$1,495				
HR60	<input type="checkbox"/>	One arm drive - plastic coated inner handrim <sup>2</sup>	Left <input type="checkbox"/>	Right <input type="checkbox"/>		E0958	\$1,600				
HR98	<input type="checkbox"/>	Omit handrim on opposite side of the One Arm Drive (OAD)					NC				
<b>REAR WHEELS</b>						Available					
RW01	<input type="checkbox"/>	Mag <sup>3</sup>			20", 22" 24"		\$57				
RW02	<input type="checkbox"/>	Newton One - spoke wheel			20", 22" 24"		NC				
RW03	<input type="checkbox"/>	Newton Gravity - ultralight wheel			20", 22", 24"		\$360				
RW04	<input type="checkbox"/>	Spinergy Spox <b>Blk STD</b> <input type="checkbox"/>	Wht <sup>5</sup> <input type="checkbox"/>	Blue <sup>5</sup> <input type="checkbox"/>	Red <sup>5</sup> <input type="checkbox"/>	Yel <sup>5</sup> <input type="checkbox"/>	\$915				
RW05	<input type="checkbox"/>	Spinergy LX <b>Blk STD</b> <input type="checkbox"/>	Pur <sup>5</sup> <input type="checkbox"/>	Wht <sup>5</sup> <input type="checkbox"/>	Blue <sup>5</sup> <input type="checkbox"/>	Red <sup>5</sup> <input type="checkbox"/>	Yel <sup>5</sup> <input type="checkbox"/>	Pink <sup>5</sup> <input type="checkbox"/>	Grn <sup>5</sup> <input type="checkbox"/>	Org <sup>5</sup> <input type="checkbox"/>	\$1,145
RW07	<input type="checkbox"/>	Spinergy CLX <sup>4</sup> <b>Blk STD</b> <input type="checkbox"/>	Pur <sup>5</sup> <input type="checkbox"/>	Wht <sup>5</sup> <input type="checkbox"/>	Blue <sup>5</sup> <input type="checkbox"/>	Red <sup>5</sup> <input type="checkbox"/>	Yel <sup>5</sup> <input type="checkbox"/>	Pink <sup>5</sup> <input type="checkbox"/>	Grn <sup>5</sup> <input type="checkbox"/>	Org <sup>5</sup> <input type="checkbox"/>	\$1,625
<b>TIRES (The brand and color may vary depending on parts availability)</b>						Available					
<b>AIRLESS</b>											
TI01	<input type="checkbox"/>	Soft Urethane 1 3/8" - Low Tread, black			20", 22" 24"	E2218	STD				
TI02	<input type="checkbox"/>	Soft Urethane 1 3/8" - Medium Tread, black <sup>7</sup>			22", 24"	E2218	\$97				
TI13	<input type="checkbox"/>	Soft Urethane 1" - No tread, black - <i>Sentinel</i>			20", 22", 24"	E2218	\$118				
TI08	<input type="checkbox"/>	Pneumatic Airless insert 1 3/8" - Medium Tread <sup>8</sup>			22", 24"	E2211/E2213	\$95				
<b>PNEUMATIC</b>											
TI05	<input type="checkbox"/>	Pneumatic 1 3/8" - Medium Tread			20", 22", 24"	E2211/E2212	NC				
TI06	<input type="checkbox"/>	Pneumatic HP 1" - Low Tread, Puncture resistant, black - <i>SpeedLite</i>			20", 22", 24"	E2211/E2212	\$105				
TI07	<input type="checkbox"/>	Pneumatic HP 1" - Medium Tread, Puncture resistant, black - <i>TrailBlazer</i>			24"	E2211/E2212	\$150				
TI03	<input type="checkbox"/>	Pneumatic 2" - Large Tread, black <sup>9</sup>			22", 24"	E2211/E2212	\$115				

**1-** Offered with handrims on each side of the wheelchair; Select outer handrim in the handrims section; Only available with 24" wheel size; **2-** Only standard handrim position available  
**3-** Not compatible with HP tires ; Only available with aluminum or plastic coated handrim, standard position; **4-** Only available with 1" tires; **5-** Colour spokes require an additional 10 days lead-time;  
**7-** The 22" is only available with Mags, Newton One and Newton Gravity rear wheels; **8-** Not available with Spinergy CLX; **9-** Not available with armrests when the 3° or 6° camber are selected;

**HANDRIMS**

<b>HANDRIM</b>						Available	
HR01	<input type="checkbox"/>	Aluminum anodized			20", 22", 24"		STD
HR61	<input type="checkbox"/>	Aluminum black hard anodized <sup>2</sup>			20", 22", 24"		\$75
HR02	<input type="checkbox"/>	Plastic coated <sup>1</sup>			20", 22", 24"		\$110
HR03	<input type="checkbox"/>	High friction coated <sup>1,2,3</sup>			22", 24"		\$375
HR07-HR18 and HR65-HR71	<input type="checkbox"/>	Newton Air Grip <sup>2</sup> <i>See on page 6 for color choice</i>			20", 22", 24"		\$110
HR28	<input type="checkbox"/>	Surge <sup>1,2,3,4</sup> (1 1/2" Oval handrim w/ Gripton high friction strip)			22", 24"		\$450
HR05	<input type="checkbox"/>	Surge LT <sup>1,2,3,4</sup> (1 1/8" Oval handrim w/ Gripton high friction strip)			22", 24"		\$495
HR04	<input type="checkbox"/>	Natural Fit <sup>1,2,3,4</sup>			22", 24"		\$395
HR62	<input type="checkbox"/>	Simi H <sup>1,2,3</sup> (1 3/8" Oval handrim with high friction strip)			22", 24"		\$395
HR63	<input type="checkbox"/>	Nova H <sup>1,2,3</sup> (1 1/4" Oval handrim with high friction strip)			22", 24"		\$445
HR64	<input type="checkbox"/>	Optimum H <sup>1,2,3</sup> (1 1/8" heart-shaped handrim)			22", 24"		\$345
HR99	<input type="checkbox"/>	Omit handrim					NC

**1-** Only standard and narrow handrim position. By default, the tab won't be cut with the narrow position; **2-** Not available with Mag wheels; **3-** Not available with one arm drive;  
**4-** 24" is not available with the Spinergy Spox, LX and CLX in narrow position; CLX rear wheel are not available with thumb piece

**HANDRIMS OPTION**

<b>ASSEMBLY POSITION</b>							
HR29	<input type="checkbox"/>	Standard Handrim position	Full tab				STD
HR030	<input type="checkbox"/>	Narrow Handrim position no cut <sup>6</sup>	Full tab				NC
HR30	<input type="checkbox"/>	Narrow Handrim position with cut <sup>5</sup>	Short tab 2 positions				\$30
HR31	<input type="checkbox"/>	Super Narrow Handrim <sup>5</sup>	Short tab 2 positions STD <input type="checkbox"/>	Short tab 1 position <sup>6</sup> <input type="checkbox"/>			\$30
<b>THUMB PIECE SELECTION FOR NATURAL FIT, SURGE, SURGE LT HANDRIMS</b>							
HR23	<input type="checkbox"/>	Standard grip					\$95
HR27	<input type="checkbox"/>	Super grip					\$150
HR099	<input type="checkbox"/>	Omit thumb piece					NC

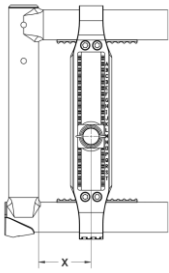
**5-** Only available with Aluminum and Air Grip handrims; **6-** Not available with the combination of 24" Newton Gravity, Spinergy Spox, LX, wheels and a 1 3/8" Airless insert pneumatic tire with any handrim;

<b>AXLE <sup>1</sup></b>							
AX01	<input type="checkbox"/>	Quick release axle					STD
AX02	<input type="checkbox"/>	Permanent axle					NC
AX03	<input type="checkbox"/>	Quad release axle				K0108	\$130
<b>AXLE PLATE</b>							
AX04	<input type="checkbox"/>	Amputee adjustable axle plate <sup>2</sup>				E0959	\$205

**1-** Not required with one arm drive; **2-** May interfere with swing away armrest and limit seat to floor height; Not available with WC-19 transit tie down *and the swing away anti-tipper*

<b>REAR WHEEL CAMBER</b>							
CM00	<input type="checkbox"/>	0° camber					STD
CM03	<input type="checkbox"/>	3° camber					NC
CM06	<input type="checkbox"/>	6° camber (not available with amputee axle plate)					\$165

**CENTER OF GRAVITY**



**Choose position of rear wheel axle plate:**

Measure distance X from front of back post to center of axle receiver.

X =	Most stable						Most responsive						
	AMPUTEE	1"	1/4"	1/2"	3/4"	2"	1/4"	1/2"	3/4"	3"	1/4"	1/2"	3/4"
	<input type="checkbox"/>	<input type="checkbox"/>	<input type="checkbox"/>	<input type="checkbox"/>	<input type="checkbox"/>	<input type="checkbox"/>	<input type="checkbox"/>	<input type="checkbox"/>	<input type="checkbox"/>	<input type="checkbox"/>	<input type="checkbox"/>	<input type="checkbox"/>	<input type="checkbox"/>

**If not indicated, default setting is at 1.5"**

Possible conflict between a seat depth under 16" and a center of gravity over 2.5".

Motion Composites will select the closest possible center of gravity (COG) if an issue arises with the COG

1-Only available with the amputee axle plate

**WHEEL LOCK**

WL08	<input type="checkbox"/>	Newton Wheel lock - push to lock				STD
WL02	<input type="checkbox"/>	Pull to lock				NC
WL04	<input type="checkbox"/>	Newton grade aid push to lock (works best with pneumatic or high pressure tire)			E0974	\$155
WL13	<input type="checkbox"/>	6" removable extension handle <sup>1</sup> *VP01			E0961	\$77
WL14	<input type="checkbox"/>					
WL05	<input type="checkbox"/>	Scissors Lock				\$155
WL06	<input type="checkbox"/>	Attendant Lock (additional set of wheel lock mounted to the back)				\$215
WL15	<input type="checkbox"/>	Unilateral wheel lock - pull to lock <sup>2</sup>	Left <input type="checkbox"/>	Right <input type="checkbox"/>		\$330
WL99	<input type="checkbox"/>	Omit wheel locks				NC

1- Only available with Newton push to lock (WL08), pull to lock (WL02) and Newton Grade aid (WL04); Only the extension for the Newton push to lock is available with the vision package (VP01)

2- For more information about incompatibilities and restriction, refer to the table at page 7 and the "How-to documents" page of our website:

[https://www.motioncomposites.com/en\\_ca/support-and-education/how-to-documents](https://www.motioncomposites.com/en_ca/support-and-education/how-to-documents)

**FOOTREST**

**SWING-IN/SWING-OUT FOOTREST**

FR03-01	<input type="checkbox"/>	60° Swing-in/swing-out footrest - 13.5" - 17"			Set at*:		NC
FR03-02	<input type="checkbox"/>	60° Swing-in/swing-out footrest - 14.5" - 19.5"			Set at*:		NC
FR03-03	<input type="checkbox"/>	60° Swing-in/swing-out footrest - 15.5" - 20.5"			Set at*:		NC
FR04-01	<input type="checkbox"/>	70° Swing-in/swing-out footrest - 13.5" - 17"			Set at*:		NC
FR04-02	<input type="checkbox"/>	70° Swing-in/swing-out footrest - 14.5" - 19.5"			Set at*:		NC
FR04-03	<input type="checkbox"/>	70° Swing-in/swing-out footrest - 15.5" - 20.5"			Set at*:		NC
FR15-01	<input type="checkbox"/>	80° Swing-in/swing-out footrest - 13.5" - 16" <sup>5</sup>			Set at*:		NC
FR15-02	<input type="checkbox"/>	80° Swing-in/swing-out footrest - 14.5" - 19.5" <sup>5</sup>			Set at*:		NC
FR15-03	<input type="checkbox"/>	80° Swing-in/swing-out footrest - 15.5" - 20.5" <sup>5</sup>			Set at*:		NC
FR06	<input type="checkbox"/>	90° swing-in/swing-out with front mount - Standard (no extension) <sup>1</sup>		7.5" - 11"	Set at*:		NC
FR07	<input type="checkbox"/>	90° swing-in/swing-out with front mount - Short extension <sup>2</sup> <sup>1,2</sup>		9.5" - 13"	Set at*:		NC
FR08	<input type="checkbox"/>	90° swing-in/swing-out with front mount - Medium extension <sup>4</sup> <sup>1,2</sup>		9.5" - 14.5"	Set at*:		NC

**FOOTREST OPTIONS**

FR09	<input type="checkbox"/>	High mount (footplate attached to the hanger with clamps) <sup>3</sup>		5" - 13.5"	Set at*:		\$85
FR10	<input type="checkbox"/>	Elevating legrest with calf pad, Length adjustable <sup>4</sup>	Left <input type="checkbox"/>	Right <input type="checkbox"/>	Set at:	E0990	\$245
FR99	<input type="checkbox"/>	Omit Footrest					NC

1- Available only with two piece adjustable footplates; 2- May interfere with front casters; 3- Not available with front mount and the elevating legrest; \* + or - 1/2"

4- The elevating legrest replace the footrest side selected; Not compatible with seat width of 12" and 13" and one piece footplate; 5- Not available with 8" caster

**FOOTPLATES**

FP01	<input type="checkbox"/>	Standard - Composite <sup>1</sup>					STD
FP02	<input type="checkbox"/>	Newton adjustable angle - Composite <sup>**VP01</sup>				K0040	\$215
FP03	<input type="checkbox"/>	Newton adjustable angle - Aluminum <sup>2</sup>				K0040	\$235
FP04	<input type="checkbox"/>	Newton adjustable angle - Carbon fiber (with rubber inserts)					\$445
FP23	<input type="checkbox"/>	Newton adjustable angle extra deep - Aluminum				K0040	\$235
FP06	<input type="checkbox"/>	One piece adjustable angle flip-up - Aluminum				K0040	\$195
FP07	<input type="checkbox"/>	One piece adjustable angle flip-up - Carbon fiber (with rubber inserts)					\$465

**FOOTPLATE ACCESSORIES**

FP08	<input type="checkbox"/>	Length adjustable heel loop (not available with one piece footplate)				E0951	\$41
FP09	<input type="checkbox"/>	Calf strap				K0038	\$39
FP30	<input type="checkbox"/>	Bodypoint Aeromesh Padded calf strap				K0038	\$118

1- Not available with front mount; 2- The Newton adjustable angle (Aluminum) is the only available option with a 12 and 13" wide frame

**SWING AWAY RESIDUAL LIMB SUPPORT**

FR27	<input type="checkbox"/>	Residual limb support - flat 6"x8"	Left <input type="checkbox"/>	Right <input type="checkbox"/>		E1020	\$420
FR28	<input type="checkbox"/>	Residual limb support - flat 8"x10"	Left <input type="checkbox"/>	Right <input type="checkbox"/>		E1020	\$420
FR29	<input type="checkbox"/>	Residual limb support - flat 10"x10"	Left <input type="checkbox"/>	Right <input type="checkbox"/>		E1020	\$420
FR30	<input type="checkbox"/>	Residual limb support - flat 10"x14"	Left <input type="checkbox"/>	Right <input type="checkbox"/>		E1020	\$420
FR32	<input type="checkbox"/>	Residual limb support - contour 6"x8"	Left <input type="checkbox"/>	Right <input type="checkbox"/>		E1020	\$420
FR33	<input type="checkbox"/>	Residual limb support - contour 8"x10"	Left <input type="checkbox"/>	Right <input type="checkbox"/>		E1020	\$420

**SEATING AND PUSH HANDLES**

BACK UPHOLSTERY				
BH05	<input type="checkbox"/>	Slip-on Nylon back upholstery <sup>1</sup>		STD
BH08	<input type="checkbox"/>	Adjustable tension Active-Mesh back upholstery	E2611/E2612	\$305
BH99	<input type="checkbox"/>	Omit Back upholstery		NC
	<input type="checkbox"/>	NXT back Support	See price list	

*1- Not available if the base price "Without upholstery" is selected*

SEAT CUSHION				
SC01	<input type="checkbox"/>	2" Cushion		\$170
SC02	<input type="checkbox"/>	3" Cushion	E2601/E2602	\$190
SC99	<input type="checkbox"/>	Omit seat cushion		STD
	<input type="checkbox"/>	NXT cushion	See price list	

PUSH HANDLES OPTIONS (ONE option at a time)				
PH01	<input type="checkbox"/>	Push handles		STD
PH05	<input type="checkbox"/>	Fold down push handles <sup>1</sup>		\$145
PH06-920	<input type="checkbox"/>	Clamp on height adjustable push handles 9" - 20" <sup>1,2</sup>		\$325
PH06-923	<input type="checkbox"/>	Clamp on height adjustable push handles 9" - 23" <sup>1,2</sup>		\$325
PH02	<input type="checkbox"/>	Omit push handles		NC

STROLLER HANDLE AND STABILIZER BAR (only available with push handle)				
PH04	<input type="checkbox"/>	Stroller handle	K0108	\$165
PH03	<input type="checkbox"/>	Newton folding stabilizer bar (not available with stroller handle)		\$270

*1- Not compatible with stroller handle, stabilizer bar, headrest and attendant lock; 2- Not compatible with depth adjustable back, 8° bend back canes and amputee axle plates*

**ARMRESTS**

HEIGHT ADJUSTABLE "T" ARMREST <sup>1</sup> *VP01				
AR13-610	<input type="checkbox"/>	10" Desk length armpad <sup>4</sup>	6" - 10"	E0973 \$330
AR03-812	<input type="checkbox"/>	10" Desk length armpad	8" - 12"	E0973 \$330
AR03-1014	<input type="checkbox"/>	10" Desk length armpad	10" - 14"	E0973 \$330
AR14-610	<input type="checkbox"/>	14" Full length armpad <sup>4</sup>	6" - 10"	E0973 \$330
AR04-812	<input type="checkbox"/>	14" Full length armpad	8" - 12"	E0973 \$330
AR04-1014	<input type="checkbox"/>	14" Full length armpad	10" - 14"	E0973 \$330

LOCKING FLIP-UP ARMREST <sup>2,5</sup>				
AR07	<input type="checkbox"/>	Locking Flip-Up Armrest	E0950	\$335

ARMREST OPTIONS				
AR12	<input type="checkbox"/>	14" Full Length armpad - Gel Ovation (pair) <sup>3</sup>		\$165
AR99	<input type="checkbox"/>	Omit armrest		NC

*1- May have 1/2" adjustment restriction on both limits of the range; 2- May interfere with rigid back hardware; Only available with 18"-21" straight aluminum back canes; Not available with back upholstery; 3- Not available with locking flip-up armrest and short "T" armrest; 4- May have some restriction with seat-to-floor height and rear wheel; 5- Not available with the tray*

**ACCESSORIES**

SIDE GUARDS (not available with "T" Armrest)				
SG01	<input type="checkbox"/>	Plastic side guards (removable)	Straight bracket - STD    Offset bracket <sup>1</sup>	K0108 \$200
SG03	<input type="checkbox"/>	Carbon fiber side guards (removable)	Straight bracket - STD    Offset bracket <sup>1</sup>	K0108 \$305
SG06	<input type="checkbox"/>	Plastic fender side guards (removable)	Straight bracket - STD    Offset bracket <sup>1</sup>	\$290
SG04	<input type="checkbox"/>	Carbon fiber fender side guards (removable)	Straight bracket - STD    Offset bracket <sup>1</sup>	K0108 \$550
SG99	<input type="checkbox"/>	Omit side guard		NC

*1- only compatible with 0° camber; Increase width by 1/2" per side for a total of 1"*

POSITIONING BELT				
SB01-S	<input type="checkbox"/>	Velcro adjustable - Small 35"		E0978 \$46
SB01-L	<input type="checkbox"/>	Velcro adjustable - Long 60"		E0978 \$46
SB02-S	<input type="checkbox"/>	Auto buckle - Small 35"		E0978 \$87
SB02-M	<input type="checkbox"/>	Auto buckle - Medium 48"		E0978 \$87
SB02-L	<input type="checkbox"/>	Auto buckle - Long 60"		E0978 \$87
SB04-M	<input type="checkbox"/>	BodyPoint Hip Belt - 2 point not padded - Medium 56"		E0978 \$85
SB04-L	<input type="checkbox"/>	BodyPoint Hip Belt - 2 point not padded - Long 61"		E0978 \$85
SB05-S	<input type="checkbox"/>	BodyPoint Hip Belt - 2 point padded - Small 51"		E0978 \$180
SB05-M	<input type="checkbox"/>	BodyPoint Hip Belt - 2 point padded - Medium 56"		E0978 \$180
SB05-L	<input type="checkbox"/>	BodyPoint Hip Belt - 2 point padded - Long 61"		E0978 \$180
SB06-S	<input type="checkbox"/>	BodyPoint Hip Belt - 4 point padded - Small 51"		E0978 \$195
SB06-M	<input type="checkbox"/>	BodyPoint Hip Belt - 4 point padded - Medium 56"		E0978 \$195
SB06-L	<input type="checkbox"/>	BodyPoint Hip Belt - 4 point padded - Long 61"		E0978 \$195
SB03	<input type="checkbox"/>	Hardware attachment for 2 extra points (1 pair)		\$17
SB08-M	<input type="checkbox"/>	BodyPoint EVOFLEX® Positioning Belt Rehab latch and Band Clamps - Medium 18"	K0108	\$305
SB08-L	<input type="checkbox"/>	BodyPoint EVOFLEX® Positioning Belt Rehab latch and Band Clamps - Long 24"	K0108	\$305
SB99	<input type="checkbox"/>	Omit positioning belt		STD

HEADREST <sup>1</sup>				
AC01-S	<input type="checkbox"/>	Profiled Headrest - Small (3.5"X6")	E0955	\$185
AC01-M	<input type="checkbox"/>	Profiled Headrest - Medium (4.5"X7")	E0955	\$185
AC01-L	<input type="checkbox"/>	Profiled Headrest - Large (5.5"X8")	E0955	\$185
AC28	<input type="checkbox"/>	Headrest mounting hardware with removable non folding stabilizer bar <sup>1</sup>	E1028	\$300

*1- Only available with push handles - Not available with a stroller handle or a folding stabilizer bar*

ACCESSORIES						
WC10	<input type="checkbox"/>	E-Motion adaptor Kit (2 adaptors) - Only necessary with 6° camber				\$36
AC03	<input type="checkbox"/>	Anti-tippers			E0971	\$150
AC29	<input type="checkbox"/>	Swing-away anti-tipper <sup>1</sup>	Left <input type="checkbox"/> Right <input type="checkbox"/>			\$190
AC27	<input type="checkbox"/>	Tip assist <sup>2</sup>				\$67
AC06	<input type="checkbox"/>	Cane and crutch holder	Left <input type="checkbox"/> Right <input type="checkbox"/>		E2207	\$200
AC07	<input type="checkbox"/>	Oxygen tank holder <sup>4</sup> - D and E Type - installed on the left			E2208	\$315
AC08	<input type="checkbox"/>	Spoke guards (Clear) <sup>3</sup> Available: 20", 22", 24"			K0065	\$118
AC41	<input type="checkbox"/>	Tray			K0020	\$295
AC09	<input type="checkbox"/>	Footrest neoprene impact guard (pair) - Black			K0108	\$92
AC10	<input type="checkbox"/>	Seat pouch				\$82
AC30	<input type="checkbox"/>	Newton multi-purpose pouch				\$61
AC26	<input type="checkbox"/>	BodyPoint Mobility Bag				\$135
AC23	<input type="checkbox"/>	Newton Backpack				\$130
AC12	<input type="checkbox"/>	Velcro Closing Strap				\$57
AC13	<input type="checkbox"/>	Tool kit				\$51

1- Must select the pair (left and right) with HD option<sup>2</sup> Only available with rear seat to floor height between 13 1/2" and 19 3/4"

2- Cannot be combined with Anti Tippers

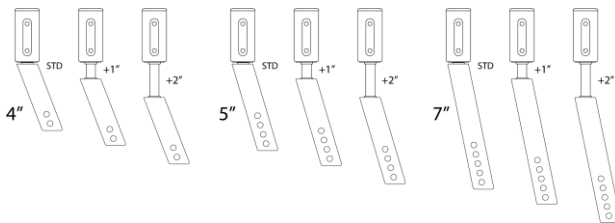
3- Not available with Mag wheels and Spinerig; 4- Not compatible with swing away armrest or amputee axle plate and WC-19 transit tie-down; 5- See page 6 for the image selection;

Colors																				
Options <sup>1</sup>	Black	Sunkissed Orange	Burgundy	Sapphire Blue	Monster Green	Charcoal	Fuchsia	Steel Blue	Ferrari Red	Acid Green	Electric Purple	Caribbean Blue	White	Pink Pearl	Plum Purple	Sky Blue	Black Cherry	Khaki Green (matte)	Desert Sand (matte)	
AirGrip	<input type="checkbox"/>	<input type="checkbox"/>	<input type="checkbox"/>	<input type="checkbox"/>	<input type="checkbox"/>	<input type="checkbox"/>	<input type="checkbox"/>	<input type="checkbox"/>	<input type="checkbox"/>	<input type="checkbox"/>	<input type="checkbox"/>	<input type="checkbox"/>	<input type="checkbox"/>	<input type="checkbox"/>	<input type="checkbox"/>	<input type="checkbox"/>	<input type="checkbox"/>	<input type="checkbox"/>	<input type="checkbox"/>	\$110
Frame <sup>2</sup> (NC)	<input type="checkbox"/>	<input type="checkbox"/>	<input type="checkbox"/>	<input type="checkbox"/>	<input type="checkbox"/>	<input type="checkbox"/>	<input type="checkbox"/>	<input type="checkbox"/>	<input type="checkbox"/>	<input type="checkbox"/>	<input type="checkbox"/>	<input type="checkbox"/>	<input type="checkbox"/>	<input type="checkbox"/>	<input type="checkbox"/>	<input type="checkbox"/>	<input type="checkbox"/>	<input type="checkbox"/>	<input type="checkbox"/>	TBD <sup>5</sup>
Footrest	<input type="checkbox"/>	<input type="checkbox"/>	<input type="checkbox"/>	<input type="checkbox"/>	<input type="checkbox"/>	<input type="checkbox"/>	<input type="checkbox"/>	<input type="checkbox"/>	<input type="checkbox"/>	<input type="checkbox"/>	<input type="checkbox"/>	<input type="checkbox"/>	<input type="checkbox"/>	<input type="checkbox"/>	<input type="checkbox"/>	<input type="checkbox"/>	<input type="checkbox"/>	<input type="checkbox"/>	<input type="checkbox"/>	NC
FC99	<input type="checkbox"/>	Custom Color <a href="#">Specify PPG Paintit color:</a>																additional 10 days lead-time	\$390	

1- Color representation may vary from one monitor to another. Therefore, the actual paint color on your wheelchair might differ slightly from what you see on your screen.; Finish between Airgrip and frame might be different;

2- with black hydroformed aluminum crossbrace 3- The frame color will be confirmed with the quote conversion into an order (in absence of selection, the color will be black)

### Fork and Stem bolt combinations



### Frame length chart

Frame length	Seat Depth						
	14"	15"	16"	17"	18"	19"	20"
STD							
+1							N/A
+2						N/A	N/A
-1	N/A						

### Unilateral wheel lock restrictions

Seat depth: shall be 16 in and greater  
Rear wheel: shall be 24 in and less

"T" or flip-back armrest only compatible with 0° camber  
One arm drive: not compatible with "T"  
One arm drive and flip-back armrest only available with 17 in depth frame  
"T" or flip-back armrest may require to move the rear wheels outwards  
Not compatible with wheel lock lever extension

Rear wheel diameter	Seat depth (in)	COG Compatibility Range (in)
20 in	16+	1.5 to 3.75
	16	1.0 to 2.75
22 in	17+	1.0 to 3.25
	18+	1.0 to 3.75
	16	1.0 to 2.0
24 in	17	1.0 to 2.75
	18+	1.0 to 3.75

## CUSTOMIZATION STARTS HERE!

With EVO Custom, whether it's a subtle tweak for comfort or mobility, or a fully reimagined component tailored to your unique needs, we're here to support you.



Explore the EVO Custom Catalog.

You can include your request or reference an existing customization from our catalog in the notes section below.




Have a customization in mind or a specific request? The EVO Custom Request Form is the best place to start.

### Notes :




# FOLDING ON CHAIR – USA ORDER FORM


 <p>BioFit™ CUSHION</p> <p>Use wheelchair configuration Or use this size: NXCABF _____ (W" x D")</p>	<b>WIDTH</b>					
		<b>12"</b>	<b>13"</b>	<b>14"</b>	<b>15"</b>	<b>16"</b>
	<b>12"</b>	\$468	\$468	\$468	N/A	N/A
	<b>13"</b>	N/A	N/A	N/A	N/A	N/A
	<b>14"</b>	\$468	\$468	\$468	N/A	N/A
	<b>15"</b>	N/A	\$468	\$468	\$468	\$468
	<b>16"</b>	N/A	\$468	\$468	\$468	\$468
	<b>17"</b>	N/A	N/A	N/A	\$468	\$468
	<b>18"</b>	N/A	N/A	N/A	\$468	\$468
	<b>19"</b>	N/A	N/A	N/A	\$468	\$468
<b>20"</b>	N/A	N/A	N/A	\$468	\$468	


HCPCS CODE E2607      Option: Change cover for incontinent/infection control outer cover      N/C


Green boxes are stocked sizes; the red boxes require customization\*; the N/A boxes are not available sizes.  
\*Customization (red boxes) is available with an upcharge of \$160.00 and has a 2 to 4 weeks additional lead time.


## SEATING AND CUSHION ACCESSORIES


	MODEL #	Description	Fits Back Width	Retail	QTY
 <p>HCPCS CODE E0992</p>	RSSI 1600	Solid Seat Insert	Fits cushions 16" & 17" wide (40.6-43.2 cm) and 14"-18" deep (35.6-45.7 cm)	\$80	

<b>THORACIC SHAPE</b>	 <p><b>Optima™</b> THORACIC BACK SUPPORT HCPCS CODE: E2620</p>							
	WIDTH	HEIGHT	MODEL # ALUMINUM	RETAIL	✓	Repl. cover & foam	Retail	✓
	14"	13"	NOACB1413	\$730		NIB-2193V	\$130	
	14"	16"	NOACB1416	\$730		NIB-2194V	\$130	
	15"	13"	NOACB1513	\$730		NIB-2197V	\$130	
	15"	16"	NOACB1516	\$730		NIB-2198V	\$130	
	16"	13"	NOACB1613	\$730		NIB-2201V	\$130	
	16"	16"	NOACB1616	\$730		NIB-2202V	\$130	
	16"	19"	NOACB1619	\$730		NIB-2203V	\$130	

 <p><b>Optima Carbon™</b> THORACIC BACK SUPPORT CARBON FIBER SHELL (WEIGHT SAVINGS – 1lb) HCPCS CODE: E2620</p>							
WIDTH	HEIGHT	MODEL # CARBON	RETAIL	✓	Repl. cover & foam	Retail	✓
14"	13"	NOCFACB1413	\$972		NIB-2193V	\$130	
14"	16"	NOCFACB1416	\$1,008		NIB-2194V	\$130	
15"	13"	NOCFACB1513	\$972		NIB-2197V	\$130	
15"	16"	NOCFACB1516	\$1,008		NIB-2198V	\$130	
16"	13"	NOCFACB1613	\$972		NIB-2201V	\$130	
16"	16"	NOCFACB1616	\$1,008		NIB-2202V	\$130	

<b>THORACIC SHAPE</b>	 <p><b>Optima™ DEEP</b> THORACIC BACK SUPPORT HCPCS CODE: E2620</p>							
	WIDTH	HEIGHT	MODEL # ALUMINUM	RETAIL	✓	Repl. cover & foam	Retail	✓
	14"	13"	NOPCB1413	\$730		NIB-2246V	\$130	
	14"	16"	NOPCB1416	\$730		NIB-2247V	\$130	
	15"	13"	NOPCB1513	\$730		NIB-2250V	\$130	
	15"	16"	NOPCB1516	\$730		NIB-2251V	\$130	
	16"	13"	NOPCB1613	\$730		NIB-2254V	\$130	
	16"	16"	NOPCB1616	\$730		NIB-2255V	\$130	
	16"	19"	NOPCB1619	\$730		NIB-2256V	\$130	

 <p><b>Optima Carbon™ DEEP</b> THORACIC BACK SUPPORT CARBON FIBER SHELL (WEIGHT SAVINGS – 1lb) HCPCS CODE: E2620</p>							
WIDTH	HEIGHT	MODEL # CARBON	RETAIL	✓	Repl. cover & foam	Retail	✓
14"	13"	NOCFPCB1413	\$1,066		NIB-2246V	\$130	
14"	16"	NOCFPCB1416	\$1,108		NIB-2247V	\$130	
15"	13"	NOCFPCB1513	\$1,066		NIB-2250V	\$130	
15"	16"	NOCFPCB1516	\$1,108		NIB-2251V	\$130	
16"	13"	NOCFPCB1613	\$1,066		NIB-2254V	\$130	
16"	16"	NOCFPCB1616	\$1,108		NIB-2255V	\$130	


<b>THORACIC SHAPE</b>	 <p><b>Xtend™ LOW HEIGHT ADJUSTABLE THORACIC BACK SUPPORT</b> HCPCS CODE: E2620</p>							
	xtend™	WIDTH	HEIGHT	RETAIL	✓	Repl. cover & foam	Retail	✓
	NHAACB(L)1213/17	12"	13-17"	\$730		NIB-2148V	\$130	
	NHAACB(L)1413/17	14"	13-17"	\$730		NIB-2149V	\$130	
	NHAACB(L)1613/17	16"	13-17"	\$730		NIB-2150V	\$130	

PLEASE NOTE: Each back will fit widths up to 2" wider.

ALL PRICES QUOTED IN CAD PRICES ARE SUBJECT TO CHANGE WITHOUT NOTICE.



For additional NXT models, sizes and hardware not shown, please refer to the complete NXT Seating Order Form at [www.motioncomposites.com](http://www.motioncomposites.com)

**BACK SUPPORT ACCESSORIES**

	MODEL #	DESCRIPTION	FITS BACK WIDTH	RETAIL	QTY
	Custom - Cover	Optional Infection Control Wipe Down Back Support Cover	Specify back model # when ordering	\$205	
	NIB-1938	Extra Small Privacy Flap for 11" - 13" wide back supports	11" - 13" (27.9 - 33.0)	\$70	
	NIB-1078	Small Privacy Flap for 14"-16" wide back supports	14" - 16" (35.6-40.6 cm)	\$70	



**MultiFit™ HEAD SUPPORT – MULTI-ADJUSTABLE PADS**

HCPCS CODE: E0955

	MODEL	Description	RETAIL	✓
	NIB-0784	10" x 5" Large Rectangular	\$205	
	NIB-0818	14" x 5" Extra-Large Rectangular	\$205	


**MultiFit™ HEAD SUPPORT – FIXTURE**

HCPCS CODE HARDWARE: E1033

	MODEL	Description	RETAIL	✓
	NIB-0747	Multi-Axis Hardware	\$150	
	NIB-0823	Head Support Receiver Bracket	\$60	

**EXTRA COVERS**

Extra Outer smartx3D Cover



Extra Outer Incontinent Cover



ITEM	WIDTH X DEPTH	RETAIL	QTY
Extra Outer smartx <sup>3D</sup> Cover – For a cover up to 18" x 18"	NXCCBF _____ V	\$130	
Extra Outer Incontinent Cover – For a cover up to 18" x 18"	NXCCAF _____ V	\$130	

ALL PRICES QUOTED IN CAD PRICES ARE SUBJECT TO CHANGE WITHOUT NOTICE.

For additional NXT models, sizes and hardware not shown, please refer to the complete NXT Seating Order Form at [www.motioncomposites.com](http://www.motioncomposites.com)