



HELIO KIDS C
 ORDER FORM - USA

1- Purchasing information

P.O. number:* _____ Date: _____

Company Name:* _____

Purchasing contact:* _____

Phone:* _____

Email:* _____

Contact preference:* Phone Email

Marked for: _____

3- Shipping information

Ship to:* _____

Name: _____

Address: _____

City: _____ Province: _____

ZIP Code: _____

Phone: _____

2- Dealer/Representative information

Dealer/Representative:* _____

Phone:* _____

Email:* _____

Contact preference:* Phone Email

* Required

MODEL WITHOUT TRANSIT (165 LB WEIGHT CAPACITY)			USD	
WC26-NTWU	<input type="checkbox"/>	Ultralight Aluminum Folding Helio KIDS Wheelchair NO TRANSIT, WITH UPHOLSTERY	E1236	\$2,595
WC26-NTNU	<input type="checkbox"/>	Ultralight Aluminum Folding Helio KIDS Wheelchair NO TRANSIT, NO UPHOLSTERY	E1238	\$2,495

MA080 English Manual (STD) MA089 Spanish manual Taxes not included

MODEL WITH TRANSIT (165 LB WEIGHT CAPACITY)			USD	
WC26-WTWU	<input type="checkbox"/>	Ultralight Aluminum Folding Helio KIDS Wheelchair WITH TRANSIT, WITH UPHOLSTERY	E1236	\$2,945
WC26-WTNU	<input type="checkbox"/>	Ultralight Aluminum Folding Helio KIDS Wheelchair WITH TRANSIT, NO UPHOLSTERY	E1238	\$2,845

HCPCS codes are listed as submitted. Please note that certain sizes may correspond to additional HCPCS codes. For example, widths ranging from 15" to 18" may qualify under code K0005.

CARBON FIBER FRAME					USD	
WC06	<input type="checkbox"/>	Carbon fiber frame: side frames, symmetrical molded crossbrace and back canes made of ultralight carbon fiber				\$2,295
Growth Kit included during the expected lifetime of the Helio Kids wheelchair¹ The growth kit includes crossbraces, crossbrace links, seat sling, back upholstery, front riggings and footplates.						
SEAT WIDTH ¹						
SW	<input type="checkbox"/>	12" <input type="checkbox"/>	13" <input type="checkbox"/>	14" <input type="checkbox"/>	15" <input type="checkbox"/>	16" <input type="checkbox"/>
						NC

[1. Width Calculator](#)



¹ - Expected lifetime is limited to 5 years from the original date of purchase to the first user only and is non-transferable. The Growth Kit is a program, independent of the product limited warranty.

↓ **Caution: complete only one of the following two sections** ↓

SEAT DEPTH (Available with WC-19)			
SD12	<input type="checkbox"/>	12" Seat sling - frame of 14"	NC
SD13	<input type="checkbox"/>	13" Seat sling - frame of 14"	NC
SD14	<input type="checkbox"/>	14" Seat sling - frame of 14"	NC
SD15	<input type="checkbox"/>	15" Seat sling - frame of 15"	NC
SD16	<input type="checkbox"/>	16" Seat sling - frame of 16"	NC

FIXED BACK CANE (MUST select ONE push handle options)			
BC11-1215	<input type="checkbox"/>	Aluminium straight back cane (90°)	12 - 15" NC
BC11-1518	<input type="checkbox"/>	Aluminium straight back cane (90°)	15 - 18" NC
BC11-1821	<input type="checkbox"/>	Aluminium straight back cane (90°) - STD	18 - 21" NC
BC12-1315	<input type="checkbox"/>	Aluminum back cane 8° bend	13.5 - 15" NC
BC12-1518	<input type="checkbox"/>	Aluminum back cane 8° bend	15 - 18" NC
BC12-1821	<input type="checkbox"/>	Aluminum back cane 8° bend -STD	18 - 21" NC

Specify height:⁵ _____ measured from seat sling to top of back upholstery

ANGLE ADJUSTABLE BACK CANE (MUST select ONE push handle options)			
BC13-1518	<input type="checkbox"/>	Aluminium straight back cane (90°)	15 - 18" NC
BC13-1821	<input type="checkbox"/>	Aluminium straight back cane (90°) - STD	18 - 21" NC
BC14-1518	<input type="checkbox"/>	Aluminum back cane 8° bend	15 - 18" NC
BC14-1821	<input type="checkbox"/>	Aluminum back cane 8° bend -STD	18 - 21" NC

Select angle for the back cane: 85° 90° 95° STD
 100° 105° 110°

Specify height :⁵ _____

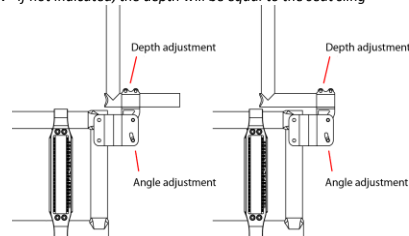
⁵ - If not indicated, default height setting is at the lowest position

SEAT DEPTH- Depth and angle adjustable (available with WC-19) ³			
SD14	<input type="checkbox"/>	12" to 15" (seat sling/frame 14")	NC
SD15	<input type="checkbox"/>	13" to 16" (seat sling/frame 15")	NC
SD16	<input type="checkbox"/>	14" to 17" (seat sling/frame 16")	NC
SD17	<input type="checkbox"/>	15" to 18" (seat sling/frame 17")	NC
SD18	<input type="checkbox"/>	16" to 19" (seat sling/frame 18")	NC

Specify depth :⁴ _____

³ - Maximum weight of 165 lb with a depth adjustable backrest

⁴ - If not indicated, the depth will be equal to the seat sling



DEPTH AND ANGLE ADJUSTABLE BACK CANE (MUST select ONE push handle options)

BC15-912	<input type="checkbox"/>	Aluminium straight back cane 9 - 12"	NC
BC15-1215	<input type="checkbox"/>	Aluminium straight back cane 12 - 15"	NC
BC15-1518	<input type="checkbox"/>	Aluminium straight back cane 15 - 18"	NC
BC15-1821	<input type="checkbox"/>	Aluminium straight back cane 18 - 21" STD	NC
BC16-1215	<input type="checkbox"/>	Aluminum back cane 8° bend 12 - 15"	NC
BC16-1518	<input type="checkbox"/>	Aluminum back cane 8° bend 15 - 18"	NC
BC16-1821	<input type="checkbox"/>	Aluminum back cane 8° bend STD 18 - 21"	NC

Select angle for the back cane: 90° 95° STD 100° 105°

Specify height :⁵ _____

FRAME LENGTH ²					
SP01	<input type="checkbox"/>	Standard frame length configuration (Distance of 2 1/8" from end of seat upholstery to end of frame)			STD
SP02	<input type="checkbox"/>	Frame length 1" longer than standard configuration			NC
SP03	<input type="checkbox"/>	Frame length 2" longer than standard configuration			NC
SP04	<input type="checkbox"/>	Frame length 1" shorter than standard configuration			NC
TRANSIT TIE DOWN					
AC35	<input type="checkbox"/>	WC-19 Transit Tie Down without belt ¹		E1022	\$350

¹ - May interfere with clamp on height adjustable push handle;

PACKAGES					
PK01	<input type="checkbox"/>	Includes: Carbon fiber angle adjustable footplates ³ + Newton Gravity Ultralight rear wheels		Save \$275	\$530
VP01	<input type="checkbox"/>	Vision Package: Orange accent added to point of contact accessories including: footrest latches, "T" and flip back armrest button cap, 6" Push to lock extension and rubber inserts on Newton composite angle adjustable footplates ²		K0108	\$95

² - Please select footplates, footrest, armrest, push to lock wheel lock and the extensions in the appropriate sections; To know the compatible parts, look for this logo *VP01; Recommended with black chair; See picture of the product on page 6. ² - see chart on page 7; ³ - The carbon fiber angle adjustable footplate is not available with 12" and 13" wide

Helio Kids FRONT Seat-to-floor Height - Please select your choice

Forks / Position		3" caster			4" caster			5" caster			6" caster			7" caster			8" caster		
		Stem bolt Length			Stem bolt Length			Stem bolt Length			Stem bolt Length			Stem bolt Length			Stem bolt Length		
		STD	+1"	+2"	STD	+1"	+2"	STD	+1"	+2"	STD	+1"	+2"	STD	+1"	+2"	STD	+1"	+2"
4"	P1	13"	14"	15"	13 1/2"	14 1/2"	15 1/2"												
	P2	13 1/2"	14 1/2"	15 1/2"	14"	15"	16"	14 1/2"	15 1/2"	16 1/2"									
5"	P1																		
	P2				14"	15"	16"	14 1/2"	15 1/2"	16 1/2"									
	P3	14"	15"	16"	14 1/2"	15 1/2"	16 1/2"	15"	16"	17"	15 1/2"	16 1/2"	17 1/2"						
	P4	14 1/2"	15 1/2"	16 1/2"	15"	16"	17"	15 1/2"	16 1/2"	17 1/2"	16"	17"	18"	16 1/2"	17 1/2"	18 1/2"			
7"	P1										16 1/2"	17 1/2"	18 1/2"	17"	18"	19"			
	P2							16 1/2"	17 1/2"	18 1/2"	17"	18"	19"	17 1/2"	18 1/2"	19 1/2"			
	P3							17"	18"	19"	17 1/2"	18 1/2"	19 1/2"	18"	19"	20"	18 1/2"	19 1/2"	20 1/2"
	P4	16 1/2"	17 1/2"	18 1/2"	17"	18"	19"	17 1/2"	18 1/2"	19 1/2"	18"	19"	20"	18 1/2"	19 1/2"	20 1/2"	19"	20"	21"
	P5	17"	18"	19"	17 1/2"	18 1/2"	19 1/2"	18"	19"	20"	18 1/2"	19 1/2"	20 1/2"	19"	20"	21"	19 1/2"	20 1/2"	21 1/2"
Froglegs	P1				14 1/2"	15 1/2"	16 1/2"												
	P2	14 1/2"	15 1/2"	16 1/2"	15"	16"	17"	15 1/2"	16 1/2"	17 1/2"									
	P3	15"	16"	17"	15 1/2"	16 1/2"	17 1/2"	16"	17"	18"	16 1/2"	17 1/2"	18 1/2"						

Height available +/- 1/4" (see stem bolt and fork combination at the end of the order form)

FRONT CASTERS

CASTERS			Available		
CA01-03 to CA01-08	<input type="checkbox"/>	Composite wheel w/ PU tire (1")	3", 4", 5", 6", 7", 8"		NC
CA10 to CA11	<input type="checkbox"/>	Pneumatic casters (1 1/4")	6", 8"	E2214/E2215	\$165
CA14 to CA16	<input type="checkbox"/>	Newton UltraCaster Composite (1 1/2")	4", 5", 6"		\$95
CA17 to CA19	<input type="checkbox"/>	Newton UltraCaster Aluminum (1 1/2")	4", 5", 6"		\$215
CASTER OPTIONS					
CA12	<input type="checkbox"/>	Caster Pin Locks (Available with +1" or +2" Stem bolt ONLY) ¹		K0073	\$300
CA13	<input type="checkbox"/>	Carbon fiber Frog Legs suspension forks (Not available with caster pin locks)		E1015	\$490

¹ - Not available with WC-19

KIDS REAR Seat-to-floor Height

WHEEL SIZES		Height available		Specify desired height: _____
<input type="checkbox"/>	20" (451) wheel	12 1/2	to 17 1/4	
<input type="checkbox"/>	22" (501) wheel	13 1/2	to 18 1/4	
<input type="checkbox"/>	24" (540) wheel	14 1/2	to 19 1/4	

Note: Tire size, center of gravity setting and seat slope may result in a variation of +/- 1/2" of selected seat to floor height"

REAR WHEELS

ONE ARM DRIVE ¹		<i>Only available with Newton One rear wheels, permanent axles, 0° camber</i>				Available	
HR22	<input type="checkbox"/>	One arm drive - aluminum inner handrim ²	Left <input type="checkbox"/>	Right <input type="checkbox"/>		E0958	\$1,495
HR60	<input type="checkbox"/>	One arm drive - plastic coated inner handrim ²	Left <input type="checkbox"/>	Right <input type="checkbox"/>		E0958	\$1,600
HR98	<input type="checkbox"/>	Omit handrim on opposite side of the One Arm Drive (OAD)					NC
REAR WHEELS						Available	
RW01	<input type="checkbox"/>	Mag ³				20", 22" 24"	\$57
RW02	<input type="checkbox"/>	Newton One - spoke wheel				20", 22" 24"	NC
RW03	<input type="checkbox"/>	Newton Gravity - ultralight wheel				20", 22", 24"	\$360
RW04	<input type="checkbox"/>	Spinergy Spox Blk STD <input type="checkbox"/>	Wht ⁵ <input type="checkbox"/>	Blue ⁵ <input type="checkbox"/>	Red ⁵ <input type="checkbox"/>	Yel ⁵ <input type="checkbox"/>	\$915
RW05	<input type="checkbox"/>	Spinergy LX Blk STD <input type="checkbox"/>	Pur ⁵ <input type="checkbox"/>	Wht ⁵ <input type="checkbox"/>	Blue ⁵ <input type="checkbox"/>	Red ⁵ <input type="checkbox"/>	Yel ⁵ <input type="checkbox"/>
			Pink ⁵ <input type="checkbox"/>	Grn ⁵ <input type="checkbox"/>	Org ⁵ <input type="checkbox"/>		\$1,145
RW07	<input type="checkbox"/>	Spinergy CLX ⁴ Blk STD <input type="checkbox"/>	Pur ⁵ <input type="checkbox"/>	Wht ⁵ <input type="checkbox"/>	Blue ⁵ <input type="checkbox"/>	Red ⁵ <input type="checkbox"/>	Yel ⁵ <input type="checkbox"/>
			Pink ⁵ <input type="checkbox"/>	Grn ⁵ <input type="checkbox"/>	Org ⁵ <input type="checkbox"/>	24"	\$1,625
TIRES (The brand and color may vary depending on parts availability)						Available	
AIRLESS							
TI01	<input type="checkbox"/>	Soft Urethane 1 3/8" - Low Tread, black				20", 22" 24"	E2218
TI02	<input type="checkbox"/>	Soft Urethane 1 3/8" - Medium Tread, black ⁷				22", 24"	E2218
TI13	<input type="checkbox"/>	Soft Urethane 1" - No tread, black - <i>Sentinel</i>				20", 22", 24"	E2218
TI08	<input type="checkbox"/>	Pneumatic Airless insert 1 3/8" - Medium Tread ⁸				22", 24"	E2211/E2213
							\$95
PNEUMATIC							
TI05	<input type="checkbox"/>	Pneumatic 1 3/8" - Medium Tread				20", 22", 24"	E2211/E2212
TI06	<input type="checkbox"/>	Pneumatic HP 1" - Low Tread, Puncture resistant, black - <i>SpeedLite</i>				20", 22", 24"	E2211/E2212
TI07	<input type="checkbox"/>	Pneumatic HP 1" - Medium Tread, Puncture resistant, black - <i>TrailBlazer</i>				24"	E2211/E2212
TI03	<input type="checkbox"/>	Pneumatic 2" - Large Tread, black ⁹				22", 24"	E2211/E2212
							\$115

1- Offered with handrims on each side of the wheelchair; Select outer handrim in the handrims section; Only available with 24" wheel size; **2-** Only standard handrim position available
3- Not compatible with HP tires ; Only available with aluminum or plastic coated handrim, standard position; **4-** Only available with 1" tires; **5-** Colour spokes require an additional 10 days lead-time;
7- The 22" is only available with Mags, Newton One and Newton Gravity rear wheels; **8-** Not available with Spinergy CLX; **9-** Not available with armrests when the 3° or 6° camber are selected;

HANDRIMS

HANDRIM						Available	
HR01	<input type="checkbox"/>	Aluminum anodized				20", 22", 24"	STD
HR61	<input type="checkbox"/>	Aluminum black hard anodized ²				20", 22", 24"	\$75
HR02	<input type="checkbox"/>	Plastic coated ¹				20", 22", 24"	\$110
HR03	<input type="checkbox"/>	High friction coated ^{1,2,3}				22", 24"	\$375
HR07-HR18 and HR65-HR71	<input type="checkbox"/>	Newton Air Grip ² <i>See on page 6 for color choice</i>				20", 22", 24"	\$110
HR28	<input type="checkbox"/>	Surge ^{1,2,3,4} (1 1/2" Oval handrim w/ Gripton high friction strip)				22", 24"	\$450
HR05	<input type="checkbox"/>	Surge LT ^{1,2,3,4} (1 1/8" Oval handrim w/ Gripton high friction strip)				22", 24"	\$495
HR04	<input type="checkbox"/>	Natural Fit ^{1,2,3,4}				22", 24"	\$395
HR62	<input type="checkbox"/>	Simi H ^{1,2,3} (1 3/8" Oval handrim with high friction strip)				22", 24"	\$395
HR63	<input type="checkbox"/>	Nova H ^{1,2,3} (1 1/4" Oval handrim with high friction strip)				22", 24"	\$445
HR64	<input type="checkbox"/>	Optimum H ^{1,2,3} (1 1/8" heart-shaped handrim)				22", 24"	\$345
HR99	<input type="checkbox"/>	Omit handrim					NC

1- Only standard and narrow handrim position. By default, the tab won't be cut with the narrow position; **2-** Not available with Mag wheels; **3-** Not available with one arm drive;
4- 24" is not available with the Spinergy Spox, LX and CLX in narrow position; CLX rear wheel are not available with thumb piece

HANDRIMS OPTION

ASSEMBLY POSITION						Available	
HR29	<input type="checkbox"/>	Standard Handrim position	Full tab				STD
HR030	<input type="checkbox"/>	Narrow Handrim position no cut ⁶	Full tab				NC
HR30	<input type="checkbox"/>	Narrow Handrim position with cut ⁵	Short tab 2 positions				\$30
HR31	<input type="checkbox"/>	Super Narrow Handrim ⁵	Short tab 2 positions STD <input type="checkbox"/>	Short tab 1 position ⁶ <input type="checkbox"/>			\$30
THUMB PIECE SELECTION FOR NATURAL FIT, SURGE, SURGE LT HANDRIMS							
HR23	<input type="checkbox"/>	Standard grip					\$95
HR27	<input type="checkbox"/>	Super grip					\$150
HR099	<input type="checkbox"/>	Omit thumb piece					NC

5- Only available with Aluminum and Air Grip handrims; **6-** Not available with the combination of 24" Newton Gravity, Spinergy Spox, LX, wheels and a 1 3/8" Airless insert pneumatic tire with any handrim;

AXLE ¹						Available	
AX01	<input type="checkbox"/>	Quick release axle					STD
AX02	<input type="checkbox"/>	Permanent axle					NC
AX03	<input type="checkbox"/>	Quad release axle				K0108	\$130
AXLE PLATE						Available	
AX04	<input type="checkbox"/>	Amputee adjustable axle plate ²				E0959	\$205

1- Not required with one arm drive; **2-** May interfere with swing away armrest and limit seat to floor height; Not available with WC-19 transit tie down *and the swing away anti-tipper*

REAR WHEEL CAMBER						Available	
CM00	<input type="checkbox"/>	0° camber					STD
CM03	<input type="checkbox"/>	3° camber					NC
CM06	<input type="checkbox"/>	6° camber (not available with amputee axle plate)					\$165

SEATING AND PUSH HANDLES

BACK UPHOLSTERY				
BH05	<input type="checkbox"/>	Slip-on Nylon back upholstery ¹		STD
BH08	<input type="checkbox"/>	Adjustable tension Active-Mesh back upholstery	E2611/E2612	\$305
BH99	<input type="checkbox"/>	Omit Back upholstery		NC
	<input type="checkbox"/>	NXT back Support	See price list	
<i>1- Not available if the base price "Without upholstery" is selected</i>				
SEAT CUSHION				
SC01	<input type="checkbox"/>	2" Cushion		\$170
SC02	<input type="checkbox"/>	3" Cushion	E2601/E2602	\$190
SC99	<input type="checkbox"/>	Omit seat cushion		STD
	<input type="checkbox"/>	NXT cushion	See price list	
PUSH HANDLES OPTIONS (ONE option at a time)				
PH01	<input type="checkbox"/>	Push handles		STD
PH05	<input type="checkbox"/>	Fold down push handles ¹		\$145
PH06-920	<input type="checkbox"/>	Clamp on height adjustable push handles 9" - 20" ^{1,2}		\$325
PH06-923	<input type="checkbox"/>	Clamp on height adjustable push handles 9" - 23" ^{1,2}		\$325
PH02	<input type="checkbox"/>	Omit push handles		NC
STROLLER HANDLE AND STABILIZER BAR (only available with push handle)				
PH04	<input type="checkbox"/>	Stroller handle	K0108	\$165
PH03	<input type="checkbox"/>	Newton folding stabilizer bar (not available with stroller handle)		\$270

1- Not compatible with stroller handle, stabilizer bar, headrest and attendant lock; 2- Not compatible with depth adjustable back, 8° bend back canes and amputee axle plates

ARMRESTS

HEIGHT ADJUSTABLE "T" ARMREST ¹ *VP01				
AR13-610	<input type="checkbox"/>	10" Desk length armpad ⁴	6" - 10"	E0973 \$330
AR03-812	<input type="checkbox"/>	10" Desk length armpad	8" - 12"	E0973 \$330
AR03-1014	<input type="checkbox"/>	10" Desk length armpad	10" - 14"	E0973 \$330
AR14-610	<input type="checkbox"/>	14" Full length armpad ⁴	6" - 10"	E0973 \$330
AR04-812	<input type="checkbox"/>	14" Full length armpad	8" - 12"	E0973 \$330
AR04-1014	<input type="checkbox"/>	14" Full length armpad	10" - 14"	E0973 \$330
LOCKING FLIP-UP ARMREST ^{2,5}				
AR07	<input type="checkbox"/>	Locking Flip-Up Armrest	E0950	\$335
ARMREST OPTIONS				
AR12	<input type="checkbox"/>	14" Full Length armpad - Gel Ovation (pair) ³		\$165
AR99	<input type="checkbox"/>	Omit armrest		NC

1- May have 1/2" adjustment restriction on both limits of the range; 2- May interfere with rigid back hardware; Only available with 18"-21" straight aluminum back canes; Not available with back upholstery; 3- Not available with locking flip-up armrest and short "T" armrest; 4- May have some restriction with seat-to-floor height and rear wheel; 5- Not available with the tray

ACCESSORIES

SIDE GUARDS (not available with "T" Armrest)					
SG01	<input type="checkbox"/>	Plastic side guards (removable)	Straight bracket - STD	Offset bracket ¹	K0108 \$200
SG03	<input type="checkbox"/>	Carbon fiber side guards (removable)	Straight bracket - STD	Offset bracket ¹	K0108 \$305
SG06	<input type="checkbox"/>	Plastic fender side guards (removable)	Straight bracket - STD	Offset bracket ¹	\$290
SG04	<input type="checkbox"/>	Carbon fiber fender side guards (removable)	Straight bracket - STD	Offset bracket ¹	K0108 \$550
SG99	<input type="checkbox"/>	Omit side guard			NC

1- only compatible with 0° camber; Increase width by 1/2" per side for a total of 1"

POSITIONING BELT				
SB01-S	<input type="checkbox"/>	Velcro adjustable - Small 35"		E0978 \$46
SB01-L	<input type="checkbox"/>	Velcro adjustable - Long 60"		E0978 \$46
SB02-S	<input type="checkbox"/>	Auto buckle - Small 35"		E0978 \$87
SB02-M	<input type="checkbox"/>	Auto buckle - Medium 48"		E0978 \$87
SB02-L	<input type="checkbox"/>	Auto buckle - Long 60"		E0978 \$87
SB04-M	<input type="checkbox"/>	BodyPoint Hip Belt - 2 point not padded - Medium 56"		E0978 \$85
SB04-L	<input type="checkbox"/>	BodyPoint Hip Belt - 2 point not padded - Long 61"		E0978 \$85
SB05-S	<input type="checkbox"/>	BodyPoint Hip Belt - 2 point padded - Small 51"		E0978 \$180
SB05-M	<input type="checkbox"/>	BodyPoint Hip Belt - 2 point padded - Medium 56"		E0978 \$180
SB05-L	<input type="checkbox"/>	BodyPoint Hip Belt - 2 point padded - Long 61"		E0978 \$180
SB06-S	<input type="checkbox"/>	BodyPoint Hip Belt - 4 point padded - Small 51"		E0978 \$195
SB06-M	<input type="checkbox"/>	BodyPoint Hip Belt - 4 point padded - Medium 56"		E0978 \$195
SB06-L	<input type="checkbox"/>	BodyPoint Hip Belt - 4 point padded - Long 61"		E0978 \$195
SB03	<input type="checkbox"/>	Hardware attachment for 2 extra points (1 pair)		\$17
SB08-M	<input type="checkbox"/>	BodyPoint EVOFLEX® Positioning Belt Rehab latch and Band Clamps - Medium 18"	K0108	\$305
SB08-L	<input type="checkbox"/>	BodyPoint EVOFLEX® Positioning Belt Rehab latch and Band Clamps - Long 24"	K0108	\$305
SB99	<input type="checkbox"/>	Omit positioning belt		STD

HEADREST ¹				
AC01-S	<input type="checkbox"/>	Profiled Headrest - Small (3.5"X6")	E0955	\$185
AC01-M	<input type="checkbox"/>	Profiled Headrest - Medium (4.5"X7")	E0955	\$185
AC01-L	<input type="checkbox"/>	Profiled Headrest - Large (5.5"X8")	E0955	\$185
AC28	<input type="checkbox"/>	Headrest mounting hardware with removable non folding stabilizer bar ¹	E1028	\$300

1- Only available with push handles - Not available with a stroller handle or a folding stabilizer bar

ACCESSORIES						
WC10	<input type="checkbox"/>	E-Motion adaptor Kit (2 adaptors) - Only necessary with 6° camber				\$36
AC03	<input type="checkbox"/>	Anti-tippers			E0971	\$150
AC29	<input type="checkbox"/>	Swing-away anti-tipper ¹	Left <input type="checkbox"/> Right <input type="checkbox"/>			\$190
AC27	<input type="checkbox"/>	Tip assist ²				\$67
AC06	<input type="checkbox"/>	Cane and crutch holder	Left <input type="checkbox"/> Right <input type="checkbox"/>		E2207	\$200
AC07	<input type="checkbox"/>	Oxygen tank holder ⁴ - D and E Type - installed on the left			E2208	\$315
AC08	<input type="checkbox"/>	Spoke guards (Clear) ³ Available: 20", 22", 24"			K0065	\$118
AC41	<input type="checkbox"/>	Tray			K0020	\$295
AC09	<input type="checkbox"/>	Footrest neoprene impact guard (pair) - Black			K0108	\$92
AC10	<input type="checkbox"/>	Seat pouch				\$82
AC30	<input type="checkbox"/>	Newton multi-purpose pouch				\$61
AC26	<input type="checkbox"/>	BodyPoint Mobility Bag				\$135
AC23	<input type="checkbox"/>	Newton Backpack				\$130
AC12	<input type="checkbox"/>	Velcro Closing Strap				\$57
AC13	<input type="checkbox"/>	Tool kit				\$51

1- Must select the pair (left and right) with HD option⁵ Only available with rear seat to floor height between 13 1/2" and 19 3/4"

2- Cannot be combined with Anti Tippers

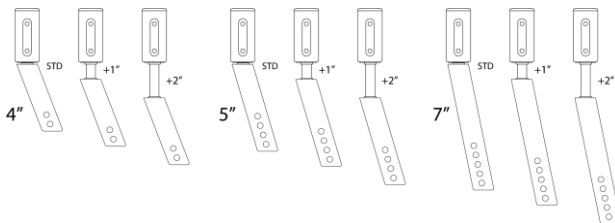
3- Not available with Mag wheels and Spinerig; 4- Not compatible with swing away armrest or amputee axle plate and WC-19 transit tie-down; 5- See page 6 for the image selection;

Colors																					
Options ¹	Black	High Gloss Carbon Fiber	Sunkissed Orange	Burgundy	Sapphire Blue	Monster Green	Charcoal	Fuchsia	Steel Blue	Ferrari Red	Acid Green	Electric Purple	Caribbean Blue	White	Pink Pearl	Plum Purple	Sky Blue	Black Cherry	Khaki Green (matte)	Desert Sand (matte)	
AirGrip	<input type="checkbox"/>	<input type="checkbox"/>	<input type="checkbox"/>	<input type="checkbox"/>	<input type="checkbox"/>	<input type="checkbox"/>	<input type="checkbox"/>	<input type="checkbox"/>	<input type="checkbox"/>	<input type="checkbox"/>	<input type="checkbox"/>	<input type="checkbox"/>	<input type="checkbox"/>	<input type="checkbox"/>	<input type="checkbox"/>	<input type="checkbox"/>	<input type="checkbox"/>	<input type="checkbox"/>	<input type="checkbox"/>	<input type="checkbox"/>	\$110
Frame ² (NC)	<input type="checkbox"/>	<input type="checkbox"/> STD	<input type="checkbox"/>	<input type="checkbox"/>	<input type="checkbox"/>	<input type="checkbox"/>	<input type="checkbox"/>	<input type="checkbox"/>	<input type="checkbox"/>	<input type="checkbox"/>	<input type="checkbox"/>	<input type="checkbox"/>	<input type="checkbox"/>	<input type="checkbox"/>	<input type="checkbox"/>	<input type="checkbox"/>	<input type="checkbox"/>	<input type="checkbox"/>	<input type="checkbox"/>	<input type="checkbox"/>	TBD ⁵
Footrest	<input type="checkbox"/> STD	<input type="checkbox"/>	<input type="checkbox"/>	<input type="checkbox"/>	<input type="checkbox"/>	<input type="checkbox"/>	<input type="checkbox"/>	<input type="checkbox"/>	<input type="checkbox"/>	<input type="checkbox"/>	<input type="checkbox"/>	<input type="checkbox"/>	<input type="checkbox"/>	<input type="checkbox"/>	<input type="checkbox"/>	<input type="checkbox"/>	<input type="checkbox"/>	<input type="checkbox"/>	<input type="checkbox"/>	<input type="checkbox"/>	NC
FC99	<input type="checkbox"/>	Custom Color Specify PPG Paintit color:																		<i>additional 10 days lead-time</i>	\$390

1- Color representation may vary from one monitor to another. Therefore, the actual paint color on your wheelchair might differ slightly from what you see on your screen.; Finish between Airgrip and frame might be different;

2- with black hydroformed aluminum crossbrace 3- The frame color will be confirmed with the quote conversion into an order (in absence of selection, the color will be black)

Fork and Stem bolt combinations



Frame length chart

Frame length	Seat Depth						
	14"	15"	16"	17"	18"	19"	20"
STD							
+1							N/A
+2						N/A	N/A
-1	N/A						

Unilateral wheel lock restrictions

Seat depth: shall be 16 in and greater

Rear wheel: shall be 24 in and less

"T" or flip-back armrest only compatible with 0° camber

One arm drive: not compatible with "T"

One arm drive and flip-back armrest only available with 17 in depth frame

"T" or flip-back armrest may require to move the rear wheels outwards

Not compatible with wheel lock lever extension

Rear wheel diameter	Seat depth (in)	COG Compatibility Range (in)
20 in	16+	1.5 to 3.75
	16	1.0 to 2.75
22 in	17+	1.0 to 3.25
	18+	1.0 to 3.75
24 in	16	1.0 to 2.0
	17	1.0 to 2.75
	18+	1.0 to 3.75



CUSTOMIZATION STARTS HERE!

With EVO Custom, whether it's a subtle tweak for comfort or mobility, or a fully reimagined component tailored to your unique needs, we're here to support you.



Explore the EVO Custom Catalog.

You can include your request or reference an existing customization from our catalog in the notes section below.




Have a customization in mind or a specific request? The EVO Custom Request Form is the best place to start.

Notes :




FOLDING ON CHAIR – USA ORDER FORM


<p>BioFit™ CUSHION</p>  <p>Use wheelchair configuration Or use this size: NXCABF _____ (W" x D")</p>	WIDTH					
		12"	13"	14"	15"	16"
	12"	\$468	\$468	\$468	N/A	N/A
	13"	N/A	N/A	N/A	N/A	N/A
	14"	\$468	\$468	\$468	N/A	N/A
	15"	N/A	\$468	\$468	\$468	\$468
	16"	N/A	\$468	\$468	\$468	\$468
	17"	N/A	N/A	N/A	\$468	\$468
	18"	N/A	N/A	N/A	\$468	\$468
	19"	N/A	N/A	N/A	\$468	\$468
20"	N/A	N/A	N/A	\$468	\$468	


HCPCS CODE E2607 Option: Change cover for incontinent/infection control outer cover N/C


Green boxes are stocked sizes; the red boxes require customization*; the N/A boxes are not available sizes.
*Customization (red boxes) is available with an upcharge of \$160.00 and has a 2 to 4 weeks additional lead time.


SEATING AND CUSHION ACCESSORIES


	MODEL #	Description	Fits Back Width	Retail	QTY
 HCPCS CODE E0992	RSSI 1600	Solid Seat Insert	Fits cushions 16" & 17" wide (40.6-43.2 cm) and 14"-18" deep (35.6-45.7 cm)	\$80	

THORACIC SHAPE	 Optima™ THORACIC BACK SUPPORT HCPCS CODE: E2620							
	WIDTH	HEIGHT	MODEL # ALUMINUM	RETAIL	✓	Repl. cover & foam	Retail	✓
	14"	13"	NOACB1413	\$730		NIB-2193V	\$130	
	14"	16"	NOACB1416	\$730		NIB-2194V	\$130	
	15"	13"	NOACB1513	\$730		NIB-2197V	\$130	
	15"	16"	NOACB1516	\$730		NIB-2198V	\$130	
	16"	13"	NOACB1613	\$730		NIB-2201V	\$130	
	16"	16"	NOACB1616	\$730		NIB-2202V	\$130	
	16"	19"	NOACB1619	\$730		NIB-2203V	\$130	

THORACIC SHAPE	 Optima Carbon™ THORACIC BACK SUPPORT CARBON FIBER SHELL (WEIGHT SAVINGS – 1lb) HCPCS CODE: E2620							
	WIDTH	HEIGHT	MODEL # CARBON	RETAIL	✓	Repl. cover & foam	Retail	✓
	14"	13"	NOCFACB1413	\$972		NIB-2193V	\$130	
	14"	16"	NOCFACB1416	\$1,008		NIB-2194V	\$130	
	15"	13"	NOCFACB1513	\$972		NIB-2197V	\$130	
	15"	16"	NOCFACB1516	\$1,008		NIB-2198V	\$130	
	16"	13"	NOCFACB1613	\$972		NIB-2201V	\$130	
	16"	16"	NOCFACB1616	\$1,008		NIB-2202V	\$130	

THORACIC SHAPE	 Optima™ DEEP THORACIC BACK SUPPORT HCPCS CODE: E2620							
	WIDTH	HEIGHT	MODEL # ALUMINUM	RETAIL	✓	Repl. cover & foam	Retail	✓
	14"	13"	NOPCB1413	\$730		NIB-2246V	\$130	
	14"	16"	NOPCB1416	\$730		NIB-2247V	\$130	
	15"	13"	NOPCB1513	\$730		NIB-2250V	\$130	
	15"	16"	NOPCB1516	\$730		NIB-2251V	\$130	
	16"	13"	NOPCB1613	\$730		NIB-2254V	\$130	
	16"	16"	NOPCB1616	\$730		NIB-2255V	\$130	
	16"	19"	NOPCB1619	\$730		NIB-2256V	\$130	

THORACIC SHAPE	 Optima Carbon™ DEEP THORACIC BACK SUPPORT CARBON FIBER SHELL (WEIGHT SAVINGS – 1lb) HCPCS CODE: E2620							
	WIDTH	HEIGHT	MODEL # CARBON	RETAIL	✓	Repl. cover & foam	Retail	✓
	14"	13"	NOCFPCB1413	\$1,066		NIB-2246V	\$130	
	14"	16"	NOCFPCB1416	\$1,108		NIB-2247V	\$130	
	15"	13"	NOCFPCB1513	\$1,066		NIB-2250V	\$130	
	15"	16"	NOCFPCB1516	\$1,108		NIB-2251V	\$130	
	16"	13"	NOCFPCB1613	\$1,066		NIB-2254V	\$130	
	16"	16"	NOCFPCB1616	\$1,108		NIB-2255V	\$130	


THORACIC SHAPE	 Xtend™ LOW HEIGHT ADJUSTABLE THORACIC BACK SUPPORT HCPCS CODE: E2620							
	xtend™	WIDTH	HEIGHT	RETAIL	✓	Repl. cover & foam	Retail	✓
	NHAACB(L)1213/17	12"	13-17"	\$730		NIB-2148V	\$130	
	NHAACB(L)1413/17	14"	13-17"	\$730		NIB-2149V	\$130	
	NHAACB(L)1613/17	16"	13-17"	\$730		NIB-2150V	\$130	

PLEASE NOTE: Each back will fit widths up to 2" wider.

ALL PRICES QUOTED IN CAD PRICES ARE SUBJECT TO CHANGE WITHOUT NOTICE.



For additional NXT models, sizes and hardware not shown, please refer to the complete NXT Seating Order Form at www.motioncomposites.com

BACK SUPPORT ACCESSORIES

	MODEL #	DESCRIPTION	FITS BACK WIDTH	RETAIL	QTY
	Custom - Cover	Optional Infection Control Wipe Down Back Support Cover	Specify back model # when ordering	\$205	
	NIB-1938	Extra Small Privacy Flap for 11" - 13" wide back supports	11" - 13" (27.9 - 33.0)	\$70	
	NIB-1078	Small Privacy Flap for 14"-16" wide back supports	14" - 16" (35.6-40.6 cm)	\$70	



MultiFit™ HEAD SUPPORT – MULTI-ADJUSTABLE PADS

HCPCS CODE: E0955

	MODEL	Description	RETAIL	✓
	NIB-0784	10" x 5" Large Rectangular	\$205	
	NIB-0818	14" x 5" Extra-Large Rectangular	\$205	


MultiFit™ HEAD SUPPORT – FIXTURE

HCPCS CODE HARDWARE: E1033

	MODEL	Description	RETAIL	✓
	NIB-0747	Multi-Axis Hardware	\$150	
	NIB-0823	Head Support Receiver Bracket	\$60	

EXTRA COVERS

Extra Outer smartx3D Cover



Extra Outer Incontinent Cover



ITEM	WIDTH X DEPTH	RETAIL	QTY
Extra Outer smartx ^{3D} Cover – For a cover up to 18" x 18"	NXCCBF _____ V	\$130	
Extra Outer Incontinent Cover – For a cover up to 18" x 18"	NXCCAF _____ V	\$130	

ALL PRICES QUOTED IN CAD PRICES ARE SUBJECT TO CHANGE WITHOUT NOTICE.

For additional NXT models, sizes and hardware not shown, please refer to the complete NXT Seating Order Form at www.motioncomposites.com