



1- Purchasing information

P.O. number: * _____ Date: _____

Company Name: * _____

Purchasing contact: * _____

Phone: * _____

Email: * _____

Contact preference: * Phone ☐ Email ☐

Marked for: _____

NC = NO CHARGE (option available through Manitoba Possible)
J = JUSTIFICATION REQUIRED (provide clinical rationale)
OTP = OPTION TO PURCHASE (client responsible for cost)
N/A = NOT AVAILABLE (option not available through Manitoba Possible)

3- Shipping information

Ship to: * **Manitoba Wheelchair Program**


Name: _____

Address: **1857 Notre Dame Ave.** _____

City: **Wpg** _____ Province: **MB**

Postal Code: **R3E 3E7** _____

Phone: **204-975-3250** _____

MA080 
 English Manual (STD)

Taxes not included

MODEL							
WC06	<input type="checkbox"/>	Ultralight Folding Carbon Fiber Helio KIDS Wheelchair Including fixed seat depth OR depth adjustable back (175 lb weight capacity)					
WC10	<input type="checkbox"/>	E-Motion adaptor Kit (2 adaptors) - Only necessary with 6" camber					
		OTP					
FREE Growth Kit within the first 5 years of the Helio KIDS wheelchair ownership The growth kit includes carbon crossbraces, crossbrace links, seat sling, back upholstery, front riggings and footplates.							
SEAT WIDTH ¹							
SW	<input type="checkbox"/>	12" <input type="checkbox"/>	13" <input type="checkbox"/>	14" <input type="checkbox"/>	15" <input type="checkbox"/>	16" <input type="checkbox"/>	NC

[1. Width Calculator](#)

↓ **Caution: complete only one of the following two sections** ↓

SEAT DEPTH (Available with WC-19)			
SD12	<input type="checkbox"/>	12" Seat sling - frame of 14"	NC
SD13	<input type="checkbox"/>	13" Seat sling - frame of 14"	NC
SD14	<input type="checkbox"/>	14" Seat sling - frame of 14"	NC
SD15	<input type="checkbox"/>	15" Seat sling - frame of 15"	NC
SD16	<input type="checkbox"/>	16" Seat sling - frame of 16"	NC
FIXED BACK CANE (MUST select ONE push handle options)			
BC11-1215	<input type="checkbox"/>	Aluminium straight back cane (90°)	12 - 15" NC
BC11-1518	<input type="checkbox"/>	Aluminium straight back cane (90°)	15 - 18" NC
BC11-1821	<input type="checkbox"/>	Aluminium straight back cane (90°) - STD	18 - 21" NC
BC12-1315	<input type="checkbox"/>	Aluminum back cane 8° bend	13.5 - 15" NC
BC12-1518	<input type="checkbox"/>	Aluminum back cane 8° bend	15 - 18" NC
BC12-1821	<input type="checkbox"/>	Aluminum back cane 8° bend -STD	18 - 21" NC
Specify height: ⁵ _____ measured from seat sling to top of back upholstery			
ANGLE ADJUSTABLE BACK CANE (MUST select ONE push handle options)			
BC13-1518	<input type="checkbox"/>	Aluminium straight back cane (90°)	15 - 18" NC
BC13-1821	<input type="checkbox"/>	Aluminium straight back cane (90°) - STD	18 - 21" NC
BC14-1518	<input type="checkbox"/>	Aluminum back cane 8° bend	15 - 18" NC
BC14-1821	<input type="checkbox"/>	Aluminum back cane 8° bend -STD	18 - 21" NC
Select angle for the back cane:		85° <input type="checkbox"/> 90° <input type="checkbox"/> 95° STD <input type="checkbox"/> 100° <input type="checkbox"/> 105° <input type="checkbox"/> 110° <input type="checkbox"/>	
Specify height: ⁵ _____			

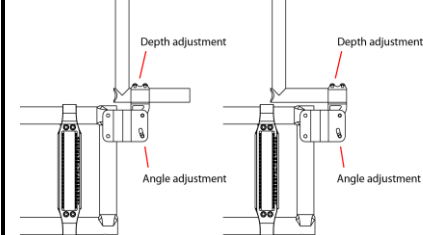
5- If not indicated, default height setting is at the lowest position

SEAT DEPTH- Depth and angle adustable (Not available with WC-19) ³			
SD14	<input type="checkbox"/>	12" to 15" (seat sling/frame 14")	NC
SD15	<input type="checkbox"/>	13" to 16" (seat sling/frame 15")	NC
SD16	<input type="checkbox"/>	14" to 17" (seat sling/frame 16")	NC
SD17	<input type="checkbox"/>	15" to 18" (seat sling/frame 17")	NC
SD18	<input type="checkbox"/>	16" to 19" (seat sling/frame 18")	NC

Specify depth: ⁴

3 - Maximum weight of 175 lb with a depth adjustable backrest

4 - If not indicated, the depth will be equal to the seat sling



DEPTH AND ANGLE ADJUSTABLE BACK CANE (MUST select ONE push handle options)			
BC15-912	<input type="checkbox"/>	Aluminium straight back cane 9 - 12"	NC
BC15-1215	<input type="checkbox"/>	Aluminium straight back cane 12 - 15"	NC
BC15-1518	<input type="checkbox"/>	Aluminium straight back cane 15 - 18"	NC
BC15-1821	<input type="checkbox"/>	Aluminium straight back cane 18 - 21" STD	NC
BC16-1215	<input type="checkbox"/>	Aluminum back cane 8° bend 12 - 15"	NC
BC16-1518	<input type="checkbox"/>	Aluminum back cane 8° bend 15 - 18"	NC
BC16-1821	<input type="checkbox"/>	Aluminum back cane 8° bend STD 18 - 21"	NC
Select angle for the back cane:		90° <input type="checkbox"/> 95° STD <input type="checkbox"/> 100° <input type="checkbox"/> 105° <input type="checkbox"/>	
Specify height: ⁵ _____			

TRANSIT TIE DOWN

AC04	<input type="checkbox"/>	Transit Tie Down (Unoccupied) ⁶		NC
AC05-S	<input type="checkbox"/>	WC-19 Transit Tie Down w/Q'straint belt ⁷	Short belt 20"-41"	J
AC05-L	<input type="checkbox"/>	WC-19 Transit Tie Down w/Q'straint belt ⁷	Long belt 20"-46"	J
AC35	<input type="checkbox"/>	WC-19 Transit Tie Down without belt ⁷		NC

6- required when ordering HD; 7- Not available with depth adjustable back

Helio Kids FRONT Seat-to-floor Height - Please select your choice

Forks / Position		3" caster (OTP)			4" caster (OTP)			5" caster (J)			6" caster (NC)			7" caster (OTP)			8" caster (NC)		
		Stem bolt Length			Stem bolt Length			Stem bolt Length			Stem bolt Length			Stem bolt Length			Stem bolt Length		
		STD	+1"	+2"	STD	+1"	+2"	STD	+1"	+2"	STD	+1"	+2"	STD	+1"	+2"	STD	+1"	+2"
4"	P1	13"	14"	15"	13 1/2"	14 1/2"	15 1/2"												
	P2	13 1/2"	14 1/2"	15 1/2"	14"	15"	16"	14 1/2"	15 1/2"	16 1/2"									
5"	P1																		
	P2				14"	15"	16"	14 1/2"	15 1/2"	16 1/2"									
	P3	14"	15"	16"	14 1/2"	15 1/2"	16 1/2"	15"	16"	17"	15 1/2"	16 1/2"	17 1/2"						
	P4	14 1/2"	15 1/2"	16 1/2"	15"	16"	17"	15 1/2"	16 1/2"	17 1/2"	16"	17"	18"	16 1/2"	17 1/2"	18 1/2"			
7"	P1										16 1/2"	17 1/2"	18 1/2"	17"	18"	19"			
	P2							16 1/2"	17 1/2"	18 1/2"	17"	18"	19"	17 1/2"	18 1/2"	19 1/2"			
	P3							17"	18"	19"	17 1/2"	18 1/2"	19 1/2"	18"	19"	20"	18 1/2"	19 1/2"	20 1/2"
	P4	16 1/2"	17 1/2"	18 1/2"	17"	18"	19"	17 1/2"	18 1/2"	19 1/2"	18"	19"	20"	18 1/2"	19 1/2"	20 1/2"	19"	20"	21"
	P5	17"	18"	19"	17 1/2"	18 1/2"	19 1/2"	18"	19"	20"	18 1/2"	19 1/2"	20 1/2"	19"	20"	21"	19 1/2"	20 1/2"	21 1/2"

Height available +/- 1/4" (see stem bolt and fork combination at the end of the order form)

CASTERS				Availability		
CA01-03 to CA01-08	<input type="checkbox"/>	Composite wheel w/ PU tire (1")		3", 4", 5", 6", 7", 8"		NC
CA10 to CA11	<input type="checkbox"/>	Pneumatic casters (1 ¼")		6", 8"		OTP
CA14 to CA16	<input type="checkbox"/>	Newton UltraCaster Composite (1 ½ ")		4", 5", 6"		J
CA17 to CA19	<input type="checkbox"/>	Newton UltraCaster Aluminum (1 ½ ")		4", 5", 6"		OTP
CASTER OPTIONS						
CA12	<input type="checkbox"/>	Caster Pin Locks (Available with +1" or +2" Stem bolt ONLY) ¹				OTP
CA13	<input type="checkbox"/>	Carbon fiber Frog Legs suspension forks (Not available with caster pin locks)				OTP

1- Not available with WC-19


KIDS REAR Seat-to-floor Height

WHEEL SIZES		Height available		Specify desired height: _____
<input type="checkbox"/>	20" (451) wheel (NC)	12 1/2	to 17 1/4	
<input type="checkbox"/>	22" (501) wheel (NC)	13 1/2	to 18 1/4	
<input type="checkbox"/>	24" (540) wheel (NC)	14 1/2	to 19 1/4	

Note: Tire size, center of gravity setting and seat slope may result in a variation of +/- 1/2" of selected seat to floor height"

Footrest							
SWING-IN/SWING-OUT FOOTREST							
FR03-01	<input type="checkbox"/>	60° Swing-in/swing-out footrest - 13.5" - 17"			Set at: *		OTP
FR03-02	<input type="checkbox"/>	60° Swing-in/swing-out footrest - 14.5" - 19.5"			Set at: *		OTP
FR03-03	<input type="checkbox"/>	60° Swing-in/swing-out footrest - 15.5" - 20.5"			Set at: *		OTP
FR04-01	<input type="checkbox"/>	70° Swing-in/swing-out footrest - 13.5" - 17"			Set at: *		NC
FR04-02	<input type="checkbox"/>	70° Swing-in/swing-out footrest - 14.5" - 19.5"			Set at: *		NC
FR04-03	<input type="checkbox"/>	70° Swing-in/swing-out footrest - 15.5" - 20.5"			Set at: *		NC
FR15-01	<input type="checkbox"/>	80° Swing-in/swing-out footrest - 13.5" - 16" ⁵			Set at: *		NC
FR15-02	<input type="checkbox"/>	80° Swing-in/swing-out footrest - 14.5" - 19.5" ⁵			Set at: *		NC
FR15-03	<input type="checkbox"/>	80° Swing-in/swing-out footrest - 15.5" - 20.5" ⁵			Set at: *		NC
FR06	<input type="checkbox"/>	90° swing-in/swing-out with front mount - Standard (no extension) ¹		7.5" - 11"	Set at: *		NC
FR07	<input type="checkbox"/>	90° swing-in/swing-out with front mount - Short extension 2" ^{1, 2}		9.5"- 13"	Set at: *		NC
FR08	<input type="checkbox"/>	90° swing-in/swing-out with front mount - Medium extension 4" ^{1, 2}		9.5" - 14.5"	Set at: *		NC
FOOTREST OPTIONS							
FR09	<input type="checkbox"/>	High mount (footplate attached to the hanger with clamps) ³		5" - 13.5"	Set at:*		NC
FR10	<input type="checkbox"/>	Elevating legrest with calf pad, Length adjustable ⁴		Left <input type="checkbox"/> Right <input type="checkbox"/>	14" - 22"	Set at:	J
FR99	<input type="checkbox"/>	Omit Footrest					J

1- Available only with two piece adjustable footplates; 2- May interfere with front casters; 3- Not available with front mount and the elevating legrest; * + or - 1/2"
4- The elevating legrest replace the footrest side selected; Not compatible with seat width of 12" and 13" and one piece footplate; 5- Not available with 8" caster

FOOTPLATES					
FP01	<input type="checkbox"/>	Standard - Composite ¹			NC
FP02	<input type="checkbox"/>	Newton adjustable angle - Composite			J
FP03	<input type="checkbox"/>	Newton adjustable angle - Aluminum ²			OTP
FP04	<input type="checkbox"/>	Newton adjustable angle - Carbon fiber <i>(with rubber inserts)</i>			OTP
FP23	<input type="checkbox"/>	Newton adjustable angle extra deep - Aluminum			J
FP06	<input type="checkbox"/>	One piece adjustable angle flip-up - Aluminum			OTP
FP07	<input type="checkbox"/>	One piece adjustable angle flip-up - Carbon fiber <i>(with rubber inserts)</i>			OTP
FOOTPLATE ACCESSORIES					
FP08		Length adjustable heel loop <i>(not available with one piece footplate)</i>			NC
FP09	<input type="checkbox"/>	Calf strap			OTP
FP30	<input type="checkbox"/>	Bodypoint Aeromesh Padded calf strap			OTP

1- Not available with front mount; 2- The Newton adjustable angle (Aluminum) is the only available option with a 12 and 13" wide frame

SWING AWAY RESIDUAL LIMB SUPPORT						
FR27	<input type="checkbox"/>	Residual limb support - flat 6"x8"	Left <input type="checkbox"/> Right <input type="checkbox"/>			OTP
FR28	<input type="checkbox"/>	Residual limb support - flat 8"x10"	Left <input type="checkbox"/> Right <input type="checkbox"/>			OTP
FR29	<input type="checkbox"/>	Residual limb support - flat 10"x10"	Left <input type="checkbox"/> Right <input type="checkbox"/>			OTP
FR30	<input type="checkbox"/>	Residual limb support - flat 10"x14"	Left <input type="checkbox"/> Right <input type="checkbox"/>			OTP
FR32	<input type="checkbox"/>	Residual limb support - contour 6"x8"	Left <input type="checkbox"/> Right <input type="checkbox"/>			OTP
FR33	<input type="checkbox"/>	Residual limb support - contour 8"x10"	Left <input type="checkbox"/> Right <input type="checkbox"/>			OTP

PUSH HANDLES OPTIONS <i>(ONE option at a time)</i>						
PH01	<input type="checkbox"/>	Push handles				NC
PH05	<input type="checkbox"/>	Fold down push handles ¹				OTP
PH06-920	<input type="checkbox"/>	Clamp on height adjustable push handles 9" - 20" ^{1,2}				OTP
PH06-923	<input type="checkbox"/>	Clamp on height adjustable push handles 9" - 23" ^{1,2}				OTP
PH02	<input type="checkbox"/>	Omit push handles				J

STROLLER HANDLE AND STABILIZER BAR <i>(only available with push handle)</i>						
PH04	<input type="checkbox"/>	Stroller handle				NC
PH03	<input type="checkbox"/>	Newton folding stabilizer bar <i>(not available with stroller handle)</i>				OTP

1- Not compatible with stroller handle, stabilizer bar, headrest and attendant lock; 2- Not compatible with depth adjustable back, 8" bend back canes and amputee axle plates

BACK UPHOLSTERY						
BH07	<input type="checkbox"/>	Slip-on Active-Mesh back upholstery				NC
BH08	<input type="checkbox"/>	Adjustable tension Active-Mesh back upholstery				OTP
BH99	<input type="checkbox"/>	Omit Back upholstery				NC
	<input type="checkbox"/>	NXT back Support		See pricelist		OTP

SEAT CUSHION						
SC01	<input type="checkbox"/>	2" Cushion				OTP
SC02	<input type="checkbox"/>	3" Cushion				OTP
SC99	<input type="checkbox"/>	Omit seat cushion				NC
	<input type="checkbox"/>	NXT cushion			See price list	OTP

Rear wheels

ONE ARM DRIVE ¹ <i>Only available with Newton One rear wheels, permanent axles, 0° camber</i>						
HR22	<input type="checkbox"/>	One arm drive - aluminum inner handrim ²	24" Left <input type="checkbox"/> Right <input type="checkbox"/>			J
HR60	<input type="checkbox"/>	One arm drive - plastic coated inner handrim ²	24" Left <input type="checkbox"/> Right <input type="checkbox"/>			OTP
HR98	<input type="checkbox"/>	Omit handrim on opposite side of the One Arm Drive (OAD)				OTP

REAR WHEELS				Available		
RW01	<input type="checkbox"/>	Mag ³		20", 22" 24"		OTP
RW02	<input type="checkbox"/>	Newton One - spoke wheel ⁴		20", 22" 24"		NC
RW03	<input type="checkbox"/>	Newton Gravity - ultralight wheel		20", 22", 24"		OTP
RW04	<input type="checkbox"/>	Spinergy Spox	Blk STD <input type="checkbox"/> Wht ⁵ <input type="checkbox"/> Blue ⁵ <input type="checkbox"/> Red ⁵ <input type="checkbox"/> Yel ⁵ <input type="checkbox"/>	22", 24"		OTP
RW05	<input type="checkbox"/>	Spinergy LX	Blk STD <input type="checkbox"/> Pur ⁵ <input type="checkbox"/> Wht ⁵ <input type="checkbox"/> Blue ⁵ <input type="checkbox"/> Red ⁵ <input type="checkbox"/> Yel ⁵ <input type="checkbox"/> Pink ⁵ <input type="checkbox"/> Grn ⁵ <input type="checkbox"/> Org ⁵ <input type="checkbox"/>	22", 24"		OTP
RW07	<input type="checkbox"/>	Spinergy CLX ⁶	Blk STD <input type="checkbox"/> Pur ⁵ <input type="checkbox"/> Wht ⁵ <input type="checkbox"/> Blue ⁵ <input type="checkbox"/> Red ⁵ <input type="checkbox"/> Yel ⁵ <input type="checkbox"/> Pink ⁵ <input type="checkbox"/> Grn ⁵ <input type="checkbox"/> Org ⁵ <input type="checkbox"/>	24"		OTP

TIRES			Available		
Solid					
TI01	<input type="checkbox"/>	Soft Urethane 1 3/8"	20", 22" 24"		NC
TI02	<input type="checkbox"/>	Soft Urethane knobby 1 3/8" ⁷	22", 24"		OTP
TI04	<input type="checkbox"/>	Soft Urethane 1" - <i>Shox</i>	22", 24"		OTP
Pneumatic					
TI05	<input type="checkbox"/>	Pneumatic 1 3/8"	20", 22", 24"		NC
TI08	<input type="checkbox"/>	Pneumatic with Airless insert 1 3/8" ⁸	22", 24"		OTP
TI06	<input type="checkbox"/>	Pneumatic HP, Low Tread, Puncture resistant, black 1" - <i>SpeedLite</i>	20", 22", 24"		OTP
TI07	<input type="checkbox"/>	Pneumatic HP, Medium Tread, Puncture resistant, black 1" - <i>TrailBlazer</i>	24"		OTP

1- Offered with handrims on each side of the wheelchair; Select outer handrim in the handrims section; 3- Not compatible with HP tires; Only available with aluminum or plastic coated handrim, standard position;

4- Not compatible with Shox tires; 5- Colour spokes require an additional 10 days lead-time; 6- Only available with 1" tires; 7- The 22" is only available with Mags and Newton One rear wheels;

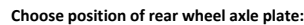
8- Not available with Spinergy CLX

1- Only standard narrow handrim position. By default, the tab won't be cut with the narrow position; 2- Not available with Mag wheels; 3 - Not available with one arm drive; 4- 25" and 26" are not available in narrow position; 24" is not available with the Spinergy Spox, LX and CLX in narrow position; CLX rear wheel are not available with thumb piece

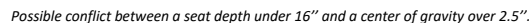
5 - Only available with Aluminum and Air Grip handrims,

1- Not required with one arm drive **2-** May interfere with swing away armrest, dept adjustable back and limit seat to floor height available

CENTER OF GRAVITY



Measure distance X from front of back post to center of axle receiver.

$$X =$$


Motion Composites will select the closest possible center of gravity (COG) if an issue arises with the COG

1-Only available with the amputee axle plate

1- For more information about incompatibilities and restriction, refer to the table at page 6 and the "How-to documents" page of our website: https://www.motioncomposites.com/en_ca/support-and-education/how-to-documents

Armrests									
HEIGHT ADJUSTABLE "T" ARMREST ¹									
AR13-610	<input type="checkbox"/>	10" Desk length armpad ⁴	6" - 10"						NC
AR03-812	<input type="checkbox"/>	10" Desk length armpad	8" - 12"						NC
AR03-1014	<input type="checkbox"/>	10" Desk length armpad	10" - 14"						NC
AR14-610	<input type="checkbox"/>	14" Full length armpad ⁴	6" - 10"						NC
AR04-812	<input type="checkbox"/>	14" Full length armpad	8" - 12"						NC
AR04-1014	<input type="checkbox"/>	14" Full length armpad	10" - 14"						NC
LOCKING FLIP-UP ARMREST ²									
AR07	<input type="checkbox"/>	Locking Flip-Up Armrest							NC
ARMREST OPTIONS									
AR12	<input type="checkbox"/>	14" Full Length armpad - Gel Ovation (pair) ³							OTP
AR99	<input type="checkbox"/>	Omit armrest							J
¹ - May have 1/2" adjustment restriction on both limits of the range; ² - May interfere with rigid back hardware; Only available with 18"-21" straight aluminum back canes; Not available with back upholstery; ³ - Not available with locking flip-up armrest and short "T" armrest; ⁴ - May have some restriction with seat-to-floor height and rear wheel									
SIDE GUARDS (not available with "T" Armrest)									
SG01	<input type="checkbox"/>	Plastic side guards (removable)							OTP
SG03	<input type="checkbox"/>	Carbon fiber side guards (removable)							OTP
SG06	<input type="checkbox"/>	Plastic fender side guards - straight bracket (removable)							OTP
SG08	<input type="checkbox"/>	Plastic fender side guards - offset bracket (removable) ¹							OTP
SG04	<input type="checkbox"/>	Carbon fiber fender side guards (removable)							OTP
SG99	<input type="checkbox"/>	Omit side guard							OTP
SIDE GUARDS OPTION									
SG07	<input type="checkbox"/>	Side guards clip (pair)							OTP
¹ - only compatible with 0° camber; Increase distance between fender side guards by 1 1/8";									
POSITIONING BELT									
SB01-S	<input type="checkbox"/>	Velcro adjustable - Small 35"							OTP
SB01-L	<input type="checkbox"/>	Velcro adjustable - Long 60"							OTP
SB02-S	<input type="checkbox"/>	Auto buckle - Small 35"							NC
SB02-M		Auto buckle - Medium 48"							NC
SB02-L	<input type="checkbox"/>	Auto buckle - Long 60"							NC
SB04-M	<input type="checkbox"/>	BodyPoint Hip Belt - 2 point not padded - Medium 56"							OTP
SB04-L	<input type="checkbox"/>	BodyPoint Hip Belt - 2 point not padded - Long 61"							OTP
SB05-S	<input type="checkbox"/>	BodyPoint Hip Belt - 2 point padded - Small 51"							OTP
SB05-M	<input type="checkbox"/>	BodyPoint Hip Belt - 2 point padded - Medium 56"							OTP
SB05-L	<input type="checkbox"/>	BodyPoint Hip Belt - 2 point padded - Long 61"							OTP
SB06-S	<input type="checkbox"/>	BodyPoint Hip Belt - 4 point padded - Small 51"							OTP
SB06-M	<input type="checkbox"/>	BodyPoint Hip Belt - 4 point padded - Medium 56"							OTP
SB06-L	<input type="checkbox"/>	BodyPoint Hip Belt - 4 point padded - Long 61"							OTP
SB03	<input type="checkbox"/>	Hardware attachment for 2 extra points (1 pair)							OTP
SB08-M	<input type="checkbox"/>	BodyPoint EVOFLEX® Positioning Belt Rehab latch and Band Clamps - Medium 18"							OTP
SB08-L	<input type="checkbox"/>	BodyPoint EVOFLEX® Positioning Belt Rehab latch and Band Clamps - Long 24"							OTP
SB99	<input type="checkbox"/>	Omit positioning belt							NC
HEADREST ¹									
AC01-S	<input type="checkbox"/>	Profiled Headrest - Small (3.5"X6")							OTP
AC01-M	<input type="checkbox"/>	Profiled Headrest - Medium (4.5"X7")							OTP
AC01-L	<input type="checkbox"/>	Profiled Headrest - Large (5.5"X8")							OTP
AC28	<input type="checkbox"/>	Headrest mounting hardware with removable non folding stabilizer bar ¹							OTP
¹ - Only available with push handles - Not available with a stroller handle or a folding stabilizer bar									
ACCESSORIES									
AC03	<input checked="" type="checkbox"/>	Anti-tippers							NC
AC29	<input type="checkbox"/>	Swing-away anti-tipper ¹	Left <input type="checkbox"/> Right <input type="checkbox"/>						OTP
AC27	<input type="checkbox"/>	Tip assist ²							OTP
AC06	<input type="checkbox"/>	Cane and crutch holder	Left <input type="checkbox"/> Right <input type="checkbox"/>						OTP
AC07	<input type="checkbox"/>	Oxygen tank holder ⁴ - D and E Type - installed on the left							OTP
AC08	<input type="checkbox"/>	Spoke guards ³	Available: 20", 22", 24", 26"						OTP
AC09	<input type="checkbox"/>	Footrest neoprene impact guard (pair) - Black							OTP
AC10	<input type="checkbox"/>	Seat pouch							OTP
AC30	<input type="checkbox"/>	Newton multi-purpose pouch							OTP
AC26	<input type="checkbox"/>	BodyPoint Mobility Bag							OTP
AC23	<input type="checkbox"/>	Newton Backpack							OTP
AC12	<input type="checkbox"/>	Velcro Closing Strap							OTP
AC13	<input type="checkbox"/>	Tool kit							OTP
AC16	<input type="checkbox"/>	Motion Composites Polo Shirt	W/S <input type="checkbox"/> M/S <input type="checkbox"/> W/M <input type="checkbox"/> M/M <input type="checkbox"/> W/L <input type="checkbox"/> M/L <input type="checkbox"/> M/XL <input type="checkbox"/> M/XXL <input type="checkbox"/> M/XXXL <input type="checkbox"/>						OTP

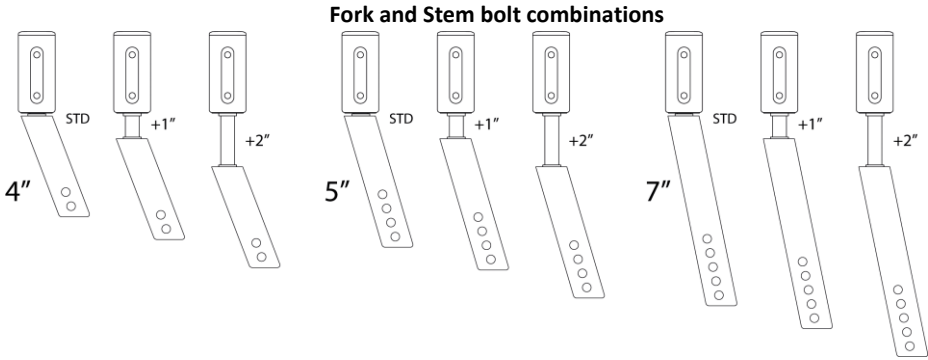
¹- Must select the pair (left and right) with HD optione Only available with rear seat to floor height between 13 1/2" and 19 3/4"

²- Cannot be combined with Anti Tippers

³- Not available with Mag wheels and Spinergy; ⁴- Not compatible with swing away armrest or amputee axle plate and WC-19 transit tie-down

Colors																				
Options ¹	Black	High Gloss Carbon Fiber	Sunkissed Orange	Burgundy	Sapphire Blue	Monster Green	Charcoal	Fuchsia	Steel Blue	Ferrari Red	Acid Green	Electric Purple	Caribbean Blue	White	Pink Pearl	Plum Purple	Sky Blue	Black Cherry	Khaki Green (matte)	Desert Sand (matte)
AirGrip	<input type="checkbox"/>	<input type="checkbox"/>	<input type="checkbox"/>	<input type="checkbox"/>	<input type="checkbox"/>	<input type="checkbox"/>	<input type="checkbox"/>	<input type="checkbox"/>	<input type="checkbox"/>	<input type="checkbox"/>	<input type="checkbox"/>	<input type="checkbox"/>	<input type="checkbox"/>	<input type="checkbox"/>	<input type="checkbox"/>	<input type="checkbox"/>	<input type="checkbox"/>	<input type="checkbox"/>	<input type="checkbox"/>	OTP
Frame	<input type="checkbox"/>	<input type="checkbox"/>	<input type="checkbox"/>	<input type="checkbox"/>	<input type="checkbox"/>	<input type="checkbox"/>	<input type="checkbox"/>	<input type="checkbox"/>	<input type="checkbox"/>	<input type="checkbox"/>	<input type="checkbox"/>	<input type="checkbox"/>	<input type="checkbox"/>	<input type="checkbox"/>	<input type="checkbox"/>	<input type="checkbox"/>	<input type="checkbox"/>	<input type="checkbox"/>	<input type="checkbox"/>	NC

1- Color representation may vary from one monitor to another. Therefore, the actual paint color on your wheelchair might differ slightly from what you see on your screen.; Finish between Airgrip and frame might be different;



Unilateral wheel lock restrictions

Seat depth: shall be 16 in and greater		
Rear wheel: shall be 24 in and less		
"T" or flip-back armrest only compatible with 0° Camber		
One arm drive: Not compatible with "T" or flip-back armrest		
"T" or flip-back armrest may require to move the rear wheels outwards		
Not compatible with wheel lock lever extension		
Rear wheel diameter	Seat depth (in)	COG Compatibility Range (in)
20 in	16+	1.5 to 3.75
	16	1.0 to 2.75
22 in	17	1.0 to 3.25
	18+	1.0 to 3.75
24 in	16	1.0 to 2.0
	17	1.0 to 2.75
	18+	1.0 to 3.75

Notes :