



2915 Ogletown RD # 2270  
 Newark, DE 19713  
 T.+1-866-650-6555 F. +1-888-966-6555  
[orders@motioncomposites.com](mailto:orders@motioncomposites.com)  
[www.motioncomposites.com](http://www.motioncomposites.com)



5.1



**Helio**  
 ORDER FORM - USA

P.O. number:\* \_\_\_\_\_ Date: \_\_\_\_\_ Ship to:\* \_\_\_\_\_  
 Company Name:\* \_\_\_\_\_ Phone:\* \_\_\_\_\_ Name: \_\_\_\_\_  
 Ordered by:\* \_\_\_\_\_ Address: \_\_\_\_\_  
 Clinician/ATP/RTS: \_\_\_\_\_ City: \_\_\_\_\_ State: \_\_\_\_\_  
 Email: \_\_\_\_\_ Zip Code: \_\_\_\_\_  
 Marked for: \_\_\_\_\_ Phone: \_\_\_\_\_

\* Required MA082  English Manual (STD) MA089  Spanish Manual Taxes not included

MODEL		USD	
1	WC03 Ultralight folding Helio wheelchair (265lb weight capacity) <b>A7 package:</b> side frames, symmetrical hydroformed crossbrace and back canes made of 7000 series aluminum	K0005	\$2 295 <input type="checkbox"/>
2	WC08 <b>C2 carbon fiber upgrade:</b> side frames, symmetrical molded crossbrace and back canes made of ultralight carbon fiber		\$1 495 <input type="checkbox"/>
3	WC09 <b>HD Heavy Duty package</b> (350 lb weight capacity )		\$500 <input type="checkbox"/>
4	WC10 E-Motion adaptor Kit (2 adaptors) - Only necessary with 6° camber		\$30 <input type="checkbox"/>
SEAT WIDTH <sup>3</sup>			
5	SW Seat width: 14" <input type="checkbox"/> 15" <input type="checkbox"/> 16" <input type="checkbox"/> 17" <input type="checkbox"/> 18" <sup>1</sup> <input type="checkbox"/> 19" <sup>1</sup> <input type="checkbox"/>		NC <input type="checkbox"/>
6	SW Seat width: 20" <sup>1</sup> <input type="checkbox"/> 21" <sup>2</sup> <input type="checkbox"/> 22" <sup>2</sup> <input type="checkbox"/>	E2201	\$495 <input type="checkbox"/>
SEAT DEPTH			
7	SD Seat depth: 14" <input type="checkbox"/> 15" <input type="checkbox"/> 16" <input type="checkbox"/> 17" <input type="checkbox"/> 18" <input type="checkbox"/> 19" <input type="checkbox"/>		NC <input type="checkbox"/>
8	SD Seat depth: 20" <input type="checkbox"/>	E2203	\$475 <input type="checkbox"/>

1 - Available with HD Kit (350 lb) 2 - Only with HD Kit (350 lb) 3. Width calculator

NEWTON ULTRALIGHT PACKAGE		Save \$235	
9	PK01 Includes: Carbon fiber angle adjustable footplates + Newton Gravity Ultralight rear wheels		\$480 <input type="checkbox"/>

**Helio FRONT Seat-to-floor Height - Please select your choice**

Forks / Position	3" caster			4" caster			5" caster			6" caster			7" caster			8" caster			
	Stem bolt Length			Stem bolt Length			Stem bolt Length			Stem bolt Length			Stem bolt Length			Stem bolt Length			
	STD	+1"	+2"	STD	+1"	+2"	STD	+1"	+2"	STD	+1"	+2"	STD	+1"	+2"	STD	+1"	+2"	
4"	P1	13	14	15	13 1/2	14 1/2	15 1/2												
	P2	13 1/2	14 1/2	15 1/2	14	15	16	14 1/2	15 1/2	16 1/2									
5"	P1																		
	P2				14	15	16	14 1/2	15 1/2	16 1/2									
	P3	14	15	16	14 1/2	15 1/2	16 1/2	15	16	17	15 1/2	16 1/2	17 1/2						
	P4	14 1/2	15 1/2	16 1/2	15	16	17	15 1/2	16 1/2	17 1/2	16	17	18	16 1/2	17 1/2	18 1/2			
7"	P1									16 1/2	17 1/2	18 1/2	17	18	19				
	P2							16 1/2	17 1/2	18 1/2	17	18	19	17 1/2	18 1/2	19 1/2			
	P3							17	18	19	17 1/2	18 1/2	19 1/2	18	19	20	18 1/2	19 1/2	20 1/2
	P4	16 1/2	17 1/2	18 1/2	17	18	19	17 1/2	18 1/2	19 1/2	18	19	20	18 1/2	19 1/2	20 1/2	19	20	21
	P5	17	18	19	17 1/2	18 1/2	19 1/2	18	19	20	18 1/2	19 1/2	20 1/2	19	20	21	19 1/2	20 1/2	21 1/2

Height available +/- 1/4" (see stem bolt and fork combination at the end of the order form)

CASTERS												
10	CA01	Composite wheel w/ PU tire (1" width)	3" <input type="checkbox"/>	4" <input type="checkbox"/>	5" <input type="checkbox"/>	6" <input type="checkbox"/>	7" <input type="checkbox"/>	8" <input type="checkbox"/>		NC	<input type="checkbox"/>	
11	CA10	Pneumatic casters 6" x 1 1/4"							E2214/E2215	\$160	<input type="checkbox"/>	
12	CA11	Pneumatic casters 8" x 1 1/4"							E2214/E2215	\$160	<input type="checkbox"/>	
13	CA14	Newton UltraCaster Soft-Roll Composite	4" x 1 1/2"								\$80	<input type="checkbox"/>
14	CA15		5" x 1 1/2"								\$80	<input type="checkbox"/>
15	CA16		6" x 1 1/2"								\$80	<input type="checkbox"/>
16	CA17		4" x 1 1/2"								\$175	<input type="checkbox"/>
17	CA18	Newton UltraCaster Soft-Roll Aluminum	5" x 1 1/2"								\$185	<input type="checkbox"/>
18	CA19		6" x 1 1/2"								\$195	<input type="checkbox"/>
CASTER OPTIONS												
19	CA12	Caster Pin Locks (Available with +1" or +2" Stem bolt ONLY)							K0073	\$295	<input type="checkbox"/>	
20	CA13	Carbon fiber Frog Legs suspension forks (Not available with caster pin locks)							E1015	\$475	<input type="checkbox"/>	

### Helio - REAR Seat-to-floor Height

WHEEL SIZES	Height available	Specify desired height: _____
20" (451) wheel <input type="checkbox"/>	12 1/2 to 17 1/4	
22" (501) wheel <input type="checkbox"/>	13 1/2 to 18 1/4	
24" (540) wheel <input type="checkbox"/>	14 1/2 to 19 1/4	
25" (559) wheel <input type="checkbox"/>	15 to 19 3/4	
26" (590) wheel <input type="checkbox"/>	15 1/2 to 20 1/4	

Note: Tire size, center of gravity setting and seat slope may result in a variation of +/- 1/2" of selected seat to floor height"

Footrest											
SWING-IN/SWING-OUT FOOTREST											
21	FR03	60° Swing-in/swing-out footrest	13.5 - 17" <input type="checkbox"/>	14.5 - 19.5" <input type="checkbox"/>	15.5 - 20.5" <input type="checkbox"/>				Set at: *	NC	<input type="checkbox"/>
22	FR04	70° Swing-in/swing-out footrest	13.5 - 17" <input type="checkbox"/>	14.5 - 19.5" <input type="checkbox"/>	15.5 - 20.5" <input type="checkbox"/>				Set at: *	NC	<input type="checkbox"/>
23	FR15	80° Swing-in/swing-out footrest	13.5 - 16" <input type="checkbox"/>	14.5 - 19.5" <input type="checkbox"/>	15.5 - 20.5" <input type="checkbox"/>				Set at: *	NC	<input type="checkbox"/>
90° SWING-IN/SWING-OUT FOOTREST WITH FRONT MOUNT (Footplate mounted to hanger tube)											
24	FR06	90° swing-in/swing-out with front mount - Standard (no extension) <sup>1</sup>			7.5 - 11"				Set at: *	NC	<input type="checkbox"/>
25	FR07	90° swing-in/swing-out with front mount - Short extension 2" <sup>1,2</sup>			9.5 - 13"				Set at: *	NC	<input type="checkbox"/>
26	FR08	90° swing-in/swing-out with front mount - Medium extension 4" <sup>1,2</sup>			9.5 - 14.5"				Set at: *	NC	<input type="checkbox"/>
FOOTREST OPTIONS <sup>3</sup>											
27	FR09	High mount (footplate attached to the hanger with clamps)			5 - 13.5" <input type="checkbox"/>				Set at: *	\$75	<input type="checkbox"/>
28	FR99	Omit Footrest								NC	<input type="checkbox"/>

1 - Available only with two pieces adjustable footplates 2 - May interfere with front casters 3 - Not available with front mount \* +/- 1/2"

ELEVATING LEGREST (unit) The elevating legrest replace the footrest side selected												
29	FR10	Elevating legrest with calf pad, 14" - 22" Length adjustable		Left <input type="checkbox"/>	Right <input type="checkbox"/>				Set at:	E0990	\$240	<input type="checkbox"/>

FOOTPLATES											
30	FP01	Standard - Composite								STD	<input type="checkbox"/>
31	FP02	Newton adjustable angle - Composite							K0040	\$210	<input type="checkbox"/>
32	FP03	Newton adjustable angle - Aluminum							K0040	\$230	<input type="checkbox"/>
33	FP04	Newton adjustable angle - Carbon fiber (with rubber inserts)								\$415	<input type="checkbox"/>
34	FP06	One piece adjustable angle flip-up - Aluminum							K0040	\$190	<input type="checkbox"/>
35	FP07	One piece adjustable angle flip-up - Carbon fiber (with rubber inserts)								\$435	<input type="checkbox"/>

FOOTPLATE ACCESSORIES											
36	FP08	Length adjustable heel loop (not available with one piece footplate)							E0951	\$40	<input type="checkbox"/>
37	FP09	Calf strap							K0038	\$35	<input type="checkbox"/>
38	FP30	Bodypoint Aeromesh Padded calf strap							SEFND0010	\$115	<input type="checkbox"/>

RESIDUAL LIMB SUPPORT FLAT CUSHION (Swing away, depth, width, height and angle adjustable) - (unit)											
39	FR27	Residual limb support swing away - flat 6"x8"		Left <input type="checkbox"/>	Right <input type="checkbox"/>			<b>New</b>	E1020	\$405	<input type="checkbox"/>
40	FR28	Residual limb support swing away - flat 8"x10"		Left <input type="checkbox"/>	Right <input type="checkbox"/>			<b>New</b>	E1020	\$405	<input type="checkbox"/>
41	FR29	Residual limb support swing away - flat 10"x10"		Left <input type="checkbox"/>	Right <input type="checkbox"/>			<b>New</b>	E1020	\$405	<input type="checkbox"/>
42	FR30	Residual limb support swing away - flat 10"x14"		Left <input type="checkbox"/>	Right <input type="checkbox"/>			<b>New</b>	E1020	\$405	<input type="checkbox"/>

RESIDUAL LIMB SUPPORT CONTOUR CUSHION (Swing away, depth, width, height and angle adjustable) - (unit)											
43	FR32	Residual limb support swing away - contour 6"x8"		Left <input type="checkbox"/>	Right <input type="checkbox"/>			<b>New</b>	E1020	\$405	<input type="checkbox"/>
44	FR33	Residual limb support swing away - contour 8"x10"		Left <input type="checkbox"/>	Right <input type="checkbox"/>			<b>New</b>	E1020	\$405	<input type="checkbox"/>

**Back canes, height adjustable, with option**

FIXED ANGLE BACK										
45	BC11 BC06	Straight height adjustable back cane	12 - 15" <input type="checkbox"/>	15 - 18" <input type="checkbox"/>	18 - 21" <b>STD</b> <input type="checkbox"/>				NC	<input type="checkbox"/>
46	BC12 BC08	8° Bend height adjustable back cane	13 ½ - 15" <input type="checkbox"/>	15 - 18" <input type="checkbox"/>	18 - 21" <b>STD</b> <input type="checkbox"/>				\$50	<input type="checkbox"/>

ADJUSTABLE ANGLE BACK										
47	BC13 BC09	Adjustable angle, straight back cane		15 - 18" <input type="checkbox"/>	18 - 21" <b>STD</b> <input type="checkbox"/>				\$200	<input type="checkbox"/>
48	BC14 BC10	Adjustable angle, 8° bend back cane		15 - 18" <input type="checkbox"/>	18 - 21" <b>STD</b> <input type="checkbox"/>				\$250	<input type="checkbox"/>
49		Select back cane angle:	85° <sup>1</sup> <input type="checkbox"/>	90° <input type="checkbox"/>	95° <b>STD</b> <input type="checkbox"/>	100° <input type="checkbox"/>	105° <input type="checkbox"/>	110° <input type="checkbox"/>		

**Set height to:** <sup>2</sup> \_\_\_\_\_ (measured from seat sling to top of back upholstery)

PUSH HANDLE OPTION										
50	PH01	Push handles							STD	<input type="checkbox"/>
51	PH05	Folding push handles <sup>3,5</sup>							\$120	<input type="checkbox"/>
52	PH06	clamp on height adjustable push handle <sup>3,4,5</sup>	9 - 20" <b>STD</b> <input type="checkbox"/>	9-23" <input type="checkbox"/>					\$300	<input type="checkbox"/>
53	PH02	Without push handles							NC	<input type="checkbox"/>

1 - Not available with a 8 degree bend cane    2 - If not indicated, default height setting is at the lowest position    3 - 265 pounds weight limit  
 4 - Not compatible with swing away armrests, 8° bend back canes and amputee axle plates    5 - Not compatible with stroller handle, stabilizer bar, headrest and attendant lock

STROLLER HANDLE AND STABILIZER BAR <sup>1</sup>										
54	PH04	Stroller handle (only available with push handle) - (not available with the HD option)						K0108	\$160	<input type="checkbox"/>
55	PH03	Newton folding stabilizer bar							\$250	<input type="checkbox"/>

1 - Stroller handle and stabilizer bar can't be combined

BACK UPHOLSTERY										
56	BH07	Slip-on Active-Mesh back upholstery							STD	<input type="checkbox"/>
57	BH08	Adjustable tension Active-Mesh back upholstery						E2611	\$300	<input type="checkbox"/>
58	BH99	Omit Back upholstery							NC	<input type="checkbox"/>
59		NXT back series						see pricelist p.7		

SEAT CUSHION										
60	SC01	2" Cushion							\$165	<input type="checkbox"/>
61	SC02	3" Cushion							\$185	<input type="checkbox"/>
62	SC99	Omit seat cushion							STD	<input type="checkbox"/>
63		NXT FIT cushion series						see pricelist p.7		

**Rear wheels**

ONE ARM DRIVE <sup>1</sup> Only available with Newton One rear wheels with Aluminum, Plastic coated Handrims										
64	HR22	One arm drive <sup>2,3</sup>	24" <input type="checkbox"/>	left <input type="checkbox"/>	right <input type="checkbox"/>				\$1 395	<input type="checkbox"/>
65	HR98	Omit handrim on opposite side of the One Arm Drive (OAD)							NC	<input type="checkbox"/>

REAR WHEELS											
66	RW01	Mag <sup>4</sup>	20" <input type="checkbox"/>	22" <input type="checkbox"/>	24" <input type="checkbox"/>				\$50	<input type="checkbox"/>	
67	RW02	Newton One - spoke wheel <sup>5</sup>	20" <input type="checkbox"/>	22" <input type="checkbox"/>	24" <input type="checkbox"/>				NC	<input type="checkbox"/>	
68	RW03	Newton Gravity - ultralight wheel	20" <input type="checkbox"/>	22" <input type="checkbox"/>	24" <input type="checkbox"/>	25" <input type="checkbox"/>	26" <input type="checkbox"/>		\$300	<input type="checkbox"/>	
69	RW04	Spinergy Spox	22" <input type="checkbox"/>	24" <input type="checkbox"/>	25" <input type="checkbox"/>	26" <input type="checkbox"/>			\$795	<input type="checkbox"/>	
70		Spinergy Spox spokes colors <sup>6</sup>	<b>Blk</b> <b>STD</b> <input type="checkbox"/>	Wht <input type="checkbox"/>	Blue <input type="checkbox"/>	Red <input type="checkbox"/>	Yel <input type="checkbox"/>		NC	<input type="checkbox"/>	
71	RW05	Spinergy LX	22" <input type="checkbox"/>	24" <input type="checkbox"/>	25" <input type="checkbox"/>	26" <input type="checkbox"/>			\$995	<input type="checkbox"/>	
72		Spinergy LX spokes colors <sup>6</sup>	<b>Blk</b> <b>STD</b> <input type="checkbox"/>	Pur <input type="checkbox"/>	Wht <input type="checkbox"/>	Blue <input type="checkbox"/>	Red <input type="checkbox"/>	Yel <input type="checkbox"/>	Pink <input type="checkbox"/>	Grn <input type="checkbox"/>	Org <input type="checkbox"/>
73	RW07	Spinergy CLX Carbon Blade	24" <input type="checkbox"/>	25" <input type="checkbox"/>					\$1 480	<input type="checkbox"/>	
74		Spinergy CLX spokes colors <sup>6</sup>	<b>Blk</b> <b>STD</b> <input type="checkbox"/>	Pur <input type="checkbox"/>	Wht <input type="checkbox"/>	Blue <input type="checkbox"/>	Red <input type="checkbox"/>	Yel <input type="checkbox"/>	Pink <input type="checkbox"/>	Grn <input type="checkbox"/>	Org <input type="checkbox"/>

TIRES										
							Available			
75	TI01	Soft Urethane 1 1/4 "				20", 22" 24"		E2218	STD	<input type="checkbox"/>
76	TI02	Soft Urethane knobby 1 3/8 "				22", 24", 25", 26"		E2218	\$95	<input type="checkbox"/>
77	TI04	Soft Urethane - Shox 1"				22", 24", 25", 26"		E2218	\$115	<input type="checkbox"/>
78	TI05	Pneumatic 1 3/8 "				20", 22", 24", 25", 26"		E2211/E2212	NC	<input type="checkbox"/>
79	TI08	Pneumatic with Airless insert 1 3/8 "				22", 24"		E2211/E2213	\$80	<input type="checkbox"/>
80	TI06	Pneumatic HP - 1"				20", 22", 24", 25", 26"		E2211/E2212	\$95	<input type="checkbox"/>
81	TI07	Pneumatic HP - Schwalbe Marathon Plus 1"				24", 25", 26"		E2211/E2212	\$125	<input type="checkbox"/>

1 - Offered with handrims on each side of the wheelchair    2 - Only standard handrim position available    3 - Not available with HD option  
 4 - Not compatible with HP tires ; Only available with aluminum or plastic coated handrim in standard position    5 - Not compatible with Shox tires    6 - Colour spokes require an additional 10 days lead-time

## Handrims

HANDRIM										
82	HR01	Aluminum anodized							STD	<input type="checkbox"/>
83	HR02	Plastic coated <sup>3</sup>							\$95	<input type="checkbox"/>
84	HR03	Q-Grip High friction Neoprene coated <sup>1, 2, 3</sup>							\$350	<input type="checkbox"/>
85	HR07	Newton Air Grip <sup>1</sup> <span style="float: right;">Black <input type="checkbox"/></span>							\$95	<input type="checkbox"/>
86	HR08	Newton Air Grip <sup>1</sup> <div style="display: flex; justify-content: space-between; font-size: small;"> <span>(08) Sunkissed Orange <input type="checkbox"/></span> <span>(09) Burgundy <input type="checkbox"/></span> <span>(10) Sapphire Blue <input type="checkbox"/></span> </div> <div style="display: flex; justify-content: space-between; font-size: small;"> <span>(11) Monster Green <input type="checkbox"/></span> <span>(12) Charcoal <input type="checkbox"/></span> <span>(13) Fuchsia <input type="checkbox"/></span> <span>(14) Steel Blue <input type="checkbox"/></span> </div> <div style="display: flex; justify-content: space-between; font-size: small;"> <span>(15) Ferrari Red <input type="checkbox"/></span> <span>(16) Acid Green <input type="checkbox"/></span> <span>(17) White <input type="checkbox"/></span> <span>(18) Sky Blue <input type="checkbox"/></span> </div>					\$240	<input type="checkbox"/>		
87	HR28	Surge <sup>1, 2, 3</sup> (1-1/2" Oval handrim w/ Gripton high friction strip)							\$375	<input type="checkbox"/>
88	HR05	Surge LT <sup>1, 2, 3</sup> (1-1/8" Oval handrim w/ Gripton high friction strip)							\$405	<input type="checkbox"/>
89	HR04	Natural Fit <sup>1, 2, 3</sup>							\$310	<input type="checkbox"/>
90	HR99	Omit handrim							NC	<input type="checkbox"/>

1 - Not available with Mag wheels or OAD      2 - Not available in 20"      3 - Only standard handrim position available

## Handrims option

Assembly position for aluminum and Newton AirGrip handrims										
91	HR29	Standard Handrim position	Full tab						STD	<input type="checkbox"/>
92	HR30	Narrow Handrim position	Short tab 2 positions						\$25	<input type="checkbox"/>
93	HR31	Super Narrow Handrim	Short tab 2 positions <input type="checkbox"/>	Short tab 1 position <input type="checkbox"/>					\$25	<input type="checkbox"/>
Thumb piece <sup>4</sup> selection for Natural Fit handrims										
94	HR23	Standard grip							\$85	<input type="checkbox"/>
95	HR27	Super grip							\$140	<input type="checkbox"/>
96	HR099	Omit thumb piece							NC	<input type="checkbox"/>

4 - Compatible with Surge, Surge LT handrims

### AXLE

97	AX01	Quick release axle							STD	<input type="checkbox"/>
98	AX02	Permanent axle							NC	<input type="checkbox"/>
99	AX03	Quad release axle					K0108		\$125	<input type="checkbox"/>

### AXLE PLATE

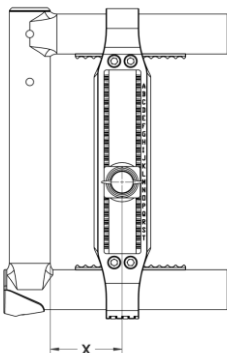
100	AX04	Amputee adjustable axle plate <sup>1</sup>					E0959		\$195	<input type="checkbox"/>
-----	------	--	--	--	--	--	-------	--	-------	--------------------------

1 - May interfere with swing away armrest and limit seat to floor height available

### REAR WHEEL CAMBER

101	CM00	0° camber							STD	<input type="checkbox"/>
102	CM03	3° camber							NC	<input type="checkbox"/>
103	CM06	6° camber (not available with amputee axle plate)							\$150	<input type="checkbox"/>

### CENTER OF GRAVITY



#### Choose position of rear wheel axle plate:

Measure distance X from front of back post to center of axle receiver.

X =	Most stable												Most responsive	
	1"	1/4"	1/2"	3/4"	2"	1/4"	1/2"	3/4"	3"	1/4"	1/2"	3/4"	4"	
	<input type="checkbox"/>	<input type="checkbox"/>	<input type="checkbox"/>	<input type="checkbox"/>	<input type="checkbox"/>	<input type="checkbox"/>	<input type="checkbox"/>	<input type="checkbox"/>	<input type="checkbox"/>	<input type="checkbox"/>	<input type="checkbox"/>	<input type="checkbox"/>	<input type="checkbox"/>	<input type="checkbox"/>

**If not indicated, default setting is at 1.5"**

Possible conflict between a seat depth under 16" and a center of gravity over 2,5".

Possible conflict between a 26" rear wheel and a center of gravity over 2,5".

If a configuration issue arises due to the choice of the Center Of Gravity (COG) Motion Composites reserves the right to reduce or increase the COG to the closest position.

Only on carbon frame

WHEEL LOCK									
104	WL08	Newton Wheel lock - push to lock						STD	<input type="checkbox"/>
105	WL02	Pull to lock					NC	<input type="checkbox"/>	
106	WL04	Newton grade aid push to lock <i>(suggested with pneumatic or high pressure tire)</i>				E0974	\$150	<input type="checkbox"/>	
107	WL13 WL14	6" removable extension handle				E0961	\$75	<input type="checkbox"/>	
108	WL05	Scissor Lock					\$140	<input type="checkbox"/>	
109	WL06	Attendant Lock <i>(additional set of wheel lock mounted to the back)</i>					\$200	<input type="checkbox"/>	
110	WL99	Omit wheel locks					NC	<input type="checkbox"/>	

Armrests										
FLIP BACK ARMREST <i>(Convertible to "T" armrest)</i> <sup>1,4</sup>										
				Height Adjustment		Removable function				
111	AR01	10" Desk length arm pad		8 - 12" STD <input type="checkbox"/>	10 - 14" <input type="checkbox"/>	Locked <input type="checkbox"/>	Unlocked STD <input type="checkbox"/>	E0973	\$350	<input type="checkbox"/>
112	AR02	14" Full length arm pad		8 - 12" STD <input type="checkbox"/>	10 - 14" <input type="checkbox"/>	Locked <input type="checkbox"/>	Unlocked STD <input type="checkbox"/>	E0973	\$350	<input type="checkbox"/>
"T" ARMREST <sup>1</sup>										
				Height Adjustment						
113	AR03	10" Desk length arm pad		8 - 12" <input type="checkbox"/> STD	10 - 14" <input type="checkbox"/>			E0973	\$325	<input type="checkbox"/>
114	AR04	14" Full length arm pad		8 - 12" <input type="checkbox"/> STD	10 - 14" <input type="checkbox"/>			E0973	\$325	<input type="checkbox"/>
SWING AWAY ARMREST <sup>2</sup>										
				Height Adjustment						
115	AR05	Tubular arm pad		8 - 11"				E0973	\$225	<input type="checkbox"/>
116	AR06	10" Desk length arm pad		8 - 11"				E0973	\$225	<input type="checkbox"/>
GEL ARM PAD <sup>3</sup>										
117	AR12	14" Full Length Arm Pad - Gel Ovation						\$150	<input type="checkbox"/>	
118	AR99	Omit armrest						NC	<input type="checkbox"/>	

1 - May have a 1/2" adjustment restriction on both limits of the range    2 - Could interfere with some rigid back rests    3 - Not available with swing away armrest    4 - Not available with attendant lock

SIDE GUARDS <i>(not available with Flip Back and "T" Armrest)</i>									
119	SG01	Plastic side guards <i>(removable)</i>						\$195	<input type="checkbox"/>
120	SG02	Carbon fiber side guards <i>(fixed)</i> <sup>1</sup>						\$250	<input type="checkbox"/>
121	SG03	Carbon fiber side guards <i>(removable)</i>						\$290	<input type="checkbox"/>
122	SG06	Plastic fender side guards <i>(removable)</i> <sup>2</sup>						\$270	<input type="checkbox"/>
123	SG04	Carbon fiber fender side guards <i>(removable)</i>						\$540	<input type="checkbox"/>
124	SG99	Omit side guard						STD	<input type="checkbox"/>
SIDE GUARDS OPTION									
125	SG07	Side guards clip <i>(pair)</i> <sup>3</sup>					<b>New</b>	NC	<input type="checkbox"/>

1 - Not available with back upholstery    2 - Not compatible with 20" and 22" rear wheels    3 - Not available with fixed carbon fiber side guard

POSITIONING BELT										
126	SB01	Velcro adjustable		Standard 35" <input type="checkbox"/>	Long 60" <input type="checkbox"/>			E0978	\$45	<input type="checkbox"/>
127	SB02	Auto buckle		Standard 35" <input type="checkbox"/>	Long 60" <input type="checkbox"/>			E0978	\$85	<input type="checkbox"/>
128	SB07	Hardware attachment for 2 point seatbelt (1 pair)						NC	<input type="checkbox"/>	
129	SB03	Additional hardware for 2 extra attachment points (needed for the 4 point seat belt) (1 pair)						\$15	<input type="checkbox"/>	
130	SB04	BodyPoint Hip Belt - 2 point not padded		Medium 56" <input type="checkbox"/>	Long 61" <input type="checkbox"/>			E0978	\$80	<input type="checkbox"/>
131	SB05	BodyPoint Hip Belt - 2 point padded		Small 51" <input type="checkbox"/>	Medium 56" <input type="checkbox"/>	Long 61" <input type="checkbox"/>		E0978	\$170	<input type="checkbox"/>
132	SB06	BodyPoint Hip Belt - 4 point padded		Small 51" <input type="checkbox"/>	Medium 56" <input type="checkbox"/>	Long 61" <input type="checkbox"/>		E0978	\$190	<input type="checkbox"/>
133	SB08	BodyPoint EVOFLEX® Positioning Belt Rehab latch and Band Clamps			Medium 18" <input type="checkbox"/>	Long 24" <input type="checkbox"/>		E0978	\$285	<input type="checkbox"/>
134	SB99	Omit positioning belt						STD	<input type="checkbox"/>	

HEADREST <sup>1</sup>										
135	AC01	Profiled Headrest		Small (3.5"X6") <input type="checkbox"/>	Medium (4.5"X7") <input type="checkbox"/>	Large (5.5"X8") <input type="checkbox"/>		E0955	\$180	<input type="checkbox"/>
136	AC28	Headrest mounting hardware with removable non folding stabilizer bar						E1028	\$295	<input type="checkbox"/>

1 - Only available with push handles - Not available with a stroller handle or a folding stabiliser bar

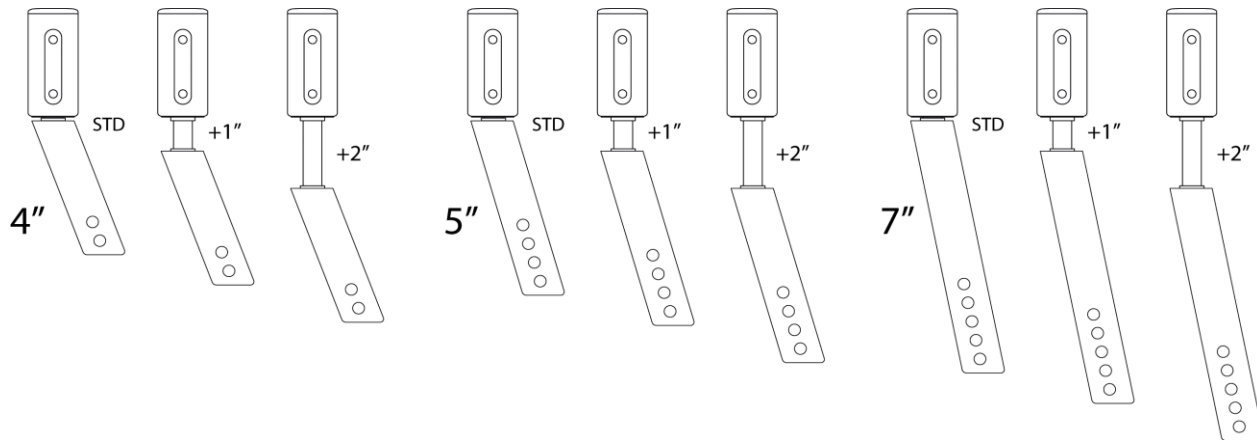
ACCESSORIES											
137	AC03	Anti tippers							E0971	\$140	<input type="checkbox"/>
138	AC27	Tip assist <sup>1</sup>								\$60	<input type="checkbox"/>
139	AC04	Transit Tie Down (Unoccupied)								NC	<input type="checkbox"/>
140	AC05	WC-19 Transit Tie Down w/Q'straint belt <sup>2</sup>		Short belt 20-41" <input type="checkbox"/>		Long belt 20-46" <input type="checkbox"/>				\$320	<input type="checkbox"/>
141	AC06	Cane carrier		Left <input type="checkbox"/>		Right <input type="checkbox"/>			E2207	\$195	<input type="checkbox"/>
142	AC07	Oxygen tank holder - E Type <i>Not compatible with swing away armrest or amputee axle plate</i>		Left					E2208	\$310	<input type="checkbox"/>
143	AC08	Spoke guards <sup>3</sup>		Available: 20", 22", 24", 26"					K0065	\$115	<input type="checkbox"/>
144	AC09	Footrest neoprene impact guard (pair) - Black							K0108	\$90	<input type="checkbox"/>
145	AC10	Seat pouch								\$75	<input type="checkbox"/>
146	AC26	BodyPoint Mobility Bag								\$125	<input type="checkbox"/>
147	AC23	Newton Backpack								\$120	<input type="checkbox"/>
148	AC12	Velcro Closing Strap								\$50	<input type="checkbox"/>
149	AC13	Tool kit								\$45	<input type="checkbox"/>
150	AC16	Motion Composites Polo Shirt	W/S <input type="checkbox"/>	W/M <input type="checkbox"/>	W/L <input type="checkbox"/>					\$32	<input type="checkbox"/>
			M/S <input type="checkbox"/>	M/M <input type="checkbox"/>	M/L <input type="checkbox"/>	M/XL <input type="checkbox"/>	M/XXL <input type="checkbox"/>	M/XXXL <input type="checkbox"/>	M/XXXXL <input type="checkbox"/>		
151	AC15	Military Patches	Army <input type="checkbox"/>	Navy <input type="checkbox"/>	Air Force <input type="checkbox"/>	Marines <input type="checkbox"/>	Coast Guard <input type="checkbox"/>			\$90	<input type="checkbox"/>
152	AC15	Combat Wounded Purple Heart Patch								\$90	<input type="checkbox"/>

1 - Cannot be combined with Anti Tippers    2 - May interfere with swing away armrest and Clamp on height adjustable push handle; Not available with HD option  
3 - Not available with Mag wheels and Spinergy

FRAME COLOR											
153	FC01	Black/Carbon Fiber Black <input type="checkbox"/>	(Black color is replaced by the Carbon fiber finish with the C2 upgrade)							NC	<input type="checkbox"/>
154	FC03	Sunkissed Orange <input type="checkbox"/>	Burgundy <input type="checkbox"/>	Sapphire Blue <input type="checkbox"/>	Monster Green <input type="checkbox"/>				NC	<input type="checkbox"/>	
		Charcoal <input type="checkbox"/>	Fuchsia <input type="checkbox"/>	Steel Blue <input type="checkbox"/>	Ferrari Red <input type="checkbox"/>	Acid Green <input type="checkbox"/>					
155	FC99	Custom Color	<a href="#">Specify PPG Paintit color:</a>					Additional 10 days lead-time	\$360	<input type="checkbox"/>	

**TOTAL**


**Fork and Stem bolt combinations**



**Notes :**




BioFit™ CUSHION


 HCPCS CODE: E2607-E2608	BioFit™	Fits Width	Depth	\$	✓
	NXCABF1616	15"-16"	16"	425	
	NXCABF1618	15"-16"	18"	425	
	NXCABF1620	15"-16"	20"	425	
	NXCABF1816	17"-18"	16"	425	
	NXCABF1818	17"-18"	18"	425	
	NXCABF1820	17"-18"	20"	425	

BioFit™	Fits Width	Depth	\$	✓
NXCABF2016	19"-20"	16"	425	
NXCABF2018	19",-20"	18"	425	
NXCABF2020	19"-20"	20"	425	
NXCABF2216	21"-22"	16"	455	
NXCABF2218	21"-22"	18"	455	
NXCABF2220	21"-22"	20"	455	


Optima™ THORACIC BACK SUPPORT

 HCPCS CODE: E2620-E2621	Optima™	Fits Width	Height	\$	✓
	NOACB1613	16"-18"	13"	660	
	NOACB1616	16"-18"	16"	660	
	NOACB1619	16"-18"	19"	660	
	NOACB1813	18"-20"	13"	660	
	NOACB1816	18"-20"	16"	660	
	NOACB1819	18"-20"	19"	660	
	NOACB2016	20"-22"	16"	660	
	NOACB2019	20"-22"	19"	660	
	NOACB2213	22"-24"	13"	710	
	NOACB2216	22"--24"	16"	710	
	NOACB2219	22"-24"	19"	710	


Optima™ DEEP THORACIC BACK SUPPORT

 HCPCS CODE: E2620-E2621	Optima™ DEEP	Fits Width	Height	\$	✓
	NOPCB1616	16"-18"	16"	660	
	NOPCB1619	16"-18"	19"	660	
	NOPCB1816	18"-20"	16"	660	
	NOPCB1819	18"-20"	19"	660	
	NOPCB2016	20"-22"	16"	660	
	NOPCB2019	20"-22"	19"	660	
	NOPCB2213	22"-24"	13"	710	
	NOPCB2216	22"-24"	16"	710	
	NOPCB2219	22"-24"	19"	710	


Xtend™ HEIGHT ADJUSTABLE THORACIC BACK SUPPORT

 HCPCS CODE: E2620-E2621	Xtend™	Fits Width	Height	\$	✓
	NHAACB1616/20	16"-18"	16"-20"	660	
	NHAACB1816/20	18"-20"	16"-20"	660	
	NHAACB2016/20	20"-22"	16"-20"	660	
	NHAACB2216/20	22"-24"	16"-20"	710	


Xtend™ DEEP HEIGHT ADJUSTABLE THORACIC BACK SUPPORT

 HCPCS CODE: E2620-E2621	Xtend™ DEEP	Fits Width	Height	\$	✓
	NHAACB1616/20	16"-18"	16"-20"	660	
	NHAACB1816/20	18"-20"	16"-20"	660	
	NHAACB2016/20	20"-22"	16"-20"	660	
	NHAPCB2216/20	22"-24"	16"-20"	710	

Classic™ PELVIC BACK SUPPORT

 HCPCS CODE: E2620-E2621	Classic™	Fits Width	Height	\$	✓
	NACB1616	16"-18"	16"	660	
	NACB1618	16"-18"	18"	660	
	NACB1816	18"-20"	16"	660	
	NACB1818	18"-20"	18"	660	
	NACB1820	18"-20"	20"	660	
	NACB2020	20"-22"	20"	660	
	NACB2216	22"-24"	16"	710	
	NACB2218	22"-24"	18"	710	
	NACB2220	22"-24"	20"	710	

Classic™ DEEP PELVIC BACK SUPPORT

 HCPCS CODE: E2620-E2621	Classic™ DEEP	Fits Width	Height	\$	✓
	NPCB1616	16"-18"	16"	660	
	NPCB1618	16"-18"	18"	660	
	NPCB1818	18"-20"	18"	660	
	NPCB1820	18"-20"	20"	660	
	NPCB2020	20"-22"	20"	660	
	NPCB2216	22"-24"	16"	710	
	NPCB2218	22"-24"	18"	710	
	NPCB2220	22"-24"	20"	710	

MultiFit™ HEAD SUPPORT – MULTI-ADJUSTABLE PADS

 HCPCS CODE: E0955	Model #NIB-0784	\$	✓
	10" x 5" Large Rectangular	195	

 HCPCS CODE: E0955	Model # NIB-0818	\$	✓
	14" x 5" Extra-Large Rectangular	195	

MultiFit™ HEAD SUPPORT – FIXTURES

	Model #NIB-0747	\$	✓
	Multi-Axis Hardware	145	

	Model # NIB-0823	\$	✓
	Head Support Receiver Bracket	55	

ALL PRICES QUOTED IN USD. PRICES ARE SUBJECT TO CHANGE WITHOUT NOTICE.

For additional NXT models, sizes and hardware not shown, please refer to the complete NXT Seating Order Form at www.motioncomposites.com