



1- Purchasing information

P.O. number:* _____ Date: _____
 Company Name:* _____
 Purchasing contact:* _____
 Phone:* _____
 Email:* _____
 Contact preference:* Phone Email

Marked for: _____

3- Shipping information

Ship to:* _____
 Name: _____
 Address: _____
 City: _____ State: _____
 Zip Code: _____
 Phone: _____

2- ATP/Clinician information

ATP/Clinician:* _____
 Phone:* _____
 Email:* _____
 Contact preference:* Phone Email

* Required		MA082 <input type="checkbox"/>	MA089 <input type="checkbox"/>	Taxes not included					
		English Manual (STD)	Spanish Manual						
MODEL		USD							
WC03	<input type="checkbox"/>	Ultralight folding Helio wheelchair (265lb weight capacity) A7 package: side frames, symmetrical hydroformed crossbrace and back canes made of 7000 series aluminum		K0005 \$2,395					
WC08	<input type="checkbox"/>	C2 carbon fiber upgrade: side frames, symmetrical molded crossbrace and back canes made of ultralight carbon fiber		\$2,295					
WC09	<input type="checkbox"/>	HD Heavy Duty package (350 lb weight capacity)		\$550					
Frame									
SEAT WIDTH ³									
SW	<input type="checkbox"/>	14" <input type="checkbox"/>	15" <input type="checkbox"/>	16" <input type="checkbox"/>	17" <input type="checkbox"/>	18" ⁿ¹ <input type="checkbox"/>	19" ⁿ¹ <input type="checkbox"/>		NC
	<input type="checkbox"/>		20" ⁿ¹ <input type="checkbox"/>	21" ⁿ² <input type="checkbox"/>	22" ⁿ² <input type="checkbox"/>			E2201	\$525
SEAT DEPTH									
SD	<input type="checkbox"/>	14" <input type="checkbox"/>	15" <input type="checkbox"/>	16" <input type="checkbox"/>	17" <input type="checkbox"/>	18" <input type="checkbox"/>	19" <input type="checkbox"/>		NC
	<input type="checkbox"/>		20" <input type="checkbox"/>					E2203	\$575
FRAME LENGTH ⁵									
SP01	<input type="checkbox"/>	Standard frame length configuration ⁶							STD
SP02	<input type="checkbox"/>	Frame length 1" longer than standard configuration							NC
SP03	<input type="checkbox"/>	Frame length 2" longer than standard configuration							NC
SP04	<input type="checkbox"/>	Frame length 1" shorter than standard configuration							NC
TRANSIT TIE DOWN									
AC04	<input type="checkbox"/>	Transit Tie Down (Unoccupied)							NC
AC05-S	<input type="checkbox"/>	WC-19 Transit Tie Down w/Q'straint belt ⁴ Short belt 20"-41"							\$365
AC05-L	<input type="checkbox"/>	WC-19 Transit Tie Down w/Q'straint belt ⁴ Long belt 20"-46"							\$365
AC35	<input type="checkbox"/>	WC-19 Transit Tie Down without belt ⁴							\$350

1- Available with HD Kit (350 lb); 2- Only with HD Kit (350 lb)
 4- May interfere with swing away armrest and Clamp on height adjustable push handle; not available with HD option when carbon upgrade is selected.
 5- See table on page 7; 6- Distance of 2 1/8" from end of seat upholstery to end of frame;

[3. Width calculator](#)



NEWTON ULTRALIGHT PACKAGE					
PK01	<input type="checkbox"/>	Includes: Carbon fiber angle adjustable footplates + Newton Gravity Ultralight rear wheels		Save \$275	\$530
VP01	<input type="checkbox"/>	Vision Package: Orange accent added to point of contact accessories including: footrest latches, "T" and flip back armrest button cap, 6" Push to lock extension and rubber inserts on Newton composite angle adjustable footplates ¹		K0108	\$95

1- Please select footplates, footrest, armrest, push to lock wheel lock and the extensions in the appropriate sections; To know the compatible parts, look for this logo ***VP01**; Recommended with black chair; See picture of the product on page 6.

Helio FRONT Seat-to-floor Height - Please select your choice

Forks / Position		3" caster			4" caster			5" caster			6" caster			7" caster			8" caster		
		Stem bolt Length			Stem bolt Length			Stem bolt Length			Stem bolt Length			Stem bolt Length			Stem bolt Length		
		STD	+1"	+2"	STD	+1"	+2"	STD	+1"	+2"	STD	+1"	+2"	STD	+1"	+2"	STD	+1"	+2"
4"	P1	13"	14"	15"	13 1/2"	14 1/2"	15 1/2"												
	P2	13 1/2"	14 1/2"	15 1/2"	14"	15"	16"	14 1/2"	15 1/2"	16 1/2"									
5"	P1																		
	P2				14"	15"	16"	14 1/2"	15 1/2"	16 1/2"									
	P3	14"	15"	16"	14 1/2"	15 1/2"	16 1/2"	15"	16"	17"	15 1/2"	16 1/2"	17 1/2"						
	P4	14 1/2"	15 1/2"	16 1/2"	15"	16"	17"	15 1/2"	16 1/2"	17 1/2"	16"	17"	18"	16 1/2"	17 1/2"	18 1/2"			
7"	P1										16 1/2"	17 1/2"	18 1/2"	17"	18"	19"			
	P2							16 1/2"	17 1/2"	18 1/2"	17"	18"	19"	17 1/2"	18 1/2"	19 1/2"			
	P3							17"	18"	19"	17 1/2"	18 1/2"	19 1/2"	18"	19"	20"	18 1/2"	19 1/2"	20 1/2"
	P4	16 1/2"	17 1/2"	18 1/2"	17"	18"	19"	17 1/2"	18 1/2"	19 1/2"	18"	19"	20"	18 1/2"	19 1/2"	20 1/2"	19"	20"	21"
	P5	17"	18"	19"	17 1/2"	18 1/2"	19 1/2"	18"	19"	20"	18 1/2"	19 1/2"	20 1/2"	19"	20"	21"	19 1/2"	20 1/2"	21 1/2"
Froglegs	P1				14 1/2"	15 1/2"	16 1/2"												
	P2	14 1/2"	15 1/2"	16 1/2"	15"	16"	17"	15 1/2"	16 1/2"	17 1/2"									
	P3	15"	16"	17"	15 1/2"	16 1/2"	17 1/2"	16"	17"	18"	16 1/2"	17 1/2"	18 1/2"						

Height available +/- 1/4" (see stem bolt and fork combination at the end of the order form)

FRONT CASTERS

CASTERS			Available		
CA01-03 to CA01-08	<input type="checkbox"/>	Composite wheel w/ PU tire (1")		3", 4", 5", 6", 7", 8"	NC
CA10 to CA11	<input type="checkbox"/>	Pneumatic casters (1 1/4")		6", 8"	E2214/E2215 \$165
CA14 to CA16	<input type="checkbox"/>	Newton UltraCaster Composite (1 1/2")		4", 5", 6"	\$95
CA17 to CA19	<input type="checkbox"/>	Newton UltraCaster Aluminum (1 1/2")		4", 5", 6"	\$215
CASTER OPTIONS					
CA12	<input type="checkbox"/>	Caster Pin Locks (Available with +1" or +2" Stem bolt ONLY) ¹			K0073 \$300
CA13	<input type="checkbox"/>	Carbon fiber Frog Legs suspension forks (Not available with caster pin locks)			E1015 \$490

1- Not available with WC-19

Helio - REAR Seat-to-floor Height

WHEEL SIZES	Height available	
<input type="checkbox"/> 20" (451) wheel	12 1/2 to 17 1/4	Specify desired height: <hr style="width: 100px; margin: 10px auto;"/>
<input type="checkbox"/> 22" (501) wheel	13 1/2 to 18 1/4	
<input type="checkbox"/> 24" (540) wheel	14 1/2 to 19 1/4	
<input type="checkbox"/> 25" (559) wheel	15 to 19 3/4	
<input type="checkbox"/> 26" (590) wheel	15 1/2 to 20 1/4	

Note: Tire size, center of gravity setting and seat slope may result in a variation of +/- 1/2" of selected seat to floor height"

REAR WHEELS

ONE ARM DRIVE ¹		Only available with Newton One rear wheels, permanent axles, 0° camber				Available							
HR22	<input type="checkbox"/>	One arm drive - aluminum inner handrim ²	Left <input type="checkbox"/>	Right <input type="checkbox"/>		E0958	\$1,495						
HR60	<input type="checkbox"/>	One arm drive - plastic coated inner handrim ²	Left <input type="checkbox"/>	Right <input type="checkbox"/>		E0958	\$1,600						
HR98	<input type="checkbox"/>	Omit handrim on opposite side of the One Arm Drive (OAD)					NC						
REAR WHEELS							Available						
RW01	<input type="checkbox"/>	Mag ³				20", 22" 24"	\$57						
RW02	<input type="checkbox"/>	Newton One - spoke wheel ⁴				20", 22" 24"	NC						
RW03	<input type="checkbox"/>	Newton Gravity - ultralight wheel				20", 22", 24", 25", 26"	\$360						
RW04	<input type="checkbox"/>	Spinergy Spox	Blk STD <input type="checkbox"/>	Wht ⁵ <input type="checkbox"/>	Blue ⁵ <input type="checkbox"/>	Red ⁵ <input type="checkbox"/>	Yel ⁵ <input type="checkbox"/>	22", 24", 25", 26"	\$915				
RW05	<input type="checkbox"/>	Spinergy LX	Blk STD <input type="checkbox"/>	Pur ⁵ <input type="checkbox"/>	Wht ⁵ <input type="checkbox"/>	Blue ⁵ <input type="checkbox"/>	Red ⁵ <input type="checkbox"/>	Yel ⁵ <input type="checkbox"/>	Pink ⁵ <input type="checkbox"/>	Grn ⁵ <input type="checkbox"/>	Org ⁵ <input type="checkbox"/>	22", 24", 25", 26"	\$1,145
RW07	<input type="checkbox"/>	Spinergy CLX ⁶	Blk STD <input type="checkbox"/>	Pur ⁵ <input type="checkbox"/>	Wht ⁵ <input type="checkbox"/>	Blue ⁵ <input type="checkbox"/>	Red ⁵ <input type="checkbox"/>	Yel ⁵ <input type="checkbox"/>	Pink ⁵ <input type="checkbox"/>	Grn ⁵ <input type="checkbox"/>	Org ⁵ <input type="checkbox"/>	24", 25"	\$1,625
TIRES (The brand and color may vary depending on parts availability)							Available						
AIRLESS													
TI01	<input type="checkbox"/>	Soft Urethane 1 3/8" - Low Tread, black ⁹				20", 22" 24"	E2218	STD					
TI02	<input type="checkbox"/>	Soft Urethane 1 3/8" - Medium Tread, black ^{7,9}				22", 24", 25", 26"	E2218	\$97					
TI13	<input type="checkbox"/>	Soft Urethane 1" - No tread, black - Sentinel				20", 22", 24", 25", 26"	E2218	\$118					
TI08	<input type="checkbox"/>	Pneumatic Airless insert 1 3/8" - Medium Tread ⁸				22", 24", 26"	E2211/E2213	\$95					
PNEUMATIC													
TI05	<input type="checkbox"/>	Pneumatic 1 3/8" - Medium Tread ⁹				20", 22", 24", 26"	E2211/E2212	NC					
TI06	<input type="checkbox"/>	Pneumatic HP 1" - Low Tread, Puncture resistant, black - SpeedLite				20", 22", 24", 25", 26"	E2211/E2212	\$105					
TI07	<input type="checkbox"/>	Pneumatic HP 1" - Medium Tread, Puncture resistant, black - TrailBlazer				24", 25", 26"	E2211/E2212	\$150					
TI03	<input type="checkbox"/>	Pneumatic 2" - Large Tread, black ¹⁰				22", 24", 25"	E2211/E2212	\$115					

- 1- Offered with handrims on each side of the wheelchair; select the outer handrim in the handrims section; Only available with 24" wheel size; Not available with 21" and 22" wide; 2- Only standard handrim position available; 3- Not compatible with HP tires; Only available with aluminum or plastic coated handrim, standard position; 4- Not compatible with Shox tires; 5- color spokes require an additional 10 days lead-time; 6- Only available with 1" tires; 7- 22" is only available with Mags, Newton One rear wheels and Newton Gravity wheels; 8- Not available with Spinergy CLX, Spinergy LX 25", 26" and Spox 25", 26" rear wheels 9- Not available with flip-back armrest when the 6° camber is selected; 10- Not available with armrests when the 3° or 6° camber are selected;

HANDRIMS

HANDRIM		Available					
HR01	<input type="checkbox"/>	Aluminum anodized				20", 22", 24", 25", 26"	STD
HR61	<input type="checkbox"/>	Aluminum black hard anodized ²				20", 22", 24", 25"	\$75
HR02	<input type="checkbox"/>	Plastic coated ¹				20", 22", 24", 25", 26"	\$110
HR03	<input type="checkbox"/>	High friction coated ^{1,2,3}				22", 24", 25", 26"	\$375
HR07-HR18 and HR65-HR71	<input type="checkbox"/>	Newton Air Grip ² See on page 6 for color choice and price				20", 22", 24", 25", 26"	
HR28	<input type="checkbox"/>	Surge ^{1,2,3,4} (1 1/2" Oval handrim w/ Gripton high friction strip)				22", 24", 25", 26"	\$450
HR05	<input type="checkbox"/>	Surge LT ^{1,2,3,4} (1 1/8" Oval handrim w/ Gripton high friction strip)				22", 24", 25", 26"	\$495
HR04	<input type="checkbox"/>	Natural Fit ^{1,2,3,4}				22", 24", 25", 26"	\$395
HR62	<input type="checkbox"/>	Simi H ^{1,2,3} (1 3/8" Oval handrim with high friction strip)				22", 24", 25", 26"	\$395
HR63	<input type="checkbox"/>	Nova H ^{1,2,3} (1 1/4" Oval handrim with high friction strip)				22", 24", 25", 26"	\$445
HR64	<input type="checkbox"/>	Optimum H ^{1,2,3} (1 1/8" heart-shaped handrim)				22", 24", 25", 26"	\$345
HR99	<input type="checkbox"/>	Omit handrim					NC

- 1- Only standard and narrow handrim position. By default, the tab won't be cut with the narrow position; 2- Not available with Mag wheels; 3 - Not available with one arm drive; 4- 25" and 26" are not available in narrow position; 24" is not available with the Spinergy Spox, LX and CLX in narrow position; CLX rear wheel are not available with thumb piece

HANDRIMS OPTION

ASSEMBLY POSITION							
HR29	<input type="checkbox"/>	Standard Handrim position	Full tab				STD
HR030	<input type="checkbox"/>	Narrow Handrim position no cut ⁶	Full tab				NC
HR30	<input type="checkbox"/>	Narrow Handrim position with cut ⁵	Short tab 2 positions				\$30
HR31	<input type="checkbox"/>	Super Narrow Handrim ⁵	Short tab 2 positions STD <input type="checkbox"/>	Short tab 1 position ⁶ <input type="checkbox"/>			\$30
THUMB PIECE SELECTION FOR NATURAL FIT, SURGE, SURGE LT HANDRIMS							
HR23	<input type="checkbox"/>	Standard grip					\$95
HR27	<input type="checkbox"/>	Super grip					\$150
HR099	<input type="checkbox"/>	Omit thumb piece					NC

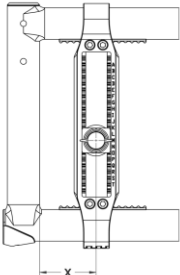
- 5- Only available with Aluminum and Air Grip handrims; 6- Not available with the combination of 24" Newton Gravity, Spinergy Spox, LX, wheels and a 1 3/8" Airless insert pneumatic tire with any handrim;

AXLE ¹							
AX01	<input type="checkbox"/>	Quick release axle					STD
AX02	<input type="checkbox"/>	Permanent axle					NC
AX03	<input type="checkbox"/>	Quad release axle				K0108	\$130
AXLE PLATE							
AX04	<input type="checkbox"/>	Amputee adjustable axle plate ²				E0959	\$205

- 1- Not required with one arm drive; 2- May interfere with swing away armrest and limit seat to floor height; Not available with WC-19 transit tie down and the swing away anti-tipper

REAR WHEEL CAMBER			
CM00	<input type="checkbox"/>	0° camber	STD
CM03	<input type="checkbox"/>	3° camber	NC
CM06	<input type="checkbox"/>	6° camber (not available with amputee axle plate)	\$165

CENTER OF GRAVITY



Choose position of rear wheel axle plate:
Measure distance X from front of back post to center of axle receiver.

Most stable														
X =	AMPUTEE	1"	1/4"	1/2"	3/4"	2"	1/4"	1/2"	3/4"	3"	1/4"	1/2"	3/4"	4"
	<input type="checkbox"/>	<input type="checkbox"/>	<input type="checkbox"/>	<input type="checkbox"/>	<input type="checkbox"/>	<input type="checkbox"/>	<input type="checkbox"/>	<input type="checkbox"/>	<input type="checkbox"/>	<input type="checkbox"/>	<input type="checkbox"/>	<input type="checkbox"/>	<input type="checkbox"/>	<input type="checkbox"/>

If not indicated, default setting is at 1.5"
Possible conflict between a seat depth under 16" and a center of gravity over 2,5".
Possible conflict between a 26" rear wheel and a center of gravity over 2,5".
Motion Composites will select the closest possible center of gravity (COG) if an issue arises with the COG

1-Only available with the amputee axle plate

Only on carbon frame

WHEEL LOCK			
WL08	<input type="checkbox"/>	Newton Wheel lock - push to lock	STD
WL02	<input type="checkbox"/>	Pull to lock	NC
WL04	<input type="checkbox"/>	Newton grade aid push to lock (works best with pneumatic or high pressure tire)	E0974 \$155
WL13	<input type="checkbox"/>	6" removable extension handle ¹ *VP01	E0961 \$77
WL05	<input type="checkbox"/>	Scissors Lock	\$155
WL06	<input type="checkbox"/>	Attendant Lock (additional set of wheel lock mounted to the back)	\$215
WL15	<input type="checkbox"/>	Unilateral wheel lock - pull to lock ² Left <input type="checkbox"/> Right <input type="checkbox"/>	\$330
WL99	<input type="checkbox"/>	Omit wheel locks	NC

1- Only available with Newton push to lock (WL08), pull to lock (WL02) and Newton Grade aid (WL04); Only the extension for the Newton push to lock is available with the vision package (VP01)
2- For more information about incompatibilities and restriction, refer to the table at page 7 and the "How-to documents" page of our website:
https://www.motioncomposites.com/en_ca/support-and-education/how-to-documents

FOOTREST			
SWING-IN/SWING-OUT FOOTREST			
FR03-01	<input type="checkbox"/>	60° Swing-in/swing-out footrest - 13.5" - 17"	Set at*: NC
FR03-02	<input type="checkbox"/>	60° Swing-in/swing-out footrest - 14.5" - 19.5"	Set at*: NC
FR03-03	<input type="checkbox"/>	60° Swing-in/swing-out footrest - 15.5" - 20.5"	Set at*: NC
FR04-01	<input type="checkbox"/>	70° Swing-in/swing-out footrest - 13.5" - 17"	Set at*: NC
FR04-02	<input type="checkbox"/>	70° Swing-in/swing-out footrest - 14.5" - 19.5"	Set at*: NC
FR04-03	<input type="checkbox"/>	70° Swing-in/swing-out footrest - 15.5" - 20.5"	Set at*: NC
FR15-01	<input type="checkbox"/>	80° Swing-in/swing-out footrest - 13.5" - 16" ⁵	Set at*: NC
FR15-02	<input type="checkbox"/>	80° Swing-in/swing-out footrest - 14.5" - 19.5" ⁵	Set at*: NC
FR15-03	<input type="checkbox"/>	80° Swing-in/swing-out footrest - 15.5" - 20.5" ⁵	Set at*: NC
FR06	<input type="checkbox"/>	90° swing-in/swing-out with front mount - Standard (no extension) ¹ 7.5" - 11"	Set at*: NC
FR07	<input type="checkbox"/>	90° swing-in/swing-out with front mount - Short extension 2" ^{1,2} 9.5"- 13"	Set at*: NC
FR08	<input type="checkbox"/>	90° swing-in/swing-out with front mount - Medium extension 4" ^{1,2} 9.5" - 14.5"	Set at*: NC
FOOTREST OPTIONS			
FR09	<input type="checkbox"/>	High mount (footplate attached to the hanger with clamps) ³ 5" - 13.5"	Set at*: \$85
FR10	<input type="checkbox"/>	Elevating legrest with calf pad, Length adjustable ⁴ Left <input type="checkbox"/> Right <input type="checkbox"/> 14" - 22"	Set at: E0990 \$245
FR99	<input type="checkbox"/>	Omit Footrest	NC

1- Available only with two piece adjustable footplates; 2- May interfere with front casters; 3- Not available with front mount and the elevating legrest; * +/-1/2"
4- The elevating legrest replace the footrest side selected; Not available with one piece footplate; 5- Not available with 8" caster

FOOTPLATES			
FP01	<input type="checkbox"/>	Standard - Composite ¹	STD
FP02	<input type="checkbox"/>	Newton adjustable angle - Composite ^{*VP01}	K0040 \$215
FP03	<input type="checkbox"/>	Newton adjustable angle - Aluminum	K0040 \$235
FP04	<input type="checkbox"/>	Newton adjustable angle - Carbon fiber (with rubber inserts)	\$445
FP23	<input type="checkbox"/>	Newton adjustable angle extra deep - Aluminum	K0040 \$235
FP06	<input type="checkbox"/>	One piece adjustable angle flip-up - Aluminum	K0040 \$195
FP07	<input type="checkbox"/>	One piece adjustable angle flip-up - Carbon fiber (with rubber inserts)	\$465

FOOTPLATE ACCESSORIES			
FP08	<input type="checkbox"/>	Length adjustable heel loop ²	E0951 \$41
FP09	<input type="checkbox"/>	Calf strap	K0038 \$39
FP30	<input type="checkbox"/>	Bodypoint Aeromesh Padded calf strap	K0038 \$118

1- Not available with front mount; 2- not available with one piece footplate

SWING AWAY RESIDUAL LIMB SUPPORT			
FR27	<input type="checkbox"/>	Residual limb support - flat 6"x8" Left <input type="checkbox"/> Right <input type="checkbox"/>	E1020 \$420
FR28	<input type="checkbox"/>	Residual limb support - flat 8"x10" Left <input type="checkbox"/> Right <input type="checkbox"/>	E1020 \$420
FR29	<input type="checkbox"/>	Residual limb support - flat 10"x10" Left <input type="checkbox"/> Right <input type="checkbox"/>	E1020 \$420
FR30	<input type="checkbox"/>	Residual limb support - flat 10"x14" Left <input type="checkbox"/> Right <input type="checkbox"/>	E1020 \$420
FR32	<input type="checkbox"/>	Residual limb support - contour 6"x8" Left <input type="checkbox"/> Right <input type="checkbox"/>	E1020 \$420
FR33	<input type="checkbox"/>	Residual limb support - contour 8"x10" Left <input type="checkbox"/> Right <input type="checkbox"/>	E1020 \$420

SEATING AND BACKREST

BACK UPHOLSTERY										
BH07	<input type="checkbox"/>	Slip-on Active-Mesh back upholstery								STD
BH08	<input type="checkbox"/>	Adjustable tension Active-Mesh back upholstery							E2611/E2612	\$305
BH99	<input type="checkbox"/>	Omit Back upholstery								NC
	<input type="checkbox"/>	NXT back Support							See pricelist	
SEAT CUSHION										
SC01	<input type="checkbox"/>	2" Cushion								\$170
SC02	<input type="checkbox"/>	3" Cushion							E2601/E2602	\$190
SC99	<input type="checkbox"/>	Omit seat cushion								STD
	<input type="checkbox"/>	NXT cushion							See pricelist	
FIXED ANGLE BACK CANES WITH INTEGRATED PUSH HANDLES - For Aluminum chair (Not available with push handles options)										
BC58	<input type="checkbox"/>	Straight aluminum back cane	9 - 15" <input type="checkbox"/>	15 - 21" <input type="checkbox"/>	increment of 1/2"			Set at ² :	NC	
BC60	<input type="checkbox"/>	Straight aluminum back cane	21" - 24"		increment of 1"			Set at ² :	\$77	
BC01	<input type="checkbox"/>	8° bend aluminum back cane	16" <input type="checkbox"/>	18" <input type="checkbox"/>	20" <input type="checkbox"/>			NC		
BC59	<input type="checkbox"/>	8° bend aluminum back cane	21" - 24"		increment of 1"			Set at ² :	\$77	
FIXED ANGLE, HEIGHT ADJUSTABLE BACK CANES WITH PUSH HANDLE OPTIONS (MUST select ONE push handle options)										
BC11	<input type="checkbox"/>	Straight back cane	12 - 15" <input type="checkbox"/>	15 - 18" <input type="checkbox"/>	18 - 21" STD <input type="checkbox"/>	increment of 1/2"		Set at ² :	NC	
BC06										
BC12	<input type="checkbox"/>	8° Bend back cane	13 ½ - 15" <input type="checkbox"/>	15 - 18" <input type="checkbox"/>	18 - 21" STD <input type="checkbox"/>	increment of 1/2"		Set at ³ :	\$60	
BC08										
ANGLE AND HEIGHT ADJUSTABLE BACK CANE WITH PUSH HANDLE OPTIONS (MUST select ONE push handle options)										
BC13	<input type="checkbox"/>	Straight back cane	15 - 18" <input type="checkbox"/>	18 - 21" STD <input type="checkbox"/>	Carbon version are not available until fall 2026			Set at ² :	increment of 1/2"	\$215
BC09										
BC14	<input type="checkbox"/>	8° bend back cane	15 - 18" <input type="checkbox"/>	18 - 21" STD <input type="checkbox"/>	Carbon version are not available until fall 2026			Set at ² :	increment of 1/2"	\$270
BC10										
		Select back cane angle:	85° ¹ <input type="checkbox"/>	90° <input type="checkbox"/>	95° STD <input type="checkbox"/>	100° <input type="checkbox"/>	105° <input type="checkbox"/>	110° <input type="checkbox"/>		
PUSH HANDLES OPTIONS (ONE option at a time)										
PH01	<input type="checkbox"/>	Push handles								STD
PH05	<input type="checkbox"/>	Fold down push handles ^{3,5}								\$145
PH06-920	<input type="checkbox"/>	Clamp on height adjustable push handles 9" - 20" ^{3,4,5}								\$325
PH06-923	<input type="checkbox"/>	Clamp on height adjustable push handles 9" - 23" ^{3,4,5}								\$325
PH02	<input type="checkbox"/>	Omit push handles								NC
STROLLER HANDLE AND STABILIZER BAR										
PH04	<input type="checkbox"/>	Stroller handle (only available with push handle) - (not available with the HD option)							K0108	\$165
PH03	<input type="checkbox"/>	Newton folding stabilizer bar (not compatible with stroller handle)								\$270

1- Not available with a 8° bend back cane; 2- If not indicated, default height setting is at the lowest position; measured from seat sling to top of back upholstery; 3- 265lb weight limit
 4- Not compatible with swing away armrests, 8° bend back canes, 9-12" back canes and amputee axle plates; 5- Not compatible with stroller handle, stabilizer bar, headrest and attendant lock

ARMRESTS										
HEIGHT ADJUSTABLE FLIP BACK ARMREST (Convertible to "T" armrest) ^{1,4} *VP01										
AR01-812	<input type="checkbox"/>	10" Desk length armpad	8" - 12"		Locked <input type="checkbox"/>	Unlocked STD <input type="checkbox"/>		E0973	\$355	
AR01-1014	<input type="checkbox"/>	10" Desk length armpad	10" - 14"		Locked <input type="checkbox"/>	Unlocked STD <input type="checkbox"/>		E0973	\$355	
AR02-812	<input type="checkbox"/>	14" Full length armpad	8" - 12"		Locked <input type="checkbox"/>	Unlocked STD <input type="checkbox"/>		E0973	\$355	
AR02-1014	<input type="checkbox"/>	14" Full length armpad	10" - 14"		Locked <input type="checkbox"/>	Unlocked STD <input type="checkbox"/>		E0973	\$355	
HEIGHT ADJUSTABLE "T" ARMREST ¹ *VP01										
AR13-610	<input type="checkbox"/>	10" Desk length armpad ⁵	6" - 10"					E0973	\$330	
AR03-812	<input type="checkbox"/>	10" Desk length armpad	8" - 12"					E0973	\$330	
AR03-1014	<input type="checkbox"/>	10" Desk length armpad	10" - 14"					E0973	\$330	
AR14-610	<input type="checkbox"/>	14" Full length armpad ⁵	6" - 10"					E0973	\$330	
AR04-812	<input type="checkbox"/>	14" Full length armpad	8" - 12"					E0973	\$330	
AR04-1014	<input type="checkbox"/>	14" Full length armpad	10" - 14"					E0973	\$330	
HEIGHT ADJUSTABLE SWING AWAY ARMREST ²										
AR05	<input type="checkbox"/>	Tubular armrest without plastic side guards - Short pad		8" - 11"				E0973	\$230	
AR19	<input type="checkbox"/>	Tubular armrest with plastic side guards - Short pad		8" - 11"				E0973	\$395	
AR23	<input type="checkbox"/>	Tubular armrest without plastic side guards - Long pad		8" - 11"				E0973	\$230	
AR24	<input type="checkbox"/>	Tubular armrest with plastic side guards - Long pad		8" - 11"				E0973	\$395	
AR06	<input type="checkbox"/>	10" Desk length flat armpad without plastic side guards		8" - 11"				E0973	\$230	
AR20	<input type="checkbox"/>	10" Desk length flat armpad with plastic side guards		8" - 11"				E0973	\$395	
AR17	<input type="checkbox"/>	14" Full length flat armpad without plastic side guards		8" - 11"				E0973	\$230	
AR21	<input type="checkbox"/>	14" Full length flat armpad with plastic side guards		8" - 11"				E0973	\$395	
ARMREST OPTIONS										
AR12	<input type="checkbox"/>	14" Full Length armpad ³ - Gel Ovation								\$165
AR99	<input type="checkbox"/>	Omit armrest								NC

1- May have 1/2" adjustment restriction on both limits of the range; 2- Could interfere with some rigid backrests; Not available with attendant lock and fixed carbon fiber side guards;
 3- Only available with full length armrest; Not available with swing away and desk length armrests; 4- Not available with attendant lock; 5- May have some restriction with seat-to-floor height and rear wheel

ACCESSORIES

SIDE GUARDS <i>(not available with Flip Back and "T" Armrest)</i>						
SG01	<input type="checkbox"/>	Plastic side guards <i>(removable)</i>	Straight bracket - STD	Offset bracket ¹		\$200
SG02	<input type="checkbox"/>	Carbon fiber side guards <i>(fixed)</i>				\$270
SG03	<input type="checkbox"/>	Carbon fiber side guards <i>(removable)</i>	Straight bracket - STD	Offset bracket ¹	K0108	\$305
SG06	<input type="checkbox"/>	Plastic fender side guards <i>(removable)</i>	Straight bracket - STD	Offset bracket ¹		\$290
SG04	<input type="checkbox"/>	Carbon fiber fender side guards <i>(removable)</i>	Straight bracket - STD	Offset bracket ¹	K0108	\$550
SG99	<input type="checkbox"/>	Omit side guard				STD

¹- Only compatible with 0° camber; Increase width by 1/2" per side for a total of 1" ;

POSITIONING BELT						
SB01-S	<input type="checkbox"/>	Velcro adjustable - Small 35" ¹			E0978	\$46
SB01-L	<input type="checkbox"/>	Velcro adjustable - Long 60"			E0978	\$46
SB02-S	<input type="checkbox"/>	Auto buckle - Small 35" ¹			E0978	\$87
SB02-M	<input type="checkbox"/>	Auto buckle - Medium 48"			E0978	\$87
SB02-L	<input type="checkbox"/>	Auto buckle - Long 60"			E0978	\$87
SB04-M	<input type="checkbox"/>	BodyPoint Hip Belt - 2 point not padded - Medium 56"			E0978	\$85
SB04-L	<input type="checkbox"/>	BodyPoint Hip Belt - 2 point not padded - Long 61"			E0978	\$85
SB05-S	<input type="checkbox"/>	BodyPoint Hip Belt - 2 point padded - Small 51"			E0978	\$180
SB05-M	<input type="checkbox"/>	BodyPoint Hip Belt - 2 point padded - Medium 56"			E0978	\$180
SB05-L	<input type="checkbox"/>	BodyPoint Hip Belt - 2 point padded - Long 61"			E0978	\$180
SB06-S	<input type="checkbox"/>	BodyPoint Hip Belt - 4 point padded - Small 51"			E0978	\$195
SB06-M	<input type="checkbox"/>	BodyPoint Hip Belt - 4 point padded - Medium 56"			E0978	\$195
SB06-L	<input type="checkbox"/>	BodyPoint Hip Belt - 4 point padded - Long 61"			E0978	\$195
SB03	<input type="checkbox"/>	Hardware attachment for 2 extra points (1 pair)				\$17
SB08-M	<input type="checkbox"/>	BodyPoint EVOFLEX® Positioning Belt Rehab latch and Band Clamps - Medium 18"			K0108	\$305
SB08-L	<input type="checkbox"/>	BodyPoint EVOFLEX® Positioning Belt Rehab latch and Band Clamps - Long 24"			K0108	\$305
SB99	<input type="checkbox"/>	Omit positioning belt				STD

¹- Not recommended for seat width of 18" and more

HEADREST ¹						
AC01-S	<input type="checkbox"/>	Profiled Headrest - Small (3.5"X6")			E0955	\$185
AC01-M	<input type="checkbox"/>	Profiled Headrest - Medium (4.5"X7")			E0955	\$185
AC01-L	<input type="checkbox"/>	Profiled Headrest - Large (5.5"X8")			E0955	\$185
AC28	<input type="checkbox"/>	Headrest mounting hardware with removable non folding stabilizer bar			E1028	\$300

¹- Only available with push handles - Not available with a stroller handle or a folding stabilizer bar

ACCESSORIES								
WC10	<input type="checkbox"/>	E-Motion adaptor Kit (2 adaptors) - <i>Only necessary with 6° camber</i>				\$36		
AC03	<input type="checkbox"/>	Anti-tippers			E0971	\$150		
AC29	<input type="checkbox"/>	Swing-away anti-tipper ¹	Left <input type="checkbox"/>	Right <input type="checkbox"/>		\$190		
AC27	<input type="checkbox"/>	Tip assist ²				\$67		
AC06	<input type="checkbox"/>	Cane and crutch holder	Left <input type="checkbox"/>	Right <input type="checkbox"/>	E2207	\$200		
AC07	<input type="checkbox"/>	Oxygen tank holder ⁴ - D and E Type - installed on the left			E2208	\$315		
AC08	<input type="checkbox"/>	Spoke guards ³	Available: 20", 22", 24", 25", 26"		K0065	\$118		
AC09	<input type="checkbox"/>	Footrest neoprene impact guard (pair) - Black			K0108	\$92		
AC10	<input type="checkbox"/>	Seat pouch				\$82		
AC30	<input type="checkbox"/>	Newton multi-purpose pouch				\$61		
AC26	<input type="checkbox"/>	BodyPoint Mobility Bag				\$135		
AC23	<input type="checkbox"/>	Newton Backpack				\$130		
AC12	<input type="checkbox"/>	Velcro Closing Strap				\$57		
AC13	<input type="checkbox"/>	Tool kit				\$51		
AC15	<input type="checkbox"/>	Military Patches	Army <input type="checkbox"/>	Navy <input type="checkbox"/>	Air Force <input type="checkbox"/>	Marines <input type="checkbox"/>	Coast Guard <input type="checkbox"/>	\$96
			Combat Wounded Purple Heart <input type="checkbox"/>	Space Force <input type="checkbox"/>	American Flag <input type="checkbox"/>			

¹- Must select the pair (left and right) with HD option; Only available with rear seat to floor height between 13 1/2" and 19 3/4"; Not available with amputee axle plate; ²- Cannot be combined with Anti Tippers

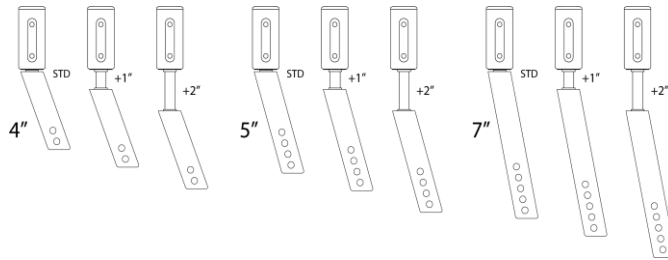
³- Not available with Mag wheels and Spinergy; the 24" spoke guard will be installed on the 25" wheel; ⁴- Not compatible with swing away armrest or amputee axle plate and WC-19 transit tie-down

Colors																					
Options ¹	Black ²	High Gloss Carbon Fiber ²	Sunkissed Orange	Burgundy	Sapphire Blue	Monster Green	Charcoal	Fuchsia	Steel Blue	Ferrari Red	Acid Green	Electric Purple	Caribbean Blue	White	Pink Pearl	Plum Purple	Sky Blue	Black Cherry	Khaki Green (matte)	Desert Sand (matte)	
AirGrip	<input type="checkbox"/>	<input type="checkbox"/>	<input type="checkbox"/>	<input type="checkbox"/>	<input type="checkbox"/>	<input type="checkbox"/>	<input type="checkbox"/>	<input type="checkbox"/>	<input type="checkbox"/>	<input type="checkbox"/>	<input type="checkbox"/>	<input type="checkbox"/>	<input type="checkbox"/>	<input type="checkbox"/>	<input type="checkbox"/>	<input type="checkbox"/>	<input type="checkbox"/>	<input type="checkbox"/>	<input type="checkbox"/>	<input type="checkbox"/>	\$265
Frame (NC)	<input type="checkbox"/>	<input type="checkbox"/>	<input type="checkbox"/>	<input type="checkbox"/>	<input type="checkbox"/>	<input type="checkbox"/>	<input type="checkbox"/>	<input type="checkbox"/>	<input type="checkbox"/>	<input type="checkbox"/>	<input type="checkbox"/>	<input type="checkbox"/>	<input type="checkbox"/>	<input type="checkbox"/>	<input type="checkbox"/>	<input type="checkbox"/>	<input type="checkbox"/>	<input type="checkbox"/>	<input type="checkbox"/>	<input type="checkbox"/>	TBD ³
FC99	<input type="checkbox"/>	Custom Color Specify PPG Paintit color:																	<i>Additional 10 days lead-time</i>	\$390	

¹- Color representation may vary from one monitor to another. Therefore, the actual paint color on your wheelchair might differ slightly from what you see on your screen.; Finish between Airgrip and frame might be different;

²- Black frame will be STD for the aluminum/High Gloss Carbon Fiber will be STD for the Carbon frame upgrade; ³- The frame color will be confirmed with the quote conversion into an order (in absence of selection, the color will be black)

Fork and Stem bolt combinations



Frame length chart

Frame length	Seat Depth						
	14"	15"	16"	17"	18"	19"	20"
STD							
+1							N/A
+2						N/A	N/A
-1	N/A						

Unilateral wheel lock restrictions

Seat depth: shall be 16 in and greater

Rear wheel: shall be 24 in and less

"T" or flip-back armrest only compatible with 0° camber

One arm drive: not compatible with "T"

One arm drive and flip-back armrest only available with 17 in depth frame

"T" or flip-back armrest may require to move the rear wheels outwards

Not compatible with wheel lock lever extension

Rear wheel diameter	Seat depth (in)	COG Compatibility Range (in)
20 in	16+	1.5 to 3.75
	16	1.0 to 2.75
22 in	17+	1.0 to 3.25
	18+	1.0 to 3.75
24 in	16	1.0 to 2.0
	17	1.0 to 2.75
	18+	1.0 to 3.75

CUSTOMIZATION STARTS HERE!

With EVO Custom, whether it's a subtle tweak for comfort or mobility, or a fully reimagined component tailored to your unique needs, we're here to support you.




Explore the EVO Custom Catalog.


You can include your request or reference an existing customization from our catalog in the notes section below.





Have a customization in mind or a specific request? The EVO Custom Request Form is the best place to start.


Notes :


THORACIC SHAPE			Optima™ DEEP		THORACIC BACK SUPPORT				HCPCS CODE: E2620-E2621			
	WIDTH	HEIGHT	MODEL # ALUMINUM	RETAIL	✓	Repl. cover & foam	Retail	✓				
	14"	13"	NOPCB1413	\$730		NIB-2246V	\$130					
	14"	16"	NOPCB1416	\$730		NIB-2247V	\$130					
	15"	13"	NOPCB1513	\$730		NIB-2250V	\$130					
	15"	16"	NOPCB1516	\$730		NIB-2251V	\$130					
	16"	13"	NOPCB1613	\$730		NIB-2254V	\$130					
	16"	16"	NOPCB1616	\$730		NIB-2255V	\$130					
	16"	19"	NOPCB1619	\$730		NIB-2256V	\$130					
	17"	13"	NOPCB1713	\$730		NIB-2259V	\$130					
	17"	16"	NOPCB1716	\$730		NIB-2260V	\$130					
	18"	13"	NOPCB1813	\$730		NIB-2264V	\$130					
	18"	16"	NOPCB1816	\$730		NIB-2265V	\$130					
	18"	19"	NOPCB1819	\$730		NIB-2266V	\$130					
	19"	16"	NOPCB1916	\$730		NIB-2267V	\$130					
	19"	19"	NOPCB1919	\$730		NIB-2268V	\$130					
	20"	13"	NOPCB2013	\$730		NIB-2271V	\$130					
	20"	16"	NOPCB2016	\$730		NIB-2272V	\$130					
	20"	19"	NOPCB2019	\$730		NIB-2273V	\$130					
	21"	16"	NOPCB2116	\$730		NIB-2274V	\$130					
	21"	19"	NOPCB2119	\$730		NIB-2275V	\$130					
	22"	13"	NOPCB2213	\$783		NIB-2276V	\$130					
	22"	16"	NOPCB2216	\$783		NIB-2277V	\$130					
	22"	19"	NOPCB2219	\$783		NIB-2278V	\$130					

		Optima Carbon™ DEEP		THORACIC BACK SUPPORT				CARBON FIBER SHELL (WEIGHT SAVINGS – 1lb)				HCPCS CODE: E2620-E2621			
WIDTH	HEIGHT	MODEL # CARBON	RETAIL	✓	Repl. cover & foam	Retail	✓								
14"	13"	NOCFPCB1413	\$1,066		NIB-2246V	\$130									
14"	16"	NOCFPCB1416	\$1,108		NIB-2247V	\$130									
15"	13"	NOCFPCB1513	\$1,066		NIB-2250V	\$130									
15"	16"	NOCFPCB1516	\$1,108		NIB-2251V	\$130									
16"	13"	NOCFPCB1613	\$1,066		NIB-2254V	\$130									
16"	16"	NOCFPCB1616	\$1,108		NIB-2255V	\$130									
17"	13"	NOCFPCB1713	\$1,066		NIB-2259V	\$130									
17"	16"	NOCFPCB1716	\$1,108		NIB-2260V	\$130									
18"	13"	NOCFPCB1813	\$1,066		NIB-2264V	\$130									
18"	16"	NOCFPCB1816	\$1,108		NIB-2265V	\$130									
20"	13"	NOCFPCB2013	\$1,066		NIB-2271V	\$130									
20"	16"	NOCFPCB2016	\$1,108		NIB-2272V	\$130									

THORACIC SHAPE			Xtend™ LOW HEIGHT ADJUSTABLE THORACIC BACK SUPPORT		HCPCS CODE E2620-E2621			
	xtend™	WIDTH	HEIGHT	RETAIL	✓	Repl. cover & foam	Retail	✓
	NHAACB(L)1213/17	12"	13-17"	\$730		NIB-2148V	\$130	
	NHAACB(L)1413/17	14"	13-17"	\$730		NIB-2149V	\$130	
	NHAACB(L)1613/17	16"	13-17"	\$730		NIB-2150V	\$130	
	NHAACB(L)1813/17	18"	13-17"	\$730		NIB-2151V	\$130	
	NHAACB (L)2013/17	20"	13-17"	\$730		NIB-2152V	\$130	
	NHAACB (L)2213/17	22"	13-17"	\$783		NIB-2153V	\$130	

		Xtend™ DEEP HEIGHT ADJUSTABLE THORACIC BACK SUPPORT		HCPCS CODE E2620-E2621			
xtend™ Deep	WIDTH	HEIGHT	RETAIL	✓	Repl. cover & foam	Retail	✓
NHAPCB1616/20	16"	16"-20"	\$730		NIB-2143V	\$130	
NHAPCB1816/20	18"	16"-20"	\$730		NIB-2144V	\$130	
NHAPCB2016/20	20"	16"-20"	\$730		NIB-2145V	\$130	
NHAPCB2216/20	22"	16"-20"	\$783		NIB-2146V	\$130	

PELVIC SHAPE			Classic™ PELVIC BACK SUPPORT		HCPCS CODE E2620-E2621			
	Classic™	WIDTH	HEIGHT	RETAIL	✓	Repl. cover & foam	Retail	✓
	NACB1616	16"	16"	\$730		NIB-2163V	\$130	
	NACB1618	16"	18"	\$730		NIB-2164V	\$130	
	NACB1816	18"	16"	\$730		NIB-2166V	\$130	
	NACB1818	18"	18"	\$730		NIB-2167V	\$130	
	NACB1820	18"	20"	\$730		NIB-2168V	\$130	
	NACB2020	20"	20"	\$730		NIB-2171V	\$130	
	NACB2216	22"	16"	\$783		NIB-2172V	\$130	
	NACB2218	22"	18"	\$783		NIB-2173V	\$130	
	NACB2220	22"	20"	\$783		NIB-2174V	\$130	


		Classic™ DEEP PELVIC BACK SUPPORT		HCPCS CODE E2620-E2621			
Classic™ Deep	WIDTH	HEIGHT	RETAIL	✓	Repl. cover & foam	Retail	✓
NPCB1616	16"	16"	\$730		NIB-2175V	\$130	
NPCB1618	16"	18"	\$730		NIB-2176V	\$130	
NPCB1818	18"	18"	\$730		NIB-2179V	\$130	
NPCB1820	18"	20"	\$730		NIB-2180V	\$130	
NPCB2020	18"	20"	\$730		NIB-2183V	\$130	
NPCB2216	22"	16"	\$783		NIB-2184V	\$130	
NPCB2218	22"	18"	\$783		NIB-2185V	\$130	
NPCB2220	22"	20"	\$783		NIB-2186V	\$130	

PLEASE NOTE: Each back will fit widths up to 2" wider.

ALL PRICES QUOTED IN CAD PRICES ARE SUBJECT TO CHANGE WITHOUT NOTICE.



For additional NXT models, sizes and hardware not shown, please refer to the complete NXT Seating Order Form at www.motioncomposites.com

BACK SUPPORT ACCESSORIES

	MODEL #	DESCRIPTION	FITS BACK WIDTH	RETAIL	QTY
	Custom - Cover	Optional Infection Control Wipe Down Back Support Cover	Specify back model # when ordering	\$205	
	NIB-1938	Extra Small Privacy Flap for 11" - 13" wide back supports	11" - 13" (27.9 - 33.0)	\$70	
	NIB-1078	Small Privacy Flap for 14"-16" wide back supports	14" - 16" (35.6-40.6 cm)	\$70	
	NIB-1079	Medium Flap for 17"-19" wide back supports	17" - 19" (43.2-48.3 cm)	\$70	
	NIB-1080	Large Privacy Flap for 20"-22" wide back supports	20" - 22" (50.8-55.9 cm)	\$70	
	NIB-1081	Extra Large Privacy Flap for 23" - 26" wide back supports	23" - 26" (58.4 - 66.0 cm)	\$70	



MultiFit™ HEAD SUPPORT – MULTI-ADJUSTABLE PADS

HCPCS CODE: E0955

	MODEL	Description	RETAIL	✓
	NIB-0784	10" x 5" Large Rectangular	\$205	
	NIB-0818	14" x 5" Extra-Large Rectangular	\$205	

MultiFit™ HEAD SUPPORT – FIXTURES

HCPCS CODE HARDWARE: E1033

	MODEL	Description	RETAIL	✓
	NIB-0747	Multi-Axis Hardware	\$150	
	NIB-0823	Head Support Receiver Bracket	\$60	

EXTRA COVERS

Extra Outer smartx3D Cover



Extra Outer Incontinent Cover



ITEM	WIDTH X DEPTH	RETAIL	QTY
Extra Outer smartx ^{3D} Cover – For a cover up to 18" x 18"	NXCCBF_____V	\$130	
Extra Outer smartx ^{3D} Cover – For a cover 18" x 20" and above	NXCCBF_____V	\$150	
Extra Outer Incontinent Cover – For a cover up to 18" x 18"	NXCCAF_____V	\$130	
Extra Outer Incontinent Cover – For a cover 18" x 20" and above	NXCCAF_____V	\$150	

ALL PRICES QUOTED IN CAD PRICES ARE SUBJECT TO CHANGE WITHOUT NOTICE.

For additional NXT models, sizes and hardware not shown, please refer to the complete NXT Seating Order Form at www.motioncomposites.com