



1- Purchasing information

P.O. number:* _____ Date: _____
 Company Name:* _____
 Purchasing contact:* _____
 Phone:* _____
 Email:* _____
 Contact preference:* Phone Email
 Marked for: _____

3- Shipping information

Ship to:* _____
 Name: _____
 Address: _____
 City: _____ Province: _____
 Postal Code: _____
 Phone: _____

2- Dealer/Representative information

Dealer/Representative:* _____
 Phone:* _____
 Email:* _____
 Contact preference:* Phone Email

MA080 English Manual (STD) MA081 Manuel Français Taxes not included

MODEL		Frame						
WC01	<input type="checkbox"/>	Ultralight MOVE wheelchair aluminum. (265 lb weight capacity)						\$1,425
WC09	<input type="checkbox"/>	Heavy duty kit (350 lb weight capacity)						\$850
SEAT WIDTH ³								
SW	<input type="checkbox"/>	14" <input type="checkbox"/>	15" <input type="checkbox"/>	16" <input type="checkbox"/>	17" <input type="checkbox"/>	18" ¹ <input type="checkbox"/>		NC
	<input type="checkbox"/>	19" ¹ <input type="checkbox"/>	20" ¹ <input type="checkbox"/>	21" ² <input type="checkbox"/>	22" ² <input type="checkbox"/>			\$320
SEAT DEPTH								
SD	<input type="checkbox"/>	16" <input type="checkbox"/>		18" <input type="checkbox"/>				NC
	<input type="checkbox"/>	20" <input type="checkbox"/>						\$280
FRAME LENGTH ⁵								
SP01	<input type="checkbox"/>	Standard frame length configuration						STD
SP02	<input type="checkbox"/>	Frame length 1" longer than standard configuration						NC
SP03	<input type="checkbox"/>	Frame length 2" longer than standard configuration						NC
SP04	<input type="checkbox"/>	Frame length 1" shorter than standard configuration						NC
SP05	<input type="checkbox"/>	Frame length 2" shorter than standard configuration						NC
TRANSIT TIE DOWN								
AC04	<input type="checkbox"/>	Transit Tie Down (Unoccupied)						NC
AC05-S	<input type="checkbox"/>	WC-19 Transit Tie Down w/Q'straint belt ⁴		Short belt 20"-41"				\$370
AC05-L	<input type="checkbox"/>	WC-19 Transit Tie Down w/Q'straint belt ⁴		Long belt 20"-46"				\$370
AC35	<input type="checkbox"/>	WC-19 Transit Tie Down without belt ⁴						\$345

1- Available with HD option; 2- Only available with HD option
 4- May interfere with swing away armrest and Clamp on height adjustable push handle; Not available with HD option
 5- See table on page 6

[3. Width calculator](#)



PACKAGES

VP01	<input type="checkbox"/>	Vision Package: Orange accent added to point of contact accessories including: footrest latches, "T" and flip back armrest button cap, 6" Push to lock extension and rubber inserts on Newton composite angle adjustable footplates ¹	\$95
------	--------------------------	--------------------------------------------------------------------------------------------------------------------------------------------------------------------------------------------------------------------------------------------------	------

1- Please select footplates, footrest, armrest, push to lock wheel lock and the extensions in the appropriate sections; To know the compatible parts, look for this logo *VP01; Recommended with black chair; See picture of the product on page 5.

Move FRONT Seat-to-floor Height - Please select your choice

Fork/Position		4" caster			5" caster			6" caster			7" caster			8" caster		
		Stem bolt length			Stem bolt length			Stem bolt length			Stem bolt length			Stem bolt length		
		STD	+1"	+2"	STD	+1"	+2"	STD	+1"	+2"	STD	+1"	+2"	STD	+1"	+2"
4"	P1	12 1/2"	13 1/2"	14 1/2"												
	P2	13"	14"	15"		14 1/2"	15 1/2"									
5"	P1															
	P2	13"	14"	15"	13 1/2"	14 1/2"	15 1/2"									
	P3	13 1/2"	14 1/2"	15 1/2"	14"	15"	16"		15 1/2"	16 1/2"						
	P4	14"	15"	16"	14 1/2"	15 1/2"	16 1/2"	15"	16"	17"		16 1/2"	17 1/2"			
7"	P1							15 1/2"	16 1/2"	17 1/2"	16"	17"	18"			
	P2				15 1/2"	16 1/2"	17 1/2"	16"	17"	18"	16 1/2"	17 1/2"	18 1/2"			
	P3				16"	17"	18"	16 1/2"	17 1/2"	18 1/2"	17"	18"	19"	17 1/2"	18 1/2"	
	P4	16"	17"	18"	16 1/2"	17 1/2"	18 1/2"	17"	18"	19"	17 1/2"	18 1/2"	19 1/2"	18"	19"	
	P5	16 1/2"	17 1/2"	18 1/2"	17"	18"	19"	17 1/2"	18 1/2"	19 1/2"	18"	19"	20"	18 1/2"	19 1/2"	
Froglegs	P1	13 1/2"	14 1/2"	15 1/2"												
	P2	14"	15"	16"	14 1/2"	15 1/2"	16 1/2"									
	P3	14 1/2"	15 1/2"	16 1/2"	15"	16"	17"	15 1/2"	16 1/2"	17 1/2"						

Height available +/- 1/4" (see stem bolt and fork combination at the end of the order form); Orange boxes are not available with a seat slope of more than 1.5in.

FRONT CASTERS

CASTERS				Available	
CA01-04 to CA01-08	<input type="checkbox"/>	Composite wheel w/ PU tire (1")		4", 5", 6", 7", 8"	NC
CA10 to CA11	<input type="checkbox"/>	Pneumatic casters (1 1/4")		6", 8"	\$170
CA14 to CA16	<input type="checkbox"/>	Newton UltraCaster Composite (1 1/2")		4", 5", 6"	\$120
CA17 to CA19	<input type="checkbox"/>	Newton UltraCaster Aluminum (1 1/2")		4", 5", 6"	\$198

Move REAR Seat-to-floor Height - Please circle your choice

20" (451)	22" (501)	24" (540)	25" (559)	26" (590)
12"	13"	14"	14 1/2"	15"
13"	14"	15"	15 1/2"	16"
14"	15"	16"	16 1/2"	17"
15"	16"	17"	17 1/2"	18"
16"	17"	18"	18 1/2"	19"
17"	18"	19"	19 1/2"	20"

Note: Tire size, center of gravity setting and seat slope may result in a variation of +/- 1/2" of selected seat to floor height"

REAR WHEELS

ONE ARM DRIVE ¹ Only available with Newton One rear wheels, permanent axles, 0° camber				Available	
HR22	<input type="checkbox"/>	One arm drive - aluminum inner handrim ²	Left <input type="checkbox"/> Right <input type="checkbox"/>		\$1,480
HR60	<input type="checkbox"/>	One arm drive - plastic coated inner handrim ²	Left <input type="checkbox"/> Right <input type="checkbox"/>		\$1,595
HR98	<input type="checkbox"/>	Omit handrim on opposite side of the One Arm Drive (OAD)			NC
REAR WHEELS				Available	
RW01	<input type="checkbox"/>	Mag ³		20", 22" 24"	NC
RW02	<input type="checkbox"/>	Newton One - spoke wheel ⁴		20", 22" 24"	NC
RW03	<input type="checkbox"/>	Newton Gravity - ultralight wheel		20", 22", 24", 25", 26"	\$390
TIRES				Available	
AIRLESS					
TI01	<input type="checkbox"/>	Soft Urethane 1 3/8" - Low Tread, black		20", 22" 24"	STD
TI02	<input type="checkbox"/>	Soft Urethane 1 3/8" - Medium Tread, black ⁵		22", 24", 25", 26"	\$140
TI04	<input type="checkbox"/>	Soft Urethane 1" - No tread, black - Shox		22", 24", 25", 26"	\$175
TI08	<input type="checkbox"/>	Pneumatic Airless insert 1 3/8" - Medium Tread		22", 24", 26"	\$235
PNEUMATIC					
TI05	<input type="checkbox"/>	Pneumatic 1 3/8" - Medium Tread		20", 22", 24", 25", 26"	\$150
TI06	<input type="checkbox"/>	Pneumatic HP 1" - Low Tread, Puncture resistant, black - SpeedLite		20", 22", 24", 25", 26"	\$170
TI07	<input type="checkbox"/>	Pneumatic HP 1" - Medium Tread, Puncture resistant, black - TrailBlazer		24", 25", 26"	\$250
TI03	<input type="checkbox"/>	Pneumatic 2" - Large Tread, black		22", 24", 25"	\$140

1- Offered with handrims on each side of the wheelchair; select the outer handrim in the handrims section; Only available with 24" wheel size; Not available with 21" and 22" wide 2- Only standard handrim position available;

3- Not compatible with HP tires ; Only available with aluminum or plastic coated handrim in standard position; 4- Not compatible with Shox tires;

5- The 22" is only available with Mags and Newton One rear wheels; 25" and 26" are not available with Newton Gravity wheels

HANDRIMS

HANDRIM		Available	
HR01	<input type="checkbox"/>	Aluminum anodized	20", 22", 24", 25", 26" STD
HR61	<input type="checkbox"/>	Aluminum black hard anodized ²	20", 22", 24", 25" \$95
HR02	<input type="checkbox"/>	Plastic coated ¹	20", 22", 24", 25", 26" \$180
HR03	<input type="checkbox"/>	High friction coated ^{1,2,3}	22", 24", 25", 26" \$460
HR07-HR18 and HR65-HR71	<input type="checkbox"/>	Newton Air Grip ² See page 5 for the color selection and price	20", 22", 24", 25", 26"
HR28	<input type="checkbox"/>	Surge ^{1,2,3,4} (1 1/2" Oval handrim w/ Gripton high friction strip)	22", 24", 25", 26" \$485
HR05	<input type="checkbox"/>	Surge LT ^{1,2,3,4} (1 1/8" Oval handrim w/ Gripton high friction strip)	22", 24", 25", 26" \$515
HR04	<input type="checkbox"/>	Natural Fit ^{1,2,3,4}	22", 24", 25", 26" \$320
HR62	<input type="checkbox"/>	Simi H ^{1,2,3} (1 3/8" Oval handrim with high friction strip)	22", 24", 25", 26" \$485
HR63	<input type="checkbox"/>	Nova H ^{1,2,3} (1 1/4" Oval handrim with high friction strip)	22", 24", 25", 26" \$515
HR64	<input type="checkbox"/>	Optimum H ^{1,2,3} (1 1/8" heart-shaped handrim)	22", 24", 25", 26" \$320
HR99	<input type="checkbox"/>	Omit handrim	NC

1- Only standard and narrow handrim position. By default, the tab won't be cut with the narrow position; 2- Not available with Mag wheels; 3 - Not available with one arm drive; 4 - 25" and 26" are not available in narrow position; 24" is not available with the Spinegy Spox, LX and CLX in narrow position; CLX rear wheel are not available with thumb piece

HANDRIMS OPTION

ASSEMBLY POSITION			
HR29	<input type="checkbox"/>	Standard Handrim position Full tab	STD
HR030	<input type="checkbox"/>	Narrow Handrim position no cut Full tab	NC
HR30	<input type="checkbox"/>	Narrow Handrim position with cut ⁵ Short tab 2 positions	\$29
HR31	<input type="checkbox"/>	Super Narrow Handrim ⁵ Short tab 2 positions STD <input type="checkbox"/> Short tab 1 position <input type="checkbox"/>	\$29
THUMB PIECE SELECTION FOR NATURAL FIT, SURGE, SURGE LT HANDRIMS			
HR23	<input type="checkbox"/>	Standard grip	\$200
HR27	<input type="checkbox"/>	Super grip	\$230
HR099	<input type="checkbox"/>	Omit thumb piece	NC

5- Only available with Aluminum and Air Grip handrims;

AXLES (0° camber) ¹

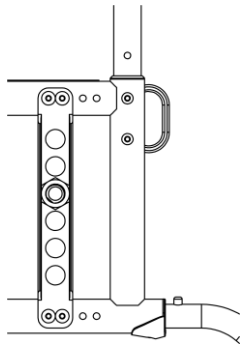
AX01	<input type="checkbox"/>	Quick release axle	STD
AX02	<input type="checkbox"/>	Permanent axle	NC
AX03	<input type="checkbox"/>	Quad release axle	\$180

AXLE PLATE

AX04	<input type="checkbox"/>	Amputee adjustable axle plate ²	\$280
------	--------------------------	--------------------------------------------	-------

1- Not required with one arm drive; 2 - May interfere with swing away armrest and limit seat to floor height; Not available with WC-19 transit tie down

CENTER OF GRAVITY



Choose position of rear wheel axle plate:

Measure distance from front of back post to center of axle receiver.

Default setting is at 3/4"

Most stable	Most responsive
AMPUTEES ¹	
<input type="checkbox"/>	<input type="checkbox"/>
3/4"	2"

1- Only available with amputee axle plate

WHEEL LOCKS

WL08	<input type="checkbox"/>	Newton Wheel lock - push to lock	STD
WL16	<input type="checkbox"/>	Aluminum push to lock with extensions	\$85
WL02	<input type="checkbox"/>	Pull to lock	NC
WL04	<input type="checkbox"/>	Newton grade aid push to lock (works best with pneumatic or high pressure tire)	\$200
WL13 WL14	<input type="checkbox"/>	6" removable extension handle ¹ *VP01	\$75
WL06	<input type="checkbox"/>	Attendant Lock (additional set of wheel lock mounted to the back)	\$240
WL15	<input type="checkbox"/>	Unilateral wheel lock - pull to lock ² Left <input type="checkbox"/> Right <input type="checkbox"/>	\$335
WL99	<input type="checkbox"/>	Omit wheel locks	NC

1- Only available with Newton push to lock (WL08), pull to lock (WL02) and Newton Grade aid (WL04); Only the extension for the Newton push to lock is available with the vision package (VP01)

2- For more information about incompatibilities and restriction, refer to the table at page 7 and the "How-to documents" page of our website:

https://www.motioncomposites.com/en_ca/support-and-education/how-to-documents

FOOTREST									
SWING-AWAY FOOTREST									
FR01-01	<input type="checkbox"/>	60° swing away footrest	13.5 - 17.5"					Set at*:	\$270
FR01-02	<input type="checkbox"/>	60° swing away footrest	15.5 - 19.5"					Set at*:	\$270
FR01-03	<input type="checkbox"/>	60° swing away footrest	17 - 21"					Set at*:	\$270
FR02-01	<input type="checkbox"/>	70° swing away footrest	13.5 - 17.5"					Set at*:	\$270
FR02-02	<input type="checkbox"/>	70° swing away footrest	15.5 - 19.5"					Set at*:	\$270
FR02-03	<input type="checkbox"/>	70° swing away footrest	17 - 21"					Set at*:	\$270
FOOTREST OPTIONS									
FR09	<input type="checkbox"/>	High mount <i>(footplate attached to the hanger with clamps)</i>	5" - 13.5"					Set at*:	\$105
FR10	<input type="checkbox"/>	Elevating legrest with calf pad, Length adjustable ¹	Left <input type="checkbox"/> Right <input type="checkbox"/>	14" - 22"				Set at:	\$395
FR99	<input type="checkbox"/>	Omit Footrest							NC
<i>1- The elevating legrest replace the footrest side selected; Not available with high mount</i>									
<i>* +/- 1/2"</i>									
FOOTPLATES									
FP01	<input type="checkbox"/>	Standard - Composite							STD
FP02	<input type="checkbox"/>	Newton adjustable angle - Composite ^{*VP01}							\$155
FP03	<input type="checkbox"/>	Newton adjustable angle - Aluminum							\$175
FP23	<input type="checkbox"/>	Newton adjustable angle extra deep - Aluminum							\$175
FOOTPLATE ACCESSORIES									
FP08	<input type="checkbox"/>	Length adjustable heel loop							\$26
FP09	<input type="checkbox"/>	Calf strap							\$62
FP30	<input type="checkbox"/>	Bodypoint Aeromesh Padded calf strap							\$145
SWING AWAY RESIDUAL LIMB SUPPORT									
FR27	<input type="checkbox"/>	Residual limb support - flat 6"x8"	Left <input type="checkbox"/> Right <input type="checkbox"/>						\$505
FR28	<input type="checkbox"/>	Residual limb support - flat 8"x10"	Left <input type="checkbox"/> Right <input type="checkbox"/>						\$505
FR29	<input type="checkbox"/>	Residual limb support - flat 10"x10"	Left <input type="checkbox"/> Right <input type="checkbox"/>						\$505
FR30	<input type="checkbox"/>	Residual limb support - flat 10"x14"	Left <input type="checkbox"/> Right <input type="checkbox"/>						\$505
FR32	<input type="checkbox"/>	Residual limb support - contour 6"x8"	Left <input type="checkbox"/> Right <input type="checkbox"/>						\$505
FR33	<input type="checkbox"/>	Residual limb support - contour 8"x10"	Left <input type="checkbox"/> Right <input type="checkbox"/>						\$505
SEATING AND BACKREST									
BACK UPHOLSTERY									
BH05	<input type="checkbox"/>	Slip-on Nylon back upholstery							NC
BH06	<input type="checkbox"/>	Adjustable tension Nylon back upholstery							\$265
BH99	<input type="checkbox"/>	Omit back upholstery							STD
	<input type="checkbox"/>	NXT back Support						See price list	
SEAT CUSHIONS									
SC01	<input type="checkbox"/>	2" Cushion							\$185
SC02	<input type="checkbox"/>	3" Cushion							\$205
SC99	<input type="checkbox"/>	Omit seat cushion							NC
	<input type="checkbox"/>	NXT cushion						See price list	
FIXED ANGLE BACK CANES WITH INTEGRATED PUSH HANDLE									
BC01-16	<input type="checkbox"/>	8° bend aluminum back cane	16"						NC
BC01-18	<input type="checkbox"/>	8° bend aluminum back cane	18"						NC
BC01-20	<input type="checkbox"/>	8° bend aluminum back cane	20"						NC
BC59	<input type="checkbox"/>	8° bend aluminum back cane	21" - 24"	increment of 1"				Set at ² :	\$100
ADJUSTABLE ANGLE BACK WITH INTEGRATED PUSH HANDLE									
BC02-16	<input type="checkbox"/>	8° bend aluminum back cane	16"						\$330
BC02-20	<input type="checkbox"/>	8° bend aluminum back cane	20"						\$330
Select back cane angle: 90° <input type="checkbox"/> 95° STD <input type="checkbox"/> 100° <input type="checkbox"/> 105° <input type="checkbox"/> 110° <input type="checkbox"/>									
STROLLER HANDLE AND STABILIZER BAR ¹									
PH04	<input type="checkbox"/>	Stroller handle <i>(not available with the HD option)</i>							\$220
PH03	<input type="checkbox"/>	Newton folding stabilizer bar <i>(not available with stroller handle)</i>							\$275
<i>1- Stroller handle and stabilizer bar can't be combined 2- If not indicated, will be at the lowest position</i>									
ARMRESTS									
HEIGHT ADJUSTABLE FLIP BACK ARMREST <i>(Convertible to "T" armrest)</i>^{2,4} *VP01									
AR01-812	<input type="checkbox"/>	10" Desk length armpad	8" - 12"	Locked <input type="checkbox"/> Unlocked <input type="checkbox"/>					STD \$405
AR01-1014	<input type="checkbox"/>	10" Desk length armpad	10" - 14"	Locked <input type="checkbox"/> Unlocked <input type="checkbox"/>					STD \$405
AR02-812	<input type="checkbox"/>	14" Full length armpad	8" - 12"	Locked <input type="checkbox"/> Unlocked <input type="checkbox"/>					STD \$405
AR02-1014	<input type="checkbox"/>	14" Full length armpad	10" - 14"	Locked <input type="checkbox"/> Unlocked <input type="checkbox"/>					STD \$405
HEIGHT ADJUSTABLE "T" ARMREST ³ *VP01									
AR13-610	<input type="checkbox"/>	10" Desk length armpad ⁴	6" - 10"						\$385
AR03-812	<input type="checkbox"/>	10" Desk length armpad	8" - 12"						\$385
AR03-1014	<input type="checkbox"/>	10" Desk length armpad	10" - 14"						\$385
AR14-610	<input type="checkbox"/>	14" Full length armpad ⁴	6" - 10"						\$385
AR04-812	<input type="checkbox"/>	14" Full length armpad	8" - 12"						\$385
AR04-1014	<input type="checkbox"/>	14" Full length armpad	10" - 14"						\$385
ARMREST OPTIONS									
AR12	<input type="checkbox"/>	14" Full Length armpad - Gel Ovation (pair) ³							\$160
AR99	<input type="checkbox"/>	Omit armrest							NC

1- May have 1/2" adjust. restriction on both limits of the range; 2- Not available with attendant lock; 3- Only available with full length armrest; Not available with swing away and desk length armrests

4- May have restriction with seat-to-floor height and rear wheel

ACCESSORIES

POSITIONING BELTS			
SB01-S	<input type="checkbox"/>	Velcro adjustable - Small 35" ¹	\$50
SB01-L	<input type="checkbox"/>	Velcro adjustable - Long 60"	\$50
SB02-S	<input type="checkbox"/>	Auto buckle - Small 35" ¹	\$80
SB02-M	<input type="checkbox"/>	Auto buckle - Medium 48"	\$80
SB02-L	<input type="checkbox"/>	Auto buckle - Long 60"	\$80
SB04-M	<input type="checkbox"/>	BodyPoint Hip Belt - 2 point not padded - Medium 56"	\$105
SB04-L	<input type="checkbox"/>	BodyPoint Hip Belt - 2 point not padded - Long 61"	\$105
SB05-S	<input type="checkbox"/>	BodyPoint Hip Belt - 2 point padded - Small 51"	\$195
SB05-M	<input type="checkbox"/>	BodyPoint Hip Belt - 2 point padded - Medium 56"	\$195
SB05-L	<input type="checkbox"/>	BodyPoint Hip Belt - 2 point padded - Long 61"	\$195
SB06-S	<input type="checkbox"/>	BodyPoint Hip Belt - 4 point padded - Small 51"	\$220
SB06-M	<input type="checkbox"/>	BodyPoint Hip Belt - 4 point padded - Medium 56"	\$220
SB06-L	<input type="checkbox"/>	BodyPoint Hip Belt - 4 point padded - Long 61"	\$220
SB03	<input type="checkbox"/>	Hardware attachment for 2 extra points (1 pair)	\$15
SB08-M	<input type="checkbox"/>	BodyPoint EVOFLEX® Positioning Belt Rehab latch and Band Clamps - Medium 18"	\$365
SB08-L	<input type="checkbox"/>	BodyPoint EVOFLEX® Positioning Belt Rehab latch and Band Clamps - Long 24"	\$365
SB99	<input type="checkbox"/>	Omit positioning belt	STD

1- Not recommended for seat width of 18" and more

HEADREST ¹			
AC01-S	<input type="checkbox"/>	Profiled Headrest - Small (3.5"X6")	\$215
AC01-M	<input type="checkbox"/>	Profiled Headrest - Medium (4.5"X7")	\$215
AC01-L	<input type="checkbox"/>	Profiled Headrest - Large (5.5"X8")	\$215
AC28	<input type="checkbox"/>	Headrest mounting hardware with removable non folding stabilizer bar ¹	\$365

1- Not available with a stroller handle or a folding stabilizer bar

ACCESSORIES			
AC03	<input type="checkbox"/>	Anti-tippers	\$125
AC29	<input type="checkbox"/>	Swing-away anti-tipper ¹ Left <input type="checkbox"/> Right <input type="checkbox"/>	\$190
AC27	<input type="checkbox"/>	Tip assist ²	\$70
AC06	<input type="checkbox"/>	Cane and crutch holder Left <input type="checkbox"/> Right <input type="checkbox"/>	\$115
AC07	<input type="checkbox"/>	Oxygen tank holder ⁴ - D and E Type - Installed to the left	\$398
AC08	<input type="checkbox"/>	Spoke guards ³ Available: 20", 22", 24", 25", 26"	\$165
AC09	<input type="checkbox"/>	Footrest neoprene impact guard (pair) - Black	\$90
AC10	<input type="checkbox"/>	Seat pouch	\$105
AC30	<input type="checkbox"/>	Newton multi-purpose pouch	\$80
AC26	<input type="checkbox"/>	BodyPoint Mobility Bag	\$150
AC23	<input type="checkbox"/>	Newton Backpack	\$135
AC12	<input type="checkbox"/>	Velcro Closing Strap	\$60
AC13	<input type="checkbox"/>	Tool kit	\$60

1- Must select the pair (left and right) with HD option; Only available with rear seat to floor height between 13 1/2" and 19 3/4"; Not available with amputee axle plate;

2- Cannot be combined with Anti Tippers; 3- Not available with Mag wheels and Spinerly; the 24" spoke guard will be installed on the 25" wheel

4- Not compatible with swing away armrest, amputee axle plate and WC-19 transit tie-down

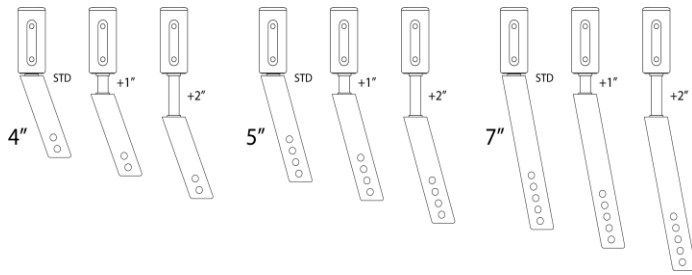
Colors

Options ¹	Black	Sunkissed Orange	Burgundy	Sapphire Blue	Monster Green	Charcoal	Fuchsia	Steel Blue	Ferrari Red	Acid Green	Electric Purple	Caribbean Blue	White	Pink Pearl	Plum Purple	Sky Blue	Black Cherry	Khaki Green (matte)	Desert Sand (matte)	
AirGrip	<input type="checkbox"/> \$160	<input type="checkbox"/>	<input type="checkbox"/>	<input type="checkbox"/>	<input type="checkbox"/>	<input type="checkbox"/>	<input type="checkbox"/>	<input type="checkbox"/>	<input type="checkbox"/>	<input type="checkbox"/>	<input type="checkbox"/>	<input type="checkbox"/>	<input type="checkbox"/>	<input type="checkbox"/>	<input type="checkbox"/>	<input type="checkbox"/>	<input type="checkbox"/>	<input type="checkbox"/>	<input type="checkbox"/>	\$350
Frame ²	<input type="checkbox"/> STD	<input type="checkbox"/>	<input type="checkbox"/>	<input type="checkbox"/>	<input type="checkbox"/>	<input type="checkbox"/>	<input type="checkbox"/>	<input type="checkbox"/>	<input type="checkbox"/>	<input type="checkbox"/>	<input type="checkbox"/>	<input type="checkbox"/>	<input type="checkbox"/>	<input type="checkbox"/>	<input type="checkbox"/>	<input type="checkbox"/>	<input type="checkbox"/>	<input type="checkbox"/>	<input type="checkbox"/>	\$50
FC99	<input type="checkbox"/>	Custom Color Specify PPG Paintit color: <i>additional 10 days lead-time</i>															\$422			

1- Color representation may vary from one monitor to another. Therefore, the actual paint color on your wheelchair might differ slightly from what you see on your screen.; Finish between Airgrip and frame might be different;

2- with black crossbrace

Fork and Stem bolt combinations



Frame length chart

Frame length	Seat depth		
	16"	18"	20"
STD			
+1			N/A
+2			N/A
-1			
-2			

Unilateral wheel lock restrictions

Seat depth: shall be 16 in and greater		
Rear wheel: shall be 24 in and less		
"T" or flip-back armrest only compatible with 0° Camber		
One arm drive: Not compatible with "T" or flip-back armrest		
"T" or flip-back armrest may require to move the rear wheels outwards		
Not compatible with wheel lock lever extension		
Rear wheel diameter	Seat depth (in)	COG Compatibility Range (in)
20 in	16+	2
22 in	16	0.75 to 2
	17+	0.75 to 2
24 in	16	0.75
	17	0.75 to 2
	18+	0.75 to 2



CUSTOMIZATION STARTS HERE!

With EVO Custom, whether it's a subtle tweak for comfort or mobility, or a fully reimagined component tailored to your unique needs, we're here to support you.



Explore the EVO Custom Catalog.

You can include your request or reference an existing customization from our catalog in the notes section below.




Have a customization in mind or a specific request? The EVO Custom Request Form is the best place to start.

Notes :





FOLDING ON CHAIR – CDN ORDER FORM

 <p>Use wheelchair configuration Or use this size: NXCABF _____ (W" x D")</p>	WIDTH											
		12"	13"	14"	15"	16"	17"	18"	19"	20"	21"	22"
	12"	\$750	\$750	\$750		N/A	N/A	N/A	N/A	N/A	N/A	N/A
	13"						N/A	N/A	N/A	N/A	N/A	N/A
	14"	\$750	\$750	\$750								
	15"		\$750	\$750	\$750	\$750						
	16"		\$750	\$750	\$750	\$750	\$750	\$750	\$786	\$786	\$786	\$786
	17"	N/A			\$750	\$750	\$750	\$750	\$786	\$786		
	18"	N/A			\$750	\$750	\$750	\$750	\$786	\$786	\$786	\$786
	19"	N/A			\$750	\$750	\$750	\$750	\$786	\$786		
	20"	N/A			\$750	\$750	\$750	\$786	\$786	\$786	\$786	\$786
Option: Change cover for incontinent/infection control outer cover											N/C	


Green boxes are stocked sizes; the red boxes require customization*; the N/A boxes are not available sizes.
*Customization (red boxes) is available with an upcharge of \$160.00 and has a 2 to 4 weeks additional lead time.

SEATING AND CUSHION ACCESSORIES

	MODEL #	Description	Fits Back Width	Retail	QTY
	RSSI 1600	Solid Seat Insert	Fits cushions 16" & 17" wide (40.6-43.2 cm) and 14"-18" deep (35.6-45.7 cm)	\$96	
	RSSI 1800	Solid Seat Insert	Fits cushions 18" & 19" wide (45.7-48.3 cm) and 14"-18" deep (35.6-45.7 cm)	\$96	
	RSSI 2000	Solid Seat Insert	Fits cushions 20"-22" wide (50.8-55.9 cm) and 18"-20" deep (45.7-50.8 cm)	\$96	


THORACIC SHAPE			Optima™						THORACIC BACK SUPPORT							
	WIDTH	HEIGHT	MODEL # ALUMINUM	RETAIL	✓	Repl. cover & foam	Retail	✓	WIDTH	HEIGHT	MODEL # ALUMINUM	RETAIL	✓	Repl. cover & foam	Retail	✓
	14"	13"	NOACB1413	\$870		NIB-2193V	\$156		14"	13"	NOACB1413	\$870		NIB-2193V	\$156	
	14"	16"	NOACB1416	\$870		NIB-2194V	\$156		14"	16"	NOACB1416	\$870		NIB-2194V	\$156	
	15"	13"	NOACB1513	\$870		NIB-2197V	\$156		15"	13"	NOACB1513	\$870		NIB-2197V	\$156	
	15"	16"	NOACB1516	\$870		NIB-2198V	\$156		15"	16"	NOACB1516	\$870		NIB-2198V	\$156	
	16"	13"	NOACB1613	\$870		NIB-2201V	\$156		16"	13"	NOACB1613	\$870		NIB-2201V	\$156	
	16"	16"	NOACB1616	\$870		NIB-2202V	\$156		16"	16"	NOACB1616	\$870		NIB-2202V	\$156	
	16"	19"	NOACB1619	\$870		NIB-2203V	\$156		16"	19"	NOACB1619	\$870		NIB-2203V	\$156	
	17"	13"	NOACB1713	\$870		NIB-2206V	\$156		17"	13"	NOACB1713	\$870		NIB-2206V	\$156	
	17"	16"	NOACB1716	\$870		NIB-2207V	\$156		17"	16"	NOACB1716	\$870		NIB-2207V	\$156	
	18"	13"	NOACB1813	\$870		NIB-2208V	\$156		18"	13"	NOACB1813	\$870		NIB-2208V	\$156	
	18"	16"	NOACB1816	\$870		NIB-2211V	\$156		18"	16"	NOACB1816	\$870		NIB-2211V	\$156	
	18"	19"	NOACB1819	\$870		NIB-2212V	\$156		18"	19"	NOACB1819	\$870		NIB-2212V	\$156	
	19"	16"	NOACB1916	\$870		NIB-2213V	\$156		19"	16"	NOACB1916	\$870		NIB-2213V	\$156	
	19"	19"	NOACB1919	\$870		NIB-2215V	\$156		19"	19"	NOACB1919	\$870		NIB-2215V	\$156	
	20"	13"	NOACB2013	\$870		NIB-2218V	\$156		20"	13"	NOACB2013	\$870		NIB-2218V	\$156	
	20"	16"	NOACB2016	\$870		NIB-2219V	\$156		20"	16"	NOACB2016	\$870		NIB-2219V	\$156	
	20"	19"	NOACB2019	\$870		NIB-2220V	\$156		20"	19"	NOACB2019	\$870		NIB-2220V	\$156	
	21"	16"	NOACB2116	\$906		NIB-2221V	\$156		21"	16"	NOACB2116	\$906		NIB-2221V	\$156	
	21"	19"	NOACB2119	\$906		NIB-2222V	\$156		21"	19"	NOACB2119	\$906		NIB-2222V	\$156	
	22"	13"	NOACB2213	\$906		NIB-2223V	\$156		22"	13"	NOACB2213	\$906		NIB-2223V	\$156	
	22"	16"	NOACB2216	\$906		NIB-2224V	\$156		22"	16"	NOACB2216	\$906		NIB-2224V	\$156	
	22"	19"	NOACB2219	\$906		NIB-2225V	\$156		22"	19"	NOACB2219	\$906		NIB-2225V	\$156	


PLEASE NOTE: Each back will fit widths up to 2" wider.


		Optima Carbon™						THORACIC BACK SUPPORT						CARBON FIBER SHELL (WEIGHT SAVINGS – 1lb)					
WIDTH	HEIGHT	MODEL # CARBON	RETAIL	✓	Repl. cover & foam	Retail	✓	WIDTH	HEIGHT	MODEL # CARBON	RETAIL	✓	Repl. cover & foam	Retail	✓				
14"	13"	NOCFACB1413	\$1,380		NIB-2193V	\$156		14"	13"	NOCFACB1413	\$1,380		NIB-2193V	\$156					
14"	16"	NOCFACB1416	\$1,380		NIB-2194V	\$156		14"	16"	NOCFACB1416	\$1,380		NIB-2194V	\$156					
15"	13"	NOCFACB1513	\$1,380		NIB-2197V	\$156		15"	13"	NOCFACB1513	\$1,380		NIB-2197V	\$156					
15"	16"	NOCFACB1516	\$1,380		NIB-2198V	\$156		15"	16"	NOCFACB1516	\$1,380		NIB-2198V	\$156					
16"	13"	NOCFACB1613	\$1,380		NIB-2201V	\$156		16"	13"	NOCFACB1613	\$1,380		NIB-2201V	\$156					
16"	16"	NOCFACB1616	\$1,380		NIB-2202V	\$156		16"	16"	NOCFACB1616	\$1,380		NIB-2202V	\$156					
17"	13"	NOCFACB1713	\$1,380		NIB-2206V	\$156		17"	13"	NOCFACB1713	\$1,380		NIB-2206V	\$156					
17"	16"	NOCFACB1716	\$1,380		NIB-2207V	\$156		17"	16"	NOCFACB1716	\$1,380		NIB-2207V	\$156					
18"	13"	NOCFACB1813	\$1,380		NIB-2211V	\$156		18"	13"	NOCFACB1813	\$1,380		NIB-2211V	\$156					
18"	16"	NOCFACB1816	\$1,380		NIB-2212V	\$156		18"	16"	NOCFACB1816	\$1,380		NIB-2212V	\$156					
20"	13"	NOCFACB2013	\$1,380		NIB-2218V	\$156		20"	13"	NOCFACB2013	\$1,380		NIB-2218V	\$156					
20"	16"	NOCFACB2016	\$1,380		NIB-2219V	\$156		20"	16"	NOCFACB2016	\$1,380		NIB-2219V	\$156					


ALL PRICES QUOTED IN CAD PRICES ARE SUBJECT TO CHANGE WITHOUT NOTICE.

For additional NXT models, sizes and hardware not shown, please refer to the complete NXT Seating Order Form at www.motioncomposites.com

THORACIC SHAPE			Optima™ DEEP THORACIC BACK SUPPORT					
	WIDTH	HEIGHT	MODEL # ALUMINUM	RETAIL	✓	Repl. cover & foam	Retail	✓
	14"	13"	NOPCB1413	\$990		NIB-2246V	\$156	
	14"	16"	NOPCB1416	\$990		NIB-2247V	\$156	
	15"	13"	NOPCB1513	\$990		NIB-2250V	\$156	
	15"	16"	NOPCB1516	\$990		NIB-2251V	\$156	
	16"	13"	NOPCB1613	\$990		NIB-2254V	\$156	
	16"	16"	NOPCB1616	\$990		NIB-2255V	\$156	
	16"	19"	NOPCB1619	\$990		NIB-2256V	\$156	
	17"	13"	NOPCB1713	\$990		NIB-2259V	\$156	
17"	16"	NOPCB1716	\$990		NIB-2260V	\$156		
18"	13"	NOPCB1813	\$990		NIB-2264V	\$156		
18"	16"	NOPCB1816	\$990		NIB-2265V	\$156		
18"	19"	NOPCB1819	\$990		NIB-2266V	\$156		
19"	16"	NOPCB1916	\$990		NIB-2267V	\$156		
19"	19"	NOPCB1919	\$990		NIB-2268V	\$156		
20"	13"	NOPCB2013	\$990		NIB-2271V	\$156		
20"	16"	NOPCB2016	\$990		NIB-2272V	\$156		
20"	19"	NOPCB2019	\$990		NIB-2273V	\$156		
21"	16"	NOPCB2116	\$1,032		NIB-2274V	\$156		
21"	19"	NOPCB2119	\$1,032		NIB-2275V	\$156		
22"	13"	NOPCB2213	\$1,032		NIB-2276V	\$156		
22"	16"	NOPCB2216	\$1,032		NIB-2277V	\$156		
22"	19"	NOPCB2219	\$1,032		NIB-2278V	\$156		

		Optima Carbon™ DEEP THORACIC BACK SUPPORT CARBON FIBER SHELL (WEIGHT SAVINGS – 1lb)					
WIDTH	HEIGHT	MODEL # CARBON	RETAIL	✓	Repl. cover &	Retail	✓
14"	13"	NOCFPCB1413	\$1,500		NIB-2246V	\$156	
14"	16"	NOCFPCB1416	\$1,500		NIB-2247V	\$156	
15"	13"	NOCFPCB1513	\$1,500		NIB-2250V	\$156	
15"	16"	NOCFPCB1516	\$1,500		NIB-2251V	\$156	
16"	13"	NOCFPCB1613	\$1,500		NIB-2254V	\$156	
16"	16"	NOCFPCB1616	\$1,500		NIB-2255V	\$156	
17"	13"	NOCFPCB1713	\$1,500		NIB-2259V	\$156	
17"	16"	NOCFPCB1716	\$1,500		NIB-2260V	\$156	
18"	13"	NOCFPCB1813	\$1,500		NIB-2264V	\$156	
18"	16"	NOCFPCB1816	\$1,500		NIB-2265V	\$156	
20"	13"	NOCFPCB2013	\$1,500		NIB-2271V	\$156	
20"	16"	NOCFPCB2016	\$1,500		NIB-2272V	\$156	

THORACIC SHAPE			Xtend™ LOW HEIGHT ADJUSTABLE THORACIC BACK SUPPORT					
	xtend™	WIDTH	HEIGHT	RETAIL	✓	Repl. cover & foam	Retail	✓
	NHAACB(L)1213/17	12"	13-17"	\$870		NIB-2148V	\$156	
	NHAACB(L)1413/17	14"	13-17"	\$870		NIB-2149V	\$156	
	NHAACB(L)1613/17	16"	13-17"	\$870		NIB-2150V	\$156	
	NHAACB(L)1813/17	18"	13-17"	\$870		NIB-2151V	\$156	
	NHAACB (L)2013/17	20"	13-17"	\$870		NIB-2152V	\$156	
	NHAACB (L)2213/17	22"	13-17"	\$906		NIB-2153V	\$156	

		Xtend™ DEEP HEIGHT ADJUSTABLE THORACIC BACK SUPPORT					
xtend™ Deep	WIDTH	HEIGHT	RETAIL	✓	Repl. cover &	Retail	✓
NHAPCB1616/20	16"	16"-20"	\$870		NIB-2143V	\$156	
NHAPCB1816/20	18"	16"-20"	\$870		NIB-2144V	\$156	
NHAPCB2016/20	20"	16"-20"	\$870		NIB-2145V	\$156	
NHAPCB2216/20	22"	16"-20"	\$906		NIB-2146V	\$156	

PELVIC SHAPE			Classic™ PELVIC BACK SUPPORT					
	Classic™	WIDTH	HEIGHT	RETAIL	✓	Repl. cover & foam	Retail	✓
	NACB1616	16"	16"	\$870		NIB-2163V	\$156	
	NACB1618	16"	18"	\$870		NIB-2164V	\$156	
	NACB1816	18"	16"	\$870		NIB-2166V	\$156	
	NACB1818	18"	18"	\$870		NIB-2167V	\$156	
	NACB1820	18"	20"	\$870		NIB-2168V	\$156	
	NACB2020	20"	20"	\$870		NIB-2171V	\$156	
	NACB2216	22"	16"	\$906		NIB-2172V	\$156	
	NACB2218	22"	18"	\$906		NIB-2173V	\$156	
NACB2220	22"	20"	\$906		NIB-2174V	\$156		


		Classic™ DEEP PELVIC BACK SUPPORT					
Classic™ Deep	WIDTH	HEIGHT	RETAIL	✓	Repl. cover & foam	Retail	✓
NPCB1616	16"	16"	\$996		NIB-2175V	\$156	
NPCB1618	16"	18"	\$996		NIB-2176V	\$156	
NPCB1818	18"	18"	\$996		NIB-2179V	\$156	
NPCB1820	18"	20"	\$996		NIB-2180V	\$156	
NPCB2020	18"	20"	\$996		NIB-2183V	\$156	
NPCB2216	20"	16"	\$1,032		NIB-2184V	\$156	
NPCB2218	22"	18"	\$1,032		NIB-2185V	\$156	
NPCB2220	22"	20"	\$1,032		NIB-2186V	\$156	

PLEASE NOTE: Each back will fit widths up to 2" wider.



ALL PRICES QUOTED IN CAD PRICES ARE SUBJECT TO CHANGE WITHOUT NOTICE.

For additional NXT models, sizes and hardware not shown, please refer to the complete NXT Seating Order Form at www.motioncomposites.com



BACK SUPPORT ACCESSORIES

	MODEL #	DESCRIPTION	FITS BACK WIDTH	RETAIL	QTY
	Custom - Cover	Optional Infection Control Wipe Down Back Support Cover	Specify back model # when ordering	\$246	
	NIB-1938	Extra Small Privacy Flap for 11" - 13" wide back supports	11" - 13" (27.9 - 33.0)	\$84	
	NIB-1078	Small Privacy Flap for 14"-16" wide back supports	14" - 16" (35.6-40.6 cm)	\$84	
	NIB-1079	Medium Flap for 17"-19" wide back supports	17" - 19" (43.2-48.3 cm)	\$84	
	NIB-1080	Large Privacy Flap for 20"-22" wide back supports	20" - 22" (50.8-55.9 cm)	\$84	
	NIB-1081	Extra Large Privacy Flap for 23" - 26" wide back supports	23" - 26" (58.4 - 66.0 cm)	\$84	

MultiFit™ HEAD SUPPORT – MULTI-ADJUSTABLE PADS


	MODEL	Description	RETAIL	✓
	NIB-0784	10" x 5" Large Rectangular	\$246	
	NIB-0818	14" x 5" Extra-Large Rectangular	\$246	

MultiFit™ HEAD SUPPORT – FIXTURES

	MODEL	Description	RETAIL	✓
	NIB-0747	Multi-Axis Hardware	\$180	
	NIB-0823	Head Support Receiver Bracket	\$72	

EXTRA COVERS

Extra Outer smartx3D Cover



Extra Outer Incontinent Cover



ITEM	WIDTH X DEPTH	RETAIL	QTY
Extra Outer smartx ^{3D} Cover – For a cover up to 18" x 18"	NXCCBF _____ v	\$156	
Extra Outer smartx ^{3D} Cover – For a cover 18" x 20" and above	NXCCBF _____ v	\$180	
Extra Outer Incontinent Cover – For a cover up to 18" x 18"	NXCCAF _____ v	\$156	
Extra Outer Incontinent Cover – For a cover 18" x 20" and above	NXCCAF _____ v	\$180	

ALL PRICES QUOTED IN CAD PRICES ARE SUBJECT TO CHANGE WITHOUT NOTICE.

For additional NXT models, sizes and hardware not shown, please refer to the complete NXT Seating Order Form at www.motioncomposites.com