



Shaped to support
your every move

Armadillo

Back Support

The NXT Armadillo Back Support is a multi-adjustable postural support back which features a three section modular shell with smartGEL™ Infused Visco Technology back cushion. The Armadillo is designed to adjust to fit the unique contour of the user's spine and to accommodate users with Kyphosis and other unique spinal positioning needs.



OVERVIEW

A Able to wrap around the curve of the spine for users with Kyphosis and other unique spinal positioning needs.

B Off-loading for spinous processes in the recessed middle channel.

C Expandable mounting hooks allow the back support to mount on wider wheelchairs (up to 2" wider).

D Adjustable bottom plate offers individualized pelvic support at the PSIS.

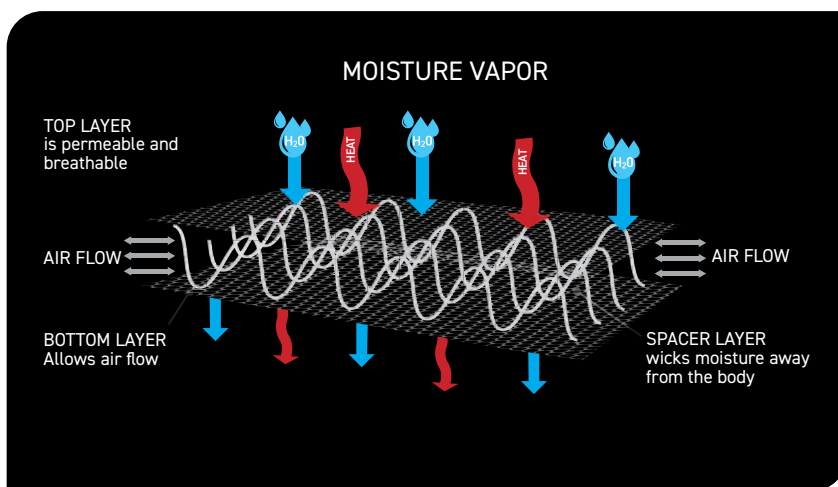


smartx3D

HAS REVOLUTIONIZED NXT WHEELCHAIR CUSHIONS AND BACK SUPPORTS

Our innovative smartx3D fabric offers unprecedented comfort and durability. This advanced fabric utilizes a three-layer technology that incorporates a unique air channel middle layer that draws heat and moisture away from the material. Soft, breathable, and with moisture-wicking properties, smartx3D offers the ultimate in comfort.

- Very soft and comfortable
- Antimicrobial
- Improves immersion/envelopment
- Reduces shear
- 20 times more air permeable than standard fabrics



FEATURES



ADJUSTABLE SHELL FOR KYPHOSIS APPLICATIONS

Maintains pelvic support, and maximizes back surface contact for even pressure distribution.



ADJUSTABLE FOR LORDOSIS OR BARIATRIC APPLICATIONS

Can adjust to accommodate the gluteal shelf area.



OPTIONAL LATERAL CONTOUR ADD-ON

Provides additional lateral support for better postural control.



smartGEL™ INFUSED VISCO TECHNOLOGY

SMARTGEL™ INFUSED VISCO TECHNOLOGY

Reduces surface temperature, drawing heat away from skin providing superior comfort and softness.

ARMADILLO



WHAT IS INCLUDED

- Lightweight aluminum three-section modular shell
- Dual density foam back cushion includes smartGEL™ Infused Visco Technology
- smartx3D antimicrobial polyester 4-way stretch cover (washable)
- Installation hardware – QuickFit Mounting System

ACCESSORIES & OPTIONS

- 2" lateral contour add-on
- Lateral supports
- Head supports
- Replacement cover and foam

Technical Specifications

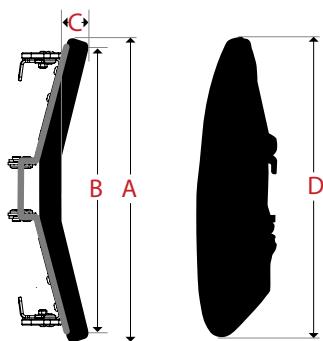
ARMADILLO Sizes

| Width | Height | Fits wheelchair widths |
|------------------|---|--|
| 14 in. (35.6 cm) | 16 in. (40.6 cm) | 14 in. to 16 in. (35.6 cm to 40.6 cm) |
| 16 in. (40.6 cm) | 16 in. (40.6 cm) | 16 in. to 18 in. (40.6 cm to 45.7 cm) |
| 18 in. (45.7 cm) | 18 in. and 20 in. (45.7 cm and 50.8 cm) | 18 in. to 20 in. (45.7 cm to 50.8 cm) |
| 20 in. (50.8 cm) | 18 in. and 20 in. (45.7 cm and 50.8 cm) | 20 in. to 22 in. (50.8 cm wto 55.9 cm) |
| 22 in. (55.9 cm) | 18 in. and 20 in. (45.7 cm and 50.8 cm) | 22 in. to 24 in. (55.9 cm to 61 cm) |
| 24 in. (61 cm) | 18 in. and 20 in. (45.7 cm and 50.8 cm) | 24 in. to 26 in. (61 cm to 66 cm) |

ARMADILLO Specifications

| | |
|---------------------|--|
| Back Shell Weight* | 3.9 lb. (1.77 kg) |
| Height | 16 in. to 20 in. (40.6 cm to 50.8 cm) |
| Width | 14 in. to 24 in. (35.6 cm to 61 cm) |
| Top Adjustability | 40° Anterior / 20° Posterior |
| Lower Adjustability | 30° Anterior / 30° Posterior |
| Max User Weighty | width 14"-20": 300 lb. (136 kg) width 22"-24": 400 lb. (181 kg) |

*Weight based on 16" shell



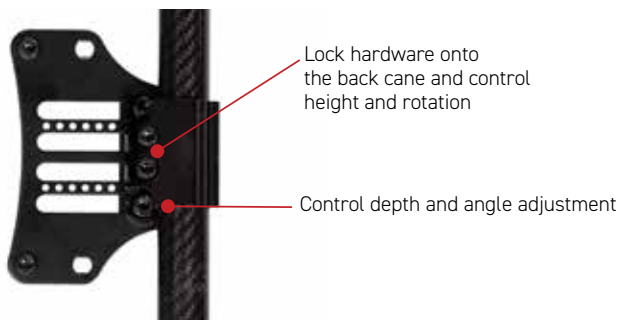
ARMADILLO Back Dimensions – Inches (centimeters)

| | 14 (35.6) | 16 (40.6) | 18 (45.7) | 18T (45.7) | 20 (50.8) | 20T (50.8) | 22 (55.8) | 22T (55.8) | 24 (61) | 24T (61) |
|---|-------------|-------------|-------------|-------------|-------------|-------------|--------------|--------------|-------------|-------------|
| A | 14 (35.6) | 16 (40.6) | 18 (45.7) | 18 (45.7) | 20 (50.8) | 20 (50.8) | 22 (55.8) | 22 (55.8) | 24 (61) | 24 (61) |
| B | 11.5 (29.2) | 13.5 (34.2) | 15.5 (39.4) | 15.5 (39.4) | 17.5 (44.5) | 17.5 (44.5) | 19.75 (50.1) | 19.75 (50.1) | 21.5 (54.6) | 21.5 (54.6) |
| C | 1.75 (4.44) | | | | | | | | | |
| D | 14 (35.6) | 16 (40.6) | 18 (45.7) | 20 (50.8) | 18 (45.7) | 20 (50.8) | 18 (45.7) | 20 (50.8) | 18 (45.7) | 20 (50.8) |

QuickFit™ Mounting System

Lets you quickly and easily adjust while your client is in the chair

- Reversible for increased depth range.
- 5 in. (12.7 cm) of depth adjustment, 2.5 in. (6.4 cm) in front or behind back canes.
- Easily expandable to allow the back support to fit on wider wheelchairs (up to 2 in. wider than the back).
- Install or remove clamps without taking them apart.
- Hardware is a discreet size and provides strength and rigidity to the back support.
- Adjustable for pelvic or trunk rotation.
- Fits metric & imperial tubing including, 0.75 in. to 1 in. (1.9 cm to 2.5 cm) back canes without shims.
- 25° fore/aft angle adjustment



Specs Sheet-NXT-Armadillo_EN_26-01-2026