



Shaped to support
your every move

Optima CARBON


Thoracic Back Support

The NXT Optima CARBON Back Support is designed for active users wishing to keep the total weight of their chair down without sacrificing material strength or performance.



OVERVIEW

- A** One-piece ultra-light carbon fiber shell. Manufactured from T700 high-modulus carbon fiber, the lightest and most rigid available.
- B** Higher lateral contours, providing better support in the thoracic region while maintaining optimal pelvic positioning.
- C** Optima CARBON is available in a Standard and Deep lateral contour depth. The Deep offers an adjustable depth of 5.5 in. to 7 in. (14 cm to 17.8 cm) for optimal mid-line support and positioning.

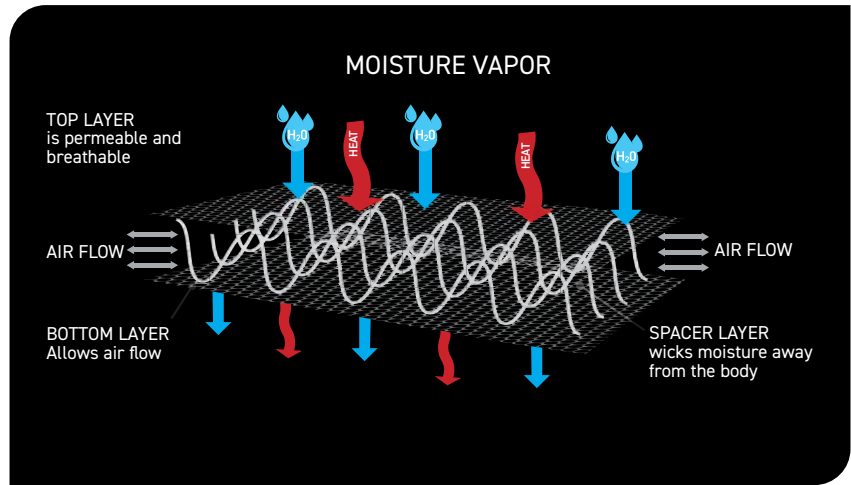


smartx3D

HAS REVOLUTIONIZED NXT WHEELCHAIR CUSHIONS AND BACK SUPPORTS

Our innovative smartx3D fabric offers unprecedented comfort and durability. This advanced fabric utilizes a three-layer technology that incorporates a unique air channel middle layer that draws heat and moisture away from the material. Soft, breathable, and with moisture-wicking properties, smartx3D offers the ultimate in comfort.

- Very soft and comfortable
- Antimicrobial
- Improves immersion/envelopment
- Reduces shear
- 20 times more air permeable than standard fabrics



FEATURES



THE ONE-HAND QUICK RELEASE

Allows the back support to be easily removed from the chair.



PELVIC POSITIONING CUT-OUT

Provides a space for the buttocks to protrude beyond the back for a better, more natural seated position.



smartGEL™ INFUSED VISCO TECHNOLOGY

Reduces surface temperature, drawing heat away from skin providing superior comfort and softness.

OPTIMA CARBON



OPTIMA CARBON DEEP



WHAT IS INCLUDED

- Dual density foam back cushion includes smartGEL™ Infused Visco Technology
- smartx3D Antimicrobial polyester 4-way stretch cover (washable)
- Installation hardware – QuickFit Mounting System
- One-hand quick release

ACCESSORIES & OPTIONS

- Lateral supports
- Head supports
- Replacement cover and foam

Technical Specifications

OPTIMA CARBON Specifications

Weight*	1.75 lb. (0.78 kg)
Height	9 in. to 16 in. (22.8 cm to 40.6 cm)
Width	14 in. to 22 in. (35.5 cm to 55.9 cm)
Contour depth	3 in. (7.6 cm)
Weight capacity	300 lb. (136.08 kg)

* Weight based on 16" x 16" shell

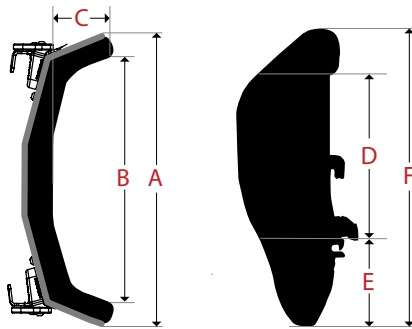
OPTIMA CARBON DEEP Specifications

Weight*	2.1 lb. (0.95 kg)
Height	9 in. to 16 in. (22.8 cm to 40.6 cm)
Width	15 in. to 22 in. (38.1 cm to 55.9 cm)
Contour depth	5.5 to 7 in. (14 cm to 18 cm)
Weight capacity	300 lb. (136.08 kg)

* Weight based on 16" x 16" shell

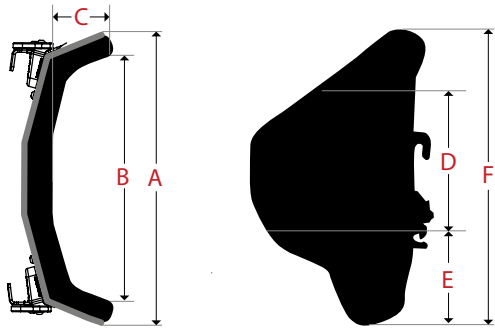
OPTIMA CARBON and OPTIMA CARBON DEEP Sizes

Width	Height	Fits wheelchair widths
14 in. (35.6 cm)	9 in., 13 in. and 16 in. (22.8 cm, 33 cm and 40.6 cm)	14 in. to 16 in. (35.6 cm to 40.6 cm)
15 in. (38.1 cm)		15 in. to 17 in. (38.1 cm to 43.2 cm)
16 in. (40.6 cm)		16 in. to 18 in. (40.6 cm to 45.7 cm)
17 in. (43.2 cm)		17 in. to 19 in. (43.2 cm to 48.3 cm)
18 in. (45.7 cm)		18 in. to 20 in. (45.7 cm to 50.8 cm)
20 in. (50.8 cm)		20 in. to 22 in. (50.8 cm to 55.9 cm)



Optima CARBON Back Dimensions – Inches (centimeters)

	14 x 9 (35.5 x 22.9)	14 x 13 (35.5 x 33)	14 x 16 (35.5 x 40.6)	15 x 9 (38.1 x 22.9)	15 x 13 (38.1 x 33)	15 x 16 (38.1 x 40.6)	16 x 9 (40.6 x 22.9)	16 x 13 (40.6 x 33)	16 x 16 (40.6 x 40.6)
A	11.5 (29.2)			12.5 (31.7)			13.5 (34.2)		
B	9.75 (24.7)			10.75 (27.3)			11.75 (29.8)		
C	3 (7.6)								
D	6 (15.2)								
E	2 (5)	3 (7.6)	4 (10.1)	2 (5)	3 (7.6)	4 (10.1)	2 (5)	3 (7.6)	4 (10.1)
F	9 (22.8)	13 (33)	16 (40.6)	9 (22.8)	13 (33)	16 (40.6)	9 (22.8)	13 (33)	16 (40.6)
	17 x 9 (43.1 x 22.9)	17 x 13 (43.1 x 33)	17 x 16 (43.1 x 40.6)	18 x 9 (45.7 x 22.9)	18 x 13 (45.7 x 33)	18 x 16 (45.7 x 40.6)	20 x 9 (60.8 x 22.8)	20 x 13 (50.8 x 33)	20 x 16 (50.8 x 40.6)
A	14.5 (36.8)			15.5 (39.3)			17.5 (44.4)		
B	12.75 (32.3)			13.75 (34.9)			15.75 (40)		
C	3 (7.6)								
D	6 (15.2)								
E	2 (5)	3 (7.6)	4 (10.1)	2 (5)	3 (7.6)	4 (10.1)	2 (5)	3 (7.6)	4 (10.1)
F	9 (22.8)	13 (33)	16 (40.6)	9 (22.8)	13 (33)	16 (40.6)	9 (22.8)	13 (33)	16 (40.6)



Optima CARBON DEEP Back Dimensions – Inches (centimeters)

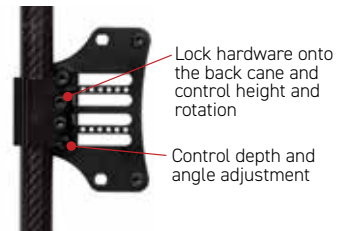
	14 x 9 (35.5 x 22.9)	14 x 13 (35.5 x 33)	14 x 16 (35.5 x 40.6)	15 x 9 (38.1 x 22.9)	15 x 13 (38.1 x 33)	15 x 16 (38.1 x 40.6)	16 x 9 (40.6 x 22.9)	16 x 13 (40.6 x 33)	16 x 16 (40.6 x 40.6)
A	13 (33)			14 (35.5)			15 (38.1)		
B	11.25 (28.5)			12.25 (31.1)			13.25 (33.6)		
C	7 (17.7)								
D	5 (12.7)								
E	2 (5)	3 (7.6)	4 (10.1)	2 (5)	3 (7.6)	4 (10.1)	2 (5)	3 (7.6)	4 (10.1)
F	9 (22.8)	13 (33)	16 (40.6)	9 (22.8)	13 (33)	16 (40.6)	9 (22.8)	13 (33)	16 (40.6)
	17 x 9 (43.1 x 22.9)	17 x 13 (43.1 x 33)	17 x 16 (43.1 x 40.6)	18 x 9 (45.7 x 22.9)	18 x 13 (45.7 x 33)	18 x 16 (45.7 x 40.6)	20 x 9 (60.8 x 22.8)	20 x 13 (50.8 x 33)	20 x 16 (50.8 x 40.6)
A	16 (40.6)			17 (43.1)			19 (48.2)		
B	14.25 (36.1)			15.25 (38.7)			17.25 (43.8)		
C	7 (17.7)								
D	5 (12.7)			6 (15.2)					
E	2 (5)	3 (7.6)	4 (10.1)	2 (5)	3 (7.6)	4 (10.1)	2 (5)	3 (7.6)	4 (10.1)
F	9 (22.8)	13 (33)	16 (40.6)	9 (22.8)	13 (33)	16 (40.6)	9 (22.8)	13 (33)	16 (40.6)

QuickFit™ Mounting System

Lets you quickly and easily adjust while your client is in the chair

- Reversible for increased depth range.
- 5 in. (12.7 cm) of depth adjustment, 2.5 in. (6.4 cm) in front or behind back canes.
- Easily expandable to allow the back support to fit on wider wheelchairs (up to 2 in. wider than the back).
- Install or remove clamps without taking them apart.
- Hardware is a discreet size and provides strength and rigidity to the back support.
- Adjustable for pelvic or trunk rotation.
- Fits metric & imperial tubing including, 0.75 in. to 1 in. (1.9 cm to 2.5 cm) back canes without shims.
- 25° fore/aft angle adjustment.

Quickfit Mounting System



Alternate Fixed Hardware



2-Point Fixed Hardware (NIB-1207)

Optional: Use only on back supports with 16" (40.6 cm) back height or lower.



2-Point Micro Mount (NIB-1642)

Use only on back supports with 13" (33 cm) back height or lower. Not width adjustable – fits one backchair width. (NIB-120642)



4-Point Fixed Hardware (NIB-1307)

Optional: Not width adjustable – fits one back/chair width.