



Shaped to support
your every move

Xtend

Height Adjustable Thoracic Back Support

The NXT Xtend Back Support is one of the most uniquely adjustable back supports on the market today – with an adjustable height range from 16" – 20" allowing for precise targeted support of the thoracic region.



OVERVIEW

A Built-in height adjustment, allows back height, and lateral contour height to be set exactly where support is needed. Done quickly and easily with the user seated in the wheelchair.

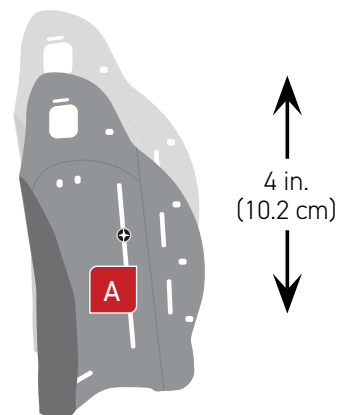
B Scapula cut-out shape.

C Adjustable upper section allows for optimal lateral thoracic support.


D Xtend is available in a Standard and Deep lateral contour depth. The Deep offers an adjustable depth of 5.5 in. to 7 in. (14 cm to 17.8 cm) for optimal mid-line support and positioning.

E Two-piece lightweight aluminum shell.

F Fixed lower section supports the pelvis.



HEIGHT ADJUSTABLE



B

C

D

E

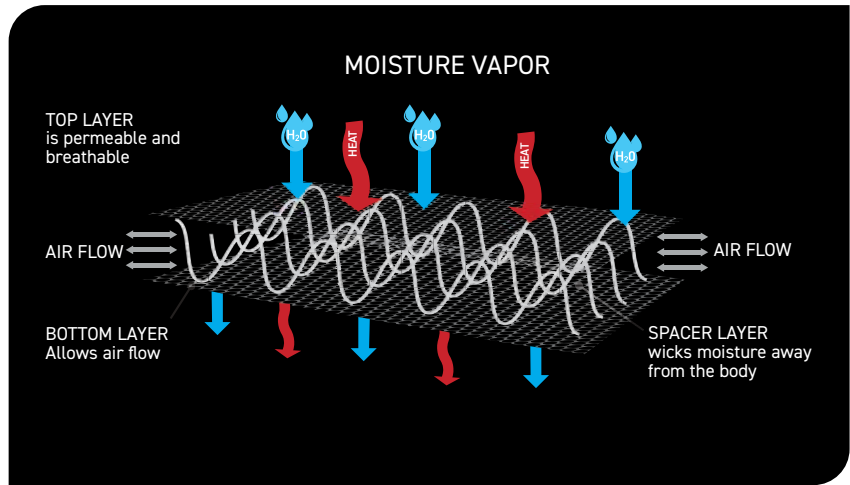
F

smartx3D

HAS REVOLUTIONIZED NXT WHEELCHAIR CUSHIONS AND BACK SUPPORTS

Our innovative smartx3D fabric offers unprecedented comfort and durability. This advanced fabric utilizes a three-layer technology that incorporates a unique air channel middle layer that draws heat and moisture away from the material. Soft, breathable, and with moisture-wicking properties, smartx3D offers the ultimate in comfort.

- Very soft and comfortable
- Antimicrobial
- Improves immersion/envelopment
- Reduces shear
- 20 times more air permeable than standard fabrics



FEATURES



THE ONE-HAND QUICK RELEASE

Allows the back support to be easily removed from the chair.



PELVIC POSITIONING CUT-OUT

Provides a space for the buttocks to protrude beyond the back for a better, more natural seated position.



smartGEL™ INFUSED VISCO TECHNOLOGY SMARTGEL™ INFUSED VISCO TECHNOLOGY

Reduces surface temperature, drawing heat away from skin providing superior comfort and softness.

XTEND



XTEND DEEP



WHAT IS INCLUDED

- Dual density foam back cushion includes smartGEL™ Infused Visco Technology
- Pelvic / Lumbar pads
- smartx3D Antimicrobial polyester 4-way stretch cover (washable)
- Installation hardware – QuickFit Mounting System
- One-hand quick release

ACCESSORIES & OPTIONS

- Lateral supports
- Head supports
- Replacement cover and foam
- Incontinent infection control covers (inner and outer)

Technical Specifications

XTEND and XTEND DEEP Sizes

Width	Height	Fits wheelchair widths
16 in. (40.6 cm)	16 in. to 20 in. (40.6 cm to 50.8 cm)	16 in. to 18 in. (40.6 cm to 45.7 cm)
18 in. (45.7 cm)		18 in. to 20 in. (45.7 cm to 50.8 cm)
20 in. (50.8 cm)		20 in. to 22 in. (50.8 cm to 55.9 cm)
22 in. (55.9 cm)		22 in. to 24 in. (55.9 cm to 61 cm)
24 (61 cm)		24 in. to 26 in. (61 cm to 66 cm)

XTEND Specifications

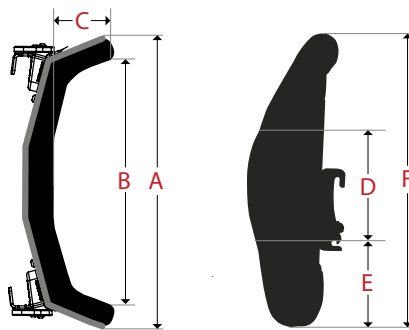
Weight*	4.1 lb. (1.86 kg)
Height	16 in. to 20 in. (40.6 cm to 50.8 cm)
Width	16 in. to 24 in. (40.6 cm to 61 cm)
Contour depth	3.5 in. (8.9 cm)
Weight capacity	300 lb. (136.08 kg) 22 in. wide+: 400 lbs (181.44 kg)

* Weight based on 16" shell

XTEND DEEP Specifications

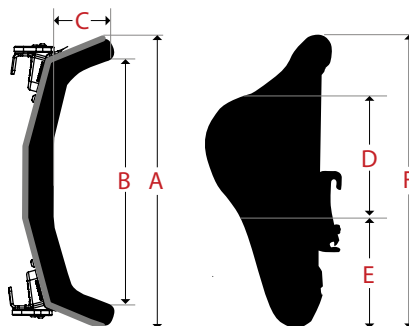
Weight*	4.7 lb. (2.13 kg)
Height	16 in. to 20 in. (40.6 cm to 50.8 cm)
Width	16 in. to 24 in. (40.6 cm to 61 cm)
Contour depth	5.5 in. to 7 in. (14 cm to 18 cm)
Weight capacity	300 l. (136.08 kg) 22 in. wide+: 400 lbs (181.44 kg)

* Weight based on 16" shell



XTEND Height Adjustable Thoracic Back Support - Inches (centimeters)

	16 (40.6)	18 (45.7)	20 (50.8)	22 (55.8)	24 (60.9)
A	13.5 (34.2)	15.5 (39.3)	17.5 (44.4)	19.5 (49.5)	21.5 (54.6)
B	11.75 (29.8)	13.75 (34.9)	15.75 (40)	17.75 (45 cm)	19.75 (50.1)
C	3.5 (8.8)				
D	7 (17.7)				
E	3 to 7 (7.6 to 17.7)				
F	16 to 20 (40.6 to 50.8)				



XTEND DEEP Height Adjustable Thoracic Back Support- Inches (centimeters)

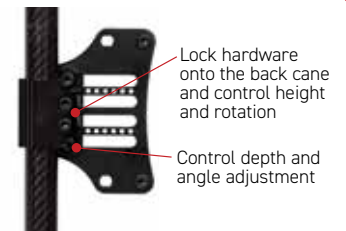
	16 (40.6)	18 (45.7)	20 (50.8)	22 (55.8)	24 (60.9)
A	15 (38.1)	17 (43.18)	19 (48.2)	21 (53.3)	23 (58.4)
B	13.25 (33.6)	15.25 (38.7)	17.25 (43.8)	19.25 (48.8)	21.25 (53.9)
C	5.5 to 7 (13.97 to 17.7)				
D	7 (17.7)				
E	3 to 7 (7.6 to 17.7)				
F	16 to 20 (40.6 to 50.8)				

QuickFit™ Mounting System

Lets you quickly and easily adjust while your client is in the chair

- Reversible for increased depth range.
- 5 in. (12.7 cm) of depth adjustment, 2.5 in. (6.4 cm) in front or behind back canes.
- Easily expandable to allow the back support to fit on wider wheelchairs (up to 2 in. wider than the back).
- Install or remove clamps without taking them apart.
- Hardware is a discreet size and provides strength and rigidity to the back support.
- Adjustable for pelvic or trunk rotation.
- Fits metric & imperial tubing including, 0.75 in. to 1 in. (1.9 cm to 2.5 cm) back canes without shims.
- 25° fore/aft angle adjustment

QuickFit Mounting System



Alternated Fixed Hardware



4-Point Fixed Hardware (NIB-1307)
Optional: Not width adjustable - fits one back/chair width.

Specs Sheet-NXT-Xtend_27-01-2026