



1- Purchasing information

P.O. number:* _____ Date: _____
 Company Name:* _____
 Purchasing contact:* _____
 Phone:* _____
 Email:* _____
 Contact preference:* Phone Email
 Marked for: _____

3- Shipping information

Ship to:* _____
 Name: _____
 Address: _____
 City: _____ State: _____
 Zip Code: _____
 Phone: _____

2- ATP/Clinician information

ATP/Clinician:* _____
 Phone:* _____
 Email:* _____
 Contact preference:* Phone Email

* Required

MA082 English Manual (STD) MA089 Spanish Manual Taxes not included

MODEL								USD		
WC25	<input type="checkbox"/>	Veloce wheelchair - Helio Base (265 lb weight limit)						K0005	\$2,395	
WC23	<input type="checkbox"/>	Carbon Fiber Frame							\$2,295	
WC24	<input type="checkbox"/>	Fixed Front End							\$1,295	
WC09	<input type="checkbox"/>	HD Heavy Duty package (350 lb weight capacity) ⁸							\$550	
Frame										
SEAT WIDTH ³										
SW	<input type="checkbox"/>	14" <input type="checkbox"/>	15" <input type="checkbox"/>	16" <input type="checkbox"/>	17" <input type="checkbox"/>	18" ² <input type="checkbox"/>	19" ² <input type="checkbox"/>		NC	
	<input type="checkbox"/>	20" ² <input type="checkbox"/>	21" ⁷ <input type="checkbox"/>	22" ⁷ <input type="checkbox"/>				E2201	\$525	
SEAT DEPTH										
SD	<input type="checkbox"/>	14" ¹ <input type="checkbox"/>	15" <input type="checkbox"/>	16" <input type="checkbox"/>	17" <input type="checkbox"/>	18" <input type="checkbox"/>	19" <input type="checkbox"/>		NC	
	<input type="checkbox"/>	20" <input type="checkbox"/>						E2203	\$575	
FRAME LENGTH (Seat sling depth plus distance from seat sling to front of frame) ⁴										
SP01	<input type="checkbox"/>	Standard frame length configuration ⁵								STD
SP02	<input type="checkbox"/>	Frame length 1" longer than standard configuration								NC
SP03	<input type="checkbox"/>	Frame length 2" longer than standard configuration								NC
SP04	<input type="checkbox"/>	Frame length 1" shorter than standard configuration								NC
SP05	<input type="checkbox"/>	Frame length 2" shorter than standard configuration								NC
TRANSIT TIE DOWN										
AC05-S	<input type="checkbox"/>	WC-19 Transit Tie Down w/Q'straint belt ⁶		Short belt 20"-41"					\$365	
AC05-L	<input type="checkbox"/>	WC-19 Transit Tie Down w/Q'straint belt ⁶		Long belt 20"-46"					\$365	
AC35	<input type="checkbox"/>	WC-19 Transit Tie Down without belt ⁶								\$350

1- Only available with frame length 1" and 2" longer; 2- Available with HD option; When HD option is selected, only the one piece angle adjustable flip-up footplate is available;
 4- See chart on page 7; 5- 4.375" from seat sling to front frame; 6- May interfere with swing away armrest and Clamp on height adjustable push handle; Not available with HD option;
 7- Only available with HD option and the one piece adjustable angle flip-up; 8-HD fee is required for clients weighing 300-350 lbs

[3. Width calculator](#)

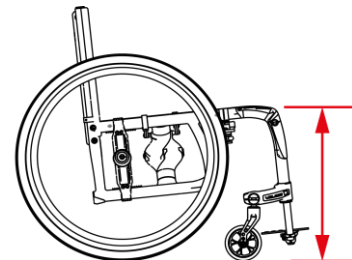


FRONT Seat-to-floor height

Caster sizes	Height available +/- 1/4"	Specify desired height: _____ (inches)
<input type="checkbox"/> 3" Caster	14" to 21"	
<input type="checkbox"/> 4" Caster	14.5" to 21"	
<input type="checkbox"/> 5" Caster	15.5" to 21"	
<input type="checkbox"/> 6" Caster	16.5" to 21" (N/A with 90° front frame)	

Frog Legs FRONT Seat-to-floor height

Caster Sizes	Height available +/- 1/4"	Specify desired height: _____ (inches)
<input type="checkbox"/> 3" Caster	15.25" to 21"	
<input type="checkbox"/> 4" Caster	15.75" to 21"	
<input type="checkbox"/> 5" Caster	16.75" to 21"	
<input type="checkbox"/> 6" Caster	17.75" to 21" (N/A with 90° front frame)	



FRONT CASTERS

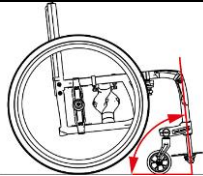
CASTERS				Availability		
CA01-03 to CA01-06	<input type="checkbox"/>	Composite wheel w/ PU tire (1")		3", 4", 5", 6"		NC
CA10	<input type="checkbox"/>	Pneumatic casters (1 ¼")		6"		\$165
CA14 to CA16	<input type="checkbox"/>	Newton UltraCaster Composite (1 ½ ")		4", 5", 6"		\$95
CA17 to CA19	<input type="checkbox"/>	Newton UltraCaster Aluminum (1 ½ ")		4", 5", 6"		\$215
CASTER OPTIONS						
CA13	<input type="checkbox"/>	Carbon fiber Frog Legs suspension forks			E1015	\$490

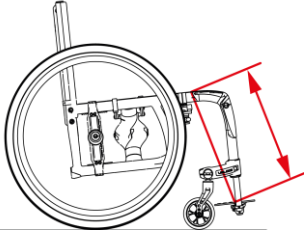
REAR Seat-to-floor Height

WHEEL SIZES		Height available	Specify desired height: _____ (inches)
<input type="checkbox"/>	22" (501) wheel	13 1/2" to 18 1/4"	
<input type="checkbox"/>	24" (540) wheel	14 1/2" to 19 1/4"	
<input type="checkbox"/>	25" (559) wheel	15" to 19 3/4"	
<input type="checkbox"/>	26" (590) wheel	15 1/2" to 20 1/4"	

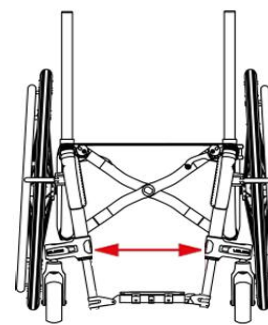
Configuration used: 1" seat slope with a center of gravity at 2"

Note: Tire size, center of gravity setting and seat slope may result in a variation of +/- ½" of selected seat to floor height"

FRONT FRAME ANGLE						
FA70	<input type="checkbox"/>	70° Front frame angle				NC
FA75	<input type="checkbox"/>	75° Front frame angle				NC
FA80	<input type="checkbox"/>	80° Front frame angle				NC
FA85	<input type="checkbox"/>	85° Front frame angle				NC
FA90	<input type="checkbox"/>	90° Front frame angle				NC

SEAT TO FOOTREST LENGTH						
Set Length to ¹ :		<i>Length must be at least 1 ¼" shorter than front seat-to-floor height</i>				
1 - +/- 1/2"						

Footrest width / Taper selection		
Seat Width	Straight ¹	1" Taper
Outside Measurement	2 ½" Narrower than Seat Width	4 ½" Narrower than Seat Width
14"	11.5"	9.5"
15"	12.5"	10.5"
16"	13.5"	11.5"
17"	14.5"	12.5"
18"	15.5"	13.5"
19"	16.5"	14.5"
20"	17.5"	15.5"
21"	18.5"	16.5"
22"	19.5"	17.5"



¹- Not compatible with auto-folding footplates

REAR WHEELS													
ONE ARM DRIVE ¹ <i>Only available with Newton One rear wheels, permanent axles, 0° camber</i>													
HR22	<input type="checkbox"/>	One arm drive - aluminum inner handrim ²	Left <input type="checkbox"/>	Right <input type="checkbox"/>		E0958 \$1,495							
HR60	<input type="checkbox"/>	One arm drive - plastic coated inner handrim ²	Left <input type="checkbox"/>	Right <input type="checkbox"/>		E0958 \$1,600							
HR98	<input type="checkbox"/>	Omit handrim on opposite side of the One Arm Drive (OAD)				NC							
REAR WHEELS					Available								
RW01	<input type="checkbox"/>	Mag ³			22" 24"	\$57							
RW02	<input type="checkbox"/>	Newton One - spoke wheel ⁴			22" 24"	NC							
RW03	<input type="checkbox"/>	Newton Gravity - ultralight wheel			22", 24", 25", 26"	\$360							
RW04	<input type="checkbox"/>	Spinergy Spox	Blk STD <input type="checkbox"/>	Wht ⁵ <input type="checkbox"/>	Blue ⁵ <input type="checkbox"/>	Red ⁵ <input type="checkbox"/>	Yel ⁵ <input type="checkbox"/>	22", 24", 25", 26"	\$915				
RW05	<input type="checkbox"/>	Spinergy LX	Blk STD <input type="checkbox"/>	Pur ⁵ <input type="checkbox"/>	Wht ⁵ <input type="checkbox"/>	Blue ⁵ <input type="checkbox"/>	Red ⁵ <input type="checkbox"/>	Yel ⁵ <input type="checkbox"/>	Pink ⁵ <input type="checkbox"/>	Grn ⁵ <input type="checkbox"/>	Org ⁵ <input type="checkbox"/>	22", 24", 25", 26"	\$1,145
RW07	<input type="checkbox"/>	Spinergy CLX ⁶	Blk STD <input type="checkbox"/>	Pur ⁵ <input type="checkbox"/>	Wht ⁵ <input type="checkbox"/>	Blue ⁵ <input type="checkbox"/>	Red ⁵ <input type="checkbox"/>	Yel ⁵ <input type="checkbox"/>	Pink ⁵ <input type="checkbox"/>	Grn ⁵ <input type="checkbox"/>	Org ⁵ <input type="checkbox"/>	24", 25"	\$1,625
TIRES					Available								
AIRLESS													
TI01	<input type="checkbox"/>	Soft Urethane 1 3/8" - Low Tread, black ⁹			22" 24"	E2218 NC							
TI02	<input type="checkbox"/>	Soft Urethane 1 3/8" - Medium Tread, black ^{7,9}			22", 24", 25", 26"	E2218 \$97							
TI04	<input type="checkbox"/>	Soft Urethane 1" - No tread, black - Shox			22", 24", 25", 26"	E2218 \$118							
TI08	<input type="checkbox"/>	Pneumatic Airless insert 1 3/8" - Medium Tread ⁸			22", 24", 26"	E2211/E2213 \$95							
PNEUMATIC													
TI05	<input type="checkbox"/>	Pneumatic 1 3/8" - Medium Tread ⁹			22", 24", 25", 26"	E2211/E2212 NC							
TI06	<input type="checkbox"/>	Pneumatic HP 1" - Low Tread, Puncture resistant, black - SpeedLite			22", 24", 25", 26"	E2211/E2212 \$105							
TI07	<input type="checkbox"/>	Pneumatic HP 1" - Medium Tread, Puncture resistant, black - TrailBlazer			24", 25", 26"	E2211/E2212 \$150							
TI03	<input type="checkbox"/>	Pneumatic 2" - Large Tread, black ¹⁰			22", 24", 25"	E2211/E2212 \$115							

1- Offered with handrims on each side of the wheelchair; select the outer handrim in the handrims section; Only available with 24" wheel size; Not available with 21" and 22" wide; 2- Only standard handrim position available; 3- Not compatible with HP tires; Only available with aluminum or plastic coated handrim, standard position; 4- Not compatible with Shox tires; 5- color spokes require an additional 10 days lead-time; 6- Only available with 1" tires; 7- 22" is only available with Mags and Newton One rear wheels; 25" and 26" are not available with Newton Gravity wheels; 8- Not available with Spinergy CLX, Spinergy LX 25", 26" and Spox 25", 26" rear wheels; 9- Not available with flip-back armrest when the 6° camber is selected; 10- Not available with armrests when the 3° or 6° camber are selected;

HANDRIMS						
HANDRIM					Available	
HR01	<input type="checkbox"/>	Aluminum anodized			22", 24", 25", 26"	STD
HR61	<input type="checkbox"/>	Aluminum black hard anodized ²			22", 24", 25"	\$75
HR02	<input type="checkbox"/>	Plastic coated ¹			22", 24", 25", 26"	\$110
HR03	<input type="checkbox"/>	High friction coated ^{1,2,3}			22", 24", 25", 26"	\$375
HR07-HR18 and HR65- HR71	<input type="checkbox"/>	Newton Air Grip ²	<i>See page 6 for the color selection and price</i>		22", 24", 25", 26"	
HR28	<input type="checkbox"/>	Surge ^{1,2,3,4} (1 1/2" Oval handrim w/ Gripton high friction strip)			22", 24", 25", 26"	\$450
HR05	<input type="checkbox"/>	Surge LT ^{1,2,3,4} (1 1/8" Oval handrim w/ Gripton high friction strip)			22", 24", 25", 26"	\$495
HR04	<input type="checkbox"/>	Natural Fit ^{1,2,3,4}			22", 24", 25", 26"	\$395
HR62	<input type="checkbox"/>	Simi H ^{1,2,3} (1 3/8" Oval handrim with high friction strip)			22", 24", 25", 26"	\$395
HR63	<input type="checkbox"/>	Nova H ^{1,2,3} (1 1/4" Oval handrim with high friction strip)			22", 24", 25", 26"	\$445
HR64	<input type="checkbox"/>	Optimum H ^{1,2,3} (1 1/8" heart-shaped handrim)			22", 24", 25", 26"	\$345
HR99	<input type="checkbox"/>	Omit handrim				NC

1- Only standard and narrow handrim position. By default, the tab won't be cut with the narrow position; 2- Not available with Mag wheels; 3- Not available with one arm drive; 4- 25" and 26" are not available in narrow position; 24" is not available with the Spinergy Spox, LX and CLX in narrow position; CLX rear wheel are not available with thumb piece

HANDRIMS OPTION						
ASSEMBLY POSITION					Available	
HR29	<input type="checkbox"/>	Standard Handrim position	Full tab			STD
HR030	<input type="checkbox"/>	Narrow Handrim position no cut	Full tab			NC
HR30	<input type="checkbox"/>	Narrow Handrim position with cut ⁵	Short tab 2 positions			\$30
HR31	<input type="checkbox"/>	Super Narrow Handrim ⁵	Short tab 2 positions STD <input type="checkbox"/>	Short tab 1 position <input type="checkbox"/>		\$30
THUMB PIECE SELECTION FOR NATURAL FIT, SURGE, SURGE LT HANDRIMS					Available	
HR23	<input type="checkbox"/>	Standard grip				\$95
HR27	<input type="checkbox"/>	Super grip				\$150
HR099	<input type="checkbox"/>	Omit thumb piece				NC

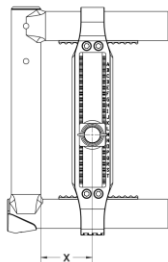
5- Only available with Aluminum and Air Grip handrims;

AXLE ¹						
AX01	<input type="checkbox"/>	Quick release axle				STD
AX03	<input type="checkbox"/>	Quad release axle			K0108	\$130

1- Not required with one arm drive

REAR WHEEL CAMBER ANGLE						
CM00	<input type="checkbox"/>	0° camber				STD
CM03	<input type="checkbox"/>	3° camber				NC
CM06	<input type="checkbox"/>	6° camber				\$165

CENTER OF GRAVITY



Choose position of rear wheel axle plate:

Measure distance X from front of back post to center of axle receiver.

X =	Most stable												
	1"	1/4"	1/2"	3/4"	2"	1/4"	1/2"	3/4"	3"	1/4"	1/2"	3/4"	4"
	<input type="checkbox"/>	<input type="checkbox"/>	<input type="checkbox"/>	<input type="checkbox"/>	<input type="checkbox"/>	<input type="checkbox"/>	<input type="checkbox"/>	<input type="checkbox"/>	<input type="checkbox"/>	<input type="checkbox"/>	<input type="checkbox"/>	<input type="checkbox"/>	<input type="checkbox"/>

If not indicated, default setting is at 1.5"

Possible conflict between a seat depth under 16" and a center of gravity over 2.5".

Possible conflict between a 26" rear wheel and a center of gravity over 2.5".

Motion Composites will select the closest possible center of gravity (COG) if an issue arises with the COG

WHEEL LOCK			
WL08	<input type="checkbox"/>	Newton Wheel lock - push to lock	STD
WL16	<input type="checkbox"/>	Aluminum push to lock with extensions	E0961 \$77
WL02	<input type="checkbox"/>	Pull to lock	NC
WL04	<input type="checkbox"/>	Newton grade aid push to lock (<i>works best with pneumatic or high pressure tire</i>)	E0974 \$155
WL13 WL14	<input type="checkbox"/>	6" removable extension handle ¹	E0961 \$77
WL05	<input type="checkbox"/>	Scissors Lock	\$155
WL15	<input type="checkbox"/>	Unilateral wheel lock - pull to lock ² Left <input type="checkbox"/> Right <input type="checkbox"/>	\$330
WL99	<input type="checkbox"/>	Omit wheel locks	NC

1- Only available with Newton push to lock (WL08), pull to lock (WL02) and Newton Grade aid (WL04)

2- For more information about incompatibilities and restriction, refer to the table at page 7 and the "How-to documents" page of our website:

https://www.motioncomposites.com/en_ca/support-and-education/how-to-documents

FOOTPLATES			
FP06	<input type="checkbox"/>	One piece adjustable angle flip-up - Aluminum	K0040 NC
FP07	<input type="checkbox"/>	One piece adjustable angle flip-up - Carbon fiber with rubber inserts	\$465
FP28	<input type="checkbox"/>	One piece auto-folding adjustable angle - Aluminum	K0040 \$295
FP29	<input type="checkbox"/>	One piece auto-folding adjustable angle - Carbon fiber with rubber inserts	\$375

FOOTPLATE ACCESSORIES			
FP09	<input type="checkbox"/>	Calf strap	K0038 \$39
FP30	<input type="checkbox"/>	Bodypoint Aeromesh Padded calf strap	K0038 \$118

SEATING AND BACKREST

BACK UPHOLSTERY			
BH07	<input type="checkbox"/>	Slip-on Active-Mesh back upholstery	STD
BH08	<input type="checkbox"/>	Adjustable tension Active-Mesh back upholstery	E2611/E2612 \$305
BH99	<input type="checkbox"/>	Omit Back upholstery	NC
	<input type="checkbox"/>	NXT back Support	See pricelist

SEAT CUSHION			
SC01	<input type="checkbox"/>	2" Cushion	\$170
SC02	<input type="checkbox"/>	3" Cushion	E2601/E2602 \$190
SC99	<input type="checkbox"/>	Omit seat cushion	STD
	<input type="checkbox"/>	NXT cushion series	See pricelist

HEIGHT ADJUSTABLE WITH PUSH HANDLES OPTIONS (MUST select ONE push handle options)			
BC06-912	<input type="checkbox"/>	Straight Carbon fiber back cane 9" - 12" <i>increment of 1/2"</i>	Set at ² : NC
BC06-1215	<input type="checkbox"/>	Straight Carbon fiber back cane 12" - 15" <i>increment of 1/2"</i>	Set at ² : NC
BC06-1518	<input type="checkbox"/>	Straight Carbon fiber back cane 15" - 18" <i>increment of 1/2"</i>	Set at ² : NC
BC06-1821	<input type="checkbox"/>	Straight Carbon fiber back cane 18" - 21" <i>increment of 1/2"</i>	Set at ² : NC
BC08-1315	<input type="checkbox"/>	8° Bend Carbon fiber back cane 13.5" - 15" <i>increment of 1/2"</i>	Set at ² : \$60
BC08-1518	<input type="checkbox"/>	8° Bend Carbon fiber back cane 15" - 18" <i>increment of 1/2"</i>	Set at ² : \$60
BC08-1821	<input type="checkbox"/>	8° Bend Carbon fiber back cane 18" - 21" <i>increment of 1/2"</i>	Set at ² : \$60

ANGLE AND HEIGHT ADJUSTABLE BACK CANE WITH PUSH HANDLE OPTIONS (MUST select ONE push handle options)			
BC09-1215	<input type="checkbox"/>	Straight Carbon fiber back cane 12" - 15" <i>increment of 1/2"</i>	Set at ² : \$215
BC09-1518	<input type="checkbox"/>	Straight Carbon fiber back cane 15" - 18" <i>increment of 1/2"</i>	Set at ² : \$215
BC09-1821	<input type="checkbox"/>	Straight Carbon fiber back cane 18" - 21" <i>increment of 1/2"</i>	Set at ² : \$215
BC10-1315	<input type="checkbox"/>	8° bend Carbon fiber back cane 13.5" - 15" <i>increment of 1/2"</i>	Set at ² : \$270
BC10-1518	<input type="checkbox"/>	8° bend Carbon fiber back cane 15" - 18" <i>increment of 1/2"</i>	Set at ² : \$270
BC10-1821	<input type="checkbox"/>	8° bend Carbon fiber back cane 18" - 21" <i>increment of 1/2"</i>	Set at ² : \$270
		Select back cane angle: 85° ¹ <input type="checkbox"/> 90° <input type="checkbox"/> 95° STD <input type="checkbox"/> 100° <input type="checkbox"/> 105° <input type="checkbox"/> 110° <input type="checkbox"/>	

PUSH HANDLES OPTIONS (ONE option at a time)			
PH01	<input type="checkbox"/>	Push handles	NC
PH05	<input type="checkbox"/>	Fold down push handles ^{3,5}	\$145
PH06-920	<input type="checkbox"/>	Clamp on height adjustable push handles 9 - 20" ^{3, 4, 5}	\$325
PH06-923	<input type="checkbox"/>	Clamp on height adjustable push handles 9 - 23" ^{3, 4, 5}	\$325
PH02	<input type="checkbox"/>	Omit push handles	NC

1- Not available with 8° bend back cane; 2- If not indicated, default height setting is at the lowest position; measured from seat sling to top of back upholstery; 3- 265 lb weight limit

4- Not compatible with swing away armrests, 8° bend back canes and 9-12" back canes; 5- Not compatible with headrest and attendant lock

ARMRESTS						
HEIGHT ADJUSTABLE FLIP BACK ARMREST (Convertible to "T" armrest) ¹						
AR01-812	<input type="checkbox"/>	10" Desk length armpad	8" - 12"	Locked <input type="checkbox"/>	Unlocked STD <input type="checkbox"/>	\$355
AR01-1014	<input type="checkbox"/>	10" Desk length armpad	10" - 14"	Locked <input type="checkbox"/>	Unlocked STD <input type="checkbox"/>	\$355
AR02-812	<input type="checkbox"/>	14" Full length armpad	8" - 12"	Locked <input type="checkbox"/>	Unlocked STD <input type="checkbox"/>	\$355
AR02-1014	<input type="checkbox"/>	14" Full length armpad	10" - 14"	Locked <input type="checkbox"/>	Unlocked STD <input type="checkbox"/>	\$355
HEIGHT ADJUSTABLE "T" ARMREST ¹						
AR13-610	<input type="checkbox"/>	10" Desk length armpad ⁴	6" - 10"			E0973 \$330
AR03-812	<input type="checkbox"/>	10" Desk length armpad	8" - 12"			E0973 \$330
AR03-1014	<input type="checkbox"/>	10" Desk length armpad	10" - 14"			E0973 \$330
AR14-610	<input type="checkbox"/>	14" Full length armpad ⁴	6" - 10"			E0973 \$330
AR04-812	<input type="checkbox"/>	14" Full length armpad	8" - 12"			E0973 \$330
AR04-1014	<input type="checkbox"/>	14" Full length armpad	10" - 14"			E0973 \$330
HEIGHT ADJUSTABLE SWING AWAY ARMREST ²						
AR05	<input type="checkbox"/>	Tubular armrest without plastic side guards - Short pad	8" - 11"			E0973 \$230
AR19	<input type="checkbox"/>	Tubular armrest with plastic side guards - Short pad	8" - 11"			E0973 \$395
AR23	<input type="checkbox"/>	Tubular armrest without plastic side guards - Long pad	8" - 11"			E0973 \$230
AR24	<input type="checkbox"/>	Tubular armrest with plastic side guards - Long pad	8" - 11"			E0973 \$395
AR06	<input type="checkbox"/>	10" Desk length flat armpad without plastic side guards	8" - 11"			E0973 \$230
AR20	<input type="checkbox"/>	10" Desk length flat armpad with plastic side guards	8" - 11"			E0973 \$395
AR17	<input type="checkbox"/>	14" Full length flat armpad without plastic side guards	8" - 11"			E0973 \$230
AR21	<input type="checkbox"/>	14" Full length flat armpad with plastic side guards	8" - 11"			E0973 \$395
ARMREST OPTIONS						
AR12	<input type="checkbox"/>	14" Full Length armpad - Gel Ovation ³				\$165
AR99	<input type="checkbox"/>	Omit armrest				NC

1- May have a 1/2" adjustment restriction on both limits of the range; 2- Could interfere with some rigid backrests; Not available with fixed carbon fiber side guards
3 - Only available with full length armrest; Not available with swing away and desk length armrests; 4- May have some restriction with seat-to-floor height and rear wheel

ACCESSORIES						
SIDE GUARDS (not available with Flip Back and "T" Armrest)						
SG01	<input type="checkbox"/>	Plastic side guards (removable)	Straight bracket - STD	Offset bracket ¹		K0108 \$200
SG02	<input type="checkbox"/>	Carbon fiber side guards (fixed)				\$270
SG03	<input type="checkbox"/>	Carbon fiber side guards (removable)	Straight bracket - STD	Offset bracket ¹		K0108 \$305
SG06	<input type="checkbox"/>	Plastic fender side guards (removable)	Straight bracket - STD	Offset bracket ¹		K0108 \$290
SG04	<input type="checkbox"/>	Carbon fiber fender side guards (removable)	Straight bracket - STD	Offset bracket ¹		\$550
SG99	<input type="checkbox"/>	Omit side guard				NC

1- only compatible with 0" camber; Increase width by 1/2" per side for a total of 1"

POSITIONING BELT						
SB01-S	<input type="checkbox"/>	Velcro adjustable - Small 35" ¹				E0978 \$46
SB01-L	<input type="checkbox"/>	Velcro adjustable - Long 60"				E0978 \$46
SB02-S	<input type="checkbox"/>	Auto buckle - Small 35" ¹				E0978 \$87
SB02-M	<input type="checkbox"/>	Auto buckle - Medium 48"				E0978 \$87
SB02-L	<input type="checkbox"/>	Auto buckle - Long 60"				E0978 \$87
SB04-M	<input type="checkbox"/>	BodyPoint Hip Belt - 2 point not padded - Medium 56"				E0978 \$85
SB04-L	<input type="checkbox"/>	BodyPoint Hip Belt - 2 point not padded - Long 61"				E0978 \$85
SB05-S	<input type="checkbox"/>	BodyPoint Hip Belt - 2 point padded - Small 51"				E0978 \$180
SB05-M	<input type="checkbox"/>	BodyPoint Hip Belt - 2 point padded - Medium 56"				E0978 \$180
SB05-L	<input type="checkbox"/>	BodyPoint Hip Belt - 2 point padded - Long 61"				E0978 \$180
SB06-S	<input type="checkbox"/>	BodyPoint Hip Belt - 4 point padded - Small 51"				E0978 \$195
SB06-M	<input type="checkbox"/>	BodyPoint Hip Belt - 4 point padded - Medium 56"				E0978 \$195
SB06-L	<input type="checkbox"/>	BodyPoint Hip Belt - 4 point padded - Long 61"				E0978 \$195
SB03	<input type="checkbox"/>	Hardware attachment for 2 extra points (1 pair)				\$17
SB08-M	<input type="checkbox"/>	BodyPoint EVOFLEX® Positioning Belt Rehab latch and Band Clamps - Medium 18"				K0108 \$305
SB08-L	<input type="checkbox"/>	BodyPoint EVOFLEX® Positioning Belt Rehab latch and Band Clamps - Long 24"				K0108 \$305
SB99	<input type="checkbox"/>	Omit positioning belt				STD

1- not recommended for seat width of 18" and more

HEADREST ¹						
AC01-S	<input type="checkbox"/>	Profiled Headrest - Small (3.5"X6")				E0955 \$185
AC01-M	<input type="checkbox"/>	Profiled Headrest - Medium (4.5"X7")				E0955 \$185
AC01-L	<input type="checkbox"/>	Profiled Headrest - Large (5.5"X8")				E0955 \$185
AC28	<input type="checkbox"/>	Headrest mounting hardware with stabilizer bar ¹				E1028 \$300

1- Only available with push handles

ACCESSORIES													
WC10	<input type="checkbox"/>	E-Motion adaptor Kit (2 adaptors) - <i>Only necessary with 6° camber</i>											\$36
AC03	<input type="checkbox"/>	Anti-tippers									E0971		\$150
AC29	<input type="checkbox"/>	Swing-away anti-tipper ¹		Left <input type="checkbox"/>					Right <input type="checkbox"/>				\$190
AC27	<input type="checkbox"/>	Tip assist ²											\$67
AC06	<input type="checkbox"/>	Cane and crutch holder		Left <input type="checkbox"/>					Right <input type="checkbox"/>		E2207		\$200
AC08	<input type="checkbox"/>	Spoke guards ³		Available: 22", 24", 25", 26"							K0065		\$118
AC10	<input type="checkbox"/>	Seat pouch											\$82
AC26	<input type="checkbox"/>	BodyPoint Mobility Bag											\$135
AC23	<input type="checkbox"/>	Newton Backpack											\$130
AC30	<input type="checkbox"/>	Newton multi-purpose pouch											\$61
AC12	<input type="checkbox"/>	Velcro Closing Strap											\$57
AC13	<input type="checkbox"/>	Tool kit											\$51
AC15	<input type="checkbox"/>	Military Patches		Army <input type="checkbox"/>	Navy <input type="checkbox"/>	Air Force <input type="checkbox"/>	Marines <input type="checkbox"/>	Coast Guard <input type="checkbox"/>				\$96	
		Combat Wounded Purple Heart <input type="checkbox"/>		Space Force <input type="checkbox"/>	American Flag <input type="checkbox"/>								

1- Must select the pair (left and right) with HD option; Only available with rear seat to floor height between 13 1/2" and 19 3/4"; Not available with amputee axle plate; 2- Cannot be combined with Anti Tippers
3- Not available with Mag wheels and Spinerig; the 24" spoke guard will be installed on the 25" wheel

Colors																						
Options ¹	Black	High Gloss Carbon Fiber	Sunkissed Orange	Burgundy	Sapphire Blue	Monster Green	Charcoal	Fuchsia	Steel Blue	Ferrari Red	Acid Green	Electric Purple	Caribbean Blue	White	Pink Pearl	Plum Purple	Sky Blue	Black Cherry	Khaki Green (matte)	Desert Sand (matte)		
AirGrip	<input type="checkbox"/>	<input type="checkbox"/>	<input type="checkbox"/>	<input type="checkbox"/>	<input type="checkbox"/>	<input type="checkbox"/>	<input type="checkbox"/>	<input type="checkbox"/>	<input type="checkbox"/>	<input type="checkbox"/>	<input type="checkbox"/>	<input type="checkbox"/>	<input type="checkbox"/>	<input type="checkbox"/>	<input type="checkbox"/>	<input type="checkbox"/>	<input type="checkbox"/>	<input type="checkbox"/>	<input type="checkbox"/>	<input type="checkbox"/>	<input type="checkbox"/>	\$265
Frame	<input type="checkbox"/>	<input type="checkbox"/>	<input type="checkbox"/>	<input type="checkbox"/>	<input type="checkbox"/>	<input type="checkbox"/>	<input type="checkbox"/>	<input type="checkbox"/>	<input type="checkbox"/>	<input type="checkbox"/>	<input type="checkbox"/>	<input type="checkbox"/>	<input type="checkbox"/>	<input type="checkbox"/>	<input type="checkbox"/>	<input type="checkbox"/>	<input type="checkbox"/>	<input type="checkbox"/>	<input type="checkbox"/>	<input type="checkbox"/>	<input type="checkbox"/>	NC
Highlight ²	<input type="checkbox"/>	<input type="checkbox"/>	<input type="checkbox"/>	<input type="checkbox"/>	<input type="checkbox"/>	<input type="checkbox"/>	<input type="checkbox"/>	<input type="checkbox"/>	<input type="checkbox"/>	<input type="checkbox"/>	<input type="checkbox"/>	<input type="checkbox"/>	<input type="checkbox"/>	<input type="checkbox"/>	<input type="checkbox"/>	<input type="checkbox"/>	<input type="checkbox"/>	<input type="checkbox"/>	<input type="checkbox"/>	<input type="checkbox"/>	<input type="checkbox"/>	NC
FC99	<input type="checkbox"/>	Custom Color Specify PPG Paintit color:																		<i>additional 10 days lead-time</i>	\$390	

1- Color representation may vary from one monitor to another. Therefore, the actual paint color on your wheelchair might differ slightly from what you see on your screen.; Finish between Airgrip and frame might be different;
2- To see different highlight, visit our website: https://www.motioncomposites.com/en_us/products/folding-wheelchairs/veloce

Frame length chart

Frame length	Seat Depth						
	14"	15"	16"	17"	18"	19"	20"
STD	N/A						
1							N/A
2						N/A	N/A
-1	N/A	N/A					
-2	N/A	N/A	N/A				

Unilateral wheel lock restrictions

Seat depth: shall be 16 in and greater		
Rear wheel: shall be 24 in and less		
"T" or flip-back armrest only compatible with 0° Camber		
One arm drive: Not compatible with "T" or flip-back armrest		
"T" or flip-back armrest may require to move the rear wheels outwards		
Not compatible with wheel lock lever extension		
Rear wheel diameter	Seat depth (in)	COG Compatibility Range (in)
20 in	16+	1.75 to 4
22 in	16+	2.5 to 4
24 in	16+	1 to 4

CUSTOMIZATION STARTS HERE!



With EVO Custom, whether it's a subtle tweak for comfort or mobility, or a fully reimagined component tailored to your unique needs, we're here to support you.




Explore the EVO Custom Catalog.


You can include your request or reference an existing customization from our catalog in the notes section below.





Have a customization in mind or a specific request? The EVO Custom Request Form is the best place to start.


Notes :


THORACIC SHAPE		Optima™ DEEP THORACIC BACK SUPPORT HCPCS CODE: E2620-E2621						
	WIDTH	HEIGHT	MODEL # ALUMINUM	RETAIL	✓	Repl. cover & foam	Retail	✓
	14"	13"	NOPCB1413	\$730		NIB-2246V	\$130	
	14"	16"	NOPCB1416	\$730		NIB-2247V	\$130	
	15"	13"	NOPCB1513	\$730		NIB-2250V	\$130	
	15"	16"	NOPCB1516	\$730		NIB-2251V	\$130	
	16"	13"	NOPCB1613	\$730		NIB-2254V	\$130	
	16"	16"	NOPCB1616	\$730		NIB-2255V	\$130	
	16"	19"	NOPCB1619	\$730		NIB-2256V	\$130	
	17"	13"	NOPCB1713	\$730		NIB-2259V	\$130	
	17"	16"	NOPCB1716	\$730		NIB-2260V	\$130	
	18"	13"	NOPCB1813	\$730		NIB-2264V	\$130	
	18"	16"	NOPCB1816	\$730		NIB-2265V	\$130	
	18"	19"	NOPCB1819	\$730		NIB-2266V	\$130	
	19"	16"	NOPCB1916	\$730		NIB-2267V	\$130	
	19"	19"	NOPCB1919	\$730		NIB-2268V	\$130	
	20"	13"	NOPCB2013	\$730		NIB-2271V	\$130	
	20"	16"	NOPCB2016	\$730		NIB-2272V	\$130	
	20"	19"	NOPCB2019	\$730		NIB-2273V	\$130	
	21"	16"	NOPCB2116	\$730		NIB-2274V	\$130	
	21"	19"	NOPCB2119	\$730		NIB-2275V	\$130	
	22"	13"	NOPCB2213	\$783		NIB-2276V	\$130	
	22"	16"	NOPCB2216	\$783		NIB-2277V	\$130	
	22"	19"	NOPCB2219	\$783		NIB-2278V	\$130	

	Optima Carbon™ DEEP THORACIC BACK SUPPORT CARBON FIBER SHELL (WEIGHT SAVINGS – 1lb) HCPCS CODE: E2620-E2621						
WIDTH	HEIGHT	MODEL # CARBON	RETAIL	✓	Repl. cover & foam	Retail	✓
14"	13"	NOCFPCB1413	\$1,066		NIB-2246V	\$130	
14"	16"	NOCFPCB1416	\$1,108		NIB-2247V	\$130	
15"	13"	NOCFPCB1513	\$1,066		NIB-2250V	\$130	
15"	16"	NOCFPCB1516	\$1,108		NIB-2251V	\$130	
16"	13"	NOCFPCB1613	\$1,066		NIB-2254V	\$130	
16"	16"	NOCFPCB1616	\$1,108		NIB-2255V	\$130	
17"	13"	NOCFPCB1713	\$1,066		NIB-2259V	\$130	
17"	16"	NOCFPCB1716	\$1,108		NIB-2260V	\$130	
18"	13"	NOCFPCB1813	\$1,066		NIB-2264V	\$130	
18"	16"	NOCFPCB1816	\$1,108		NIB-2265V	\$130	
20"	13"	NOCFPCB2013	\$1,066		NIB-2271V	\$130	
20"	16"	NOCFPCB2016	\$1,108		NIB-2272V	\$130	

THORACIC SHAPE		Xtend™ LOW HEIGHT ADJUSTABLE THORACIC BACK SUPPORT HCPCS CODE E2620-E2621						
	xtend™	WIDTH	HEIGHT	RETAIL	✓	Repl. cover & foam	Retail	✓
	NHAACB(L)1213/17	12"	13-17"	\$730		NIB-2148V	\$130	
	NHAACB(L)1413/17	14"	13-17"	\$730		NIB-2149V	\$130	
	NHAACB(L)1613/17	16"	13-17"	\$730		NIB-2150V	\$130	
	NHAACB(L)1813/17	18"	13-17"	\$730		NIB-2151V	\$130	
	NHAACB (L)2013/17	20"	13-17"	\$730		NIB-2152V	\$130	
	NHAACB (L)2213/17	22"	13-17"	\$783		NIB-2153V	\$130	

	Xtend™ DEEP HEIGHT ADJUSTABLE THORACIC BACK SUPPORT HCPCS CODE E2620-E2621						
xtend™ Deep	WIDTH	HEIGHT	RETAIL	✓	Repl. cover & foam	Retail	✓
NHAPCB1616/20	16"	16"-20"	\$730		NIB-2143V	\$130	
NHAPCB1816/20	18"	16"-20"	\$730		NIB-2144V	\$130	
NHAPCB2016/20	20"	16"-20"	\$730		NIB-2145V	\$130	
NHAPCB2216/20	22"	16"-20"	\$783		NIB-2146V	\$130	

PELVIC SHAPE		Classic™ PELVIC BACK SUPPORT HCPCS CODE E2620-E2621						
	Classic™	WIDTH	HEIGHT	RETAIL	✓	Repl. cover & foam	Retail	✓
	NACB1616	16"	16"	\$730		NIB-2163V	\$130	
	NACB1618	16"	18"	\$730		NIB-2164V	\$130	
	NACB1816	18"	16"	\$730		NIB-2166V	\$130	
	NACB1818	18"	18"	\$730		NIB-2167V	\$130	
	NACB1820	18"	20"	\$730		NIB-2168V	\$130	
	NACB2020	20"	20"	\$730		NIB-2171V	\$130	
	NACB2216	22"	16"	\$783		NIB-2172V	\$130	
	NACB2218	22"	18"	\$783		NIB-2173V	\$130	
	NACB2220	22"	20"	\$783		NIB-2174V	\$130	


	Classic™ DEEP PELVIC BACK SUPPORT HCPCS CODE E2620-E2621						
Classic™ Deep	WIDTH	HEIGHT	RETAIL	✓	Repl. cover & foam	Retail	✓
NPCB1616	16"	16"	\$730		NIB-2175V	\$130	
NPCB1618	16"	18"	\$730		NIB-2176V	\$130	
NPCB1818	18"	18"	\$730		NIB-2179V	\$130	
NPCB1820	18"	20"	\$730		NIB-2180V	\$130	
NPCB2020	18"	20"	\$730		NIB-2183V	\$130	
NPCB2216	22"	16"	\$783		NIB-2184V	\$130	
NPCB2218	22"	18"	\$783		NIB-2185V	\$130	
NPCB2220	22"	20"	\$783		NIB-2186V	\$130	

PLEASE NOTE: Each back will fit widths up to 2" wider.

ALL PRICES QUOTED IN CAD PRICES ARE SUBJECT TO CHANGE WITHOUT NOTICE.



For additional NXT models, sizes and hardware not shown, please refer to the complete NXT Seating Order Form at www.motioncomposites.com

BACK SUPPORT ACCESSORIES

	MODEL #	DESCRIPTION	FITS BACK WIDTH	RETAIL	QTY
	Custom - Cover	Optional Infection Control Wipe Down Back Support Cover	Specify back model # when ordering	\$205	
	NIB-1938	Extra Small Privacy Flap for 11" - 13" wide back supports	11" - 13" (27.9 - 33.0)	\$70	
	NIB-1078	Small Privacy Flap for 14"-16" wide back supports	14" - 16" (35.6-40.6 cm)	\$70	
	NIB-1079	Medium Flap for 17"-19" wide back supports	17" - 19" (43.2-48.3 cm)	\$70	
	NIB-1080	Large Privacy Flap for 20"-22" wide back supports	20" - 22" (50.8-55.9 cm)	\$70	
	NIB-1081	Extra Large Privacy Flap for 23" - 26" wide back supports	23" - 26" (58.4 - 66.0 cm)	\$70	



MultiFit™ HEAD SUPPORT – MULTI-ADJUSTABLE PADS

HCPCS CODE: E0955

	MODEL	Description	RETAIL	✓
	NIB-0784	10" x 5" Large Rectangular	\$205	
	NIB-0818	14" x 5" Extra-Large Rectangular	\$205	

MultiFit™ HEAD SUPPORT – FIXTURES

HCPCS CODE HARDWARE: E1033

	MODEL	Description	RETAIL	✓
	NIB-0747	Multi-Axis Hardware	\$150	
	NIB-0823	Head Support Receiver Bracket	\$60	

EXTRA COVERS

Extra Outer smartx3D Cover



Extra Outer Incontinent Cover



ITEM	WIDTH X DEPTH	RETAIL	QTY
Extra Outer smartx ^{3D} Cover – For a cover up to 18" x 18"	NXCCBF_____V	\$130	
Extra Outer smartx ^{3D} Cover – For a cover 18" x 20" and above	NXCCBF_____V	\$150	
Extra Outer Incontinent Cover – For a cover up to 18" x 18"	NXCCAF_____V	\$130	
Extra Outer Incontinent Cover – For a cover 18" x 20" and above	NXCCAF_____V	\$150	

ALL PRICES QUOTED IN CAD PRICES ARE SUBJECT TO CHANGE WITHOUT NOTICE.

For additional NXT models, sizes and hardware not shown, please refer to the complete NXT Seating Order Form at www.motioncomposites.com