



1- Purchasing information

P.O. number:* _____ Date: _____
 Company Name:* _____
 Purchasing contact:* _____
 Phone:* _____
 Email:* _____
 Contact preference:* Phone Email
 Marked for: _____

3- Shipping information

Ship to:* _____
 Name: _____
 Address: _____
 City: _____ State: _____
 Zip Code: _____
 Phone: _____

2- ATP/Clinician information

ATP/Clinician:* _____
 Phone:* _____
 Email:* _____
 Contact preference:* Phone Email

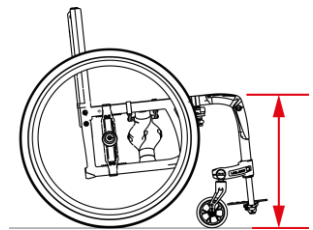
MA082 English Manual (STD) MA089 Spanish Manual Taxes not included

MODEL								USD		
WC25	<input type="checkbox"/>	Veloce wheelchair - Helio Base (265 lb weight limit)					K0005		\$2,395	
WC23	<input type="checkbox"/>	Carbon Fiber Frame							\$2,125	
WC24	<input type="checkbox"/>	Fixed Front End							\$1,275	
WC09	<input type="checkbox"/>	HD Heavy Duty package (350 lb weight capacity)							\$535	
WC10	<input type="checkbox"/>	E-Motion adaptor Kit (2 adaptors) - Only necessary with 6° camber							\$36	
Frame										
SEAT WIDTH³										
SW	<input type="checkbox"/>	14" <input type="checkbox"/>	15" <input type="checkbox"/>	16" <input type="checkbox"/>	17" <input type="checkbox"/>	18" ² <input type="checkbox"/>	19" ² <input type="checkbox"/>			NC
	<input type="checkbox"/>	20" ² <input type="checkbox"/>	21" ⁷ <input type="checkbox"/>	22" ⁷ <input type="checkbox"/>				E2201		\$505
SEAT DEPTH										
SD	<input type="checkbox"/>	14" ¹ <input type="checkbox"/>	15" <input type="checkbox"/>	16" <input type="checkbox"/>	17" <input type="checkbox"/>	18" <input type="checkbox"/>	19" <input type="checkbox"/>			NC
	<input type="checkbox"/>	20" <input type="checkbox"/>						E2203		\$485
FRAME LENGTH (Seat sling depth plus distance from seat sling to front of frame)⁴										
SP01	<input type="checkbox"/>	Standard frame length configuration ⁵								STD
SP02	<input type="checkbox"/>	Frame length 1" longer than standard configuration								NC
SP03	<input type="checkbox"/>	Frame length 2" longer than standard configuration								NC
SP04	<input type="checkbox"/>	Frame length 1" shorter than standard configuration								NC
SP05	<input type="checkbox"/>	Frame length 2" shorter than standard configuration								NC
TRANSIT TIE DOWN										
AC05-S	<input type="checkbox"/>	WC-19 Transit Tie Down w/Q'straint belt ⁶ Short belt 20"-41"								\$365
AC05-L	<input type="checkbox"/>	WC-19 Transit Tie Down w/Q'straint belt ⁶ Long belt 20"-46"								\$365
AC35	<input type="checkbox"/>	WC-19 Transit Tie Down without belt ⁶								\$335

1- Only available with frame length 1" and 2" longer; 2- Available with HD option [3- Width calculator](#) 4- See chart at page 7; 5- 4.375" from seat sling to front frame
 6- May interfere with swing away armrest and Clamp on height adjustable push handle; Not available with HD option; 7- Only available with HD option the one piece adjustable angle flip-up

FRONT Seat-to-floor height

Caster sizes	Height available +- 1/4"	Specify desired height: _____ (inches)
<input type="checkbox"/> 3" Caster	14" to 21"	
<input type="checkbox"/> 4" Caster	14.5" to 21"	
<input type="checkbox"/> 5" Caster	15.5" to 21"	
<input type="checkbox"/> 6" Caster	16.5" to 21" (N/A with 90° front frame)	



Backrest

FIXED HEIGHT WITHOUT PUSH HANDLE OPTIONS						
BC03-9		Ultralight carbon fiber back cane	9"		*Temporarily unavailable	NC
BC03-12		Ultralight carbon fiber back cane	12"		*Temporarily unavailable	NC
BC03-15		Ultralight carbon fiber back cane	15"		*Temporarily unavailable	NC
BC03-18		Ultralight carbon fiber back cane	18"		*Temporarily unavailable	NC
BC03-21		Ultralight carbon fiber back cane	21"		*Temporarily unavailable	NC
BC04-13		8° bend carbon fiber back cane	13 ½"		*Temporarily unavailable	\$60
BC04-15		8° bend carbon fiber back cane	15"		*Temporarily unavailable	\$60
BC04-18		8° bend carbon fiber back cane	18"		*Temporarily unavailable	\$60

*** Replacement options below: 1-Carbon fiber height adjustable; 2- Fixed height aluminum; 3- carbon fiber height and angle adjustable**

HEIGHT ADJUSTABLE WITH PUSH HANDLES OPTIONS (MUST select ONE push handle options)						
BC06-912	<input type="checkbox"/>	Straight Carbon fiber back cane	9" - 12"	increment of 1/2"	Set at ² :	NC
BC06-1215	<input type="checkbox"/>	Straight Carbon fiber back cane	12" - 15"	increment of 1/2"	Set at ² :	NC
BC06-1518	<input type="checkbox"/>	Straight Carbon fiber back cane	15" - 18"	increment of 1/2"	Set at ² :	NC
BC06-1821	<input type="checkbox"/>	Straight Carbon fiber back cane	18" - 21"	increment of 1/2"	Set at ² :	NC
BC08-1315	<input type="checkbox"/>	8° Bend Carbon fiber back cane	13.5" - 15"	increment of 1/2"	Set at ² :	\$60
BC08-1518	<input type="checkbox"/>	8° Bend Carbon fiber back cane	15" - 18"	increment of 1/2"	Set at ² :	\$60
BC08-1821	<input type="checkbox"/>	8° Bend Carbon fiber back cane	18" - 21"	increment of 1/2"	Set at ² :	\$60

FIXED HEIGHT WITHOUT PUSH HANDLE OPTIONS						
BC30	<input type="checkbox"/>	Straight aluminum back cane	9"			NC
BC36	<input type="checkbox"/>	Straight aluminum back cane	12"			NC
BC42	<input type="checkbox"/>	Straight aluminum back cane	15"			NC
BC63	<input type="checkbox"/>	8° bend aluminum back cane	13 ½"			\$60
BC64	<input type="checkbox"/>	8° bend aluminum back cane	15"			\$60

ANGLE AND HEIGHT ADJUSTABLE BACK CANE WITH PUSH HANDLE OPTIONS (MUST select ONE push handle options)						
BC09-1215	<input type="checkbox"/>	Straight Carbon fiber back cane	12" - 15"	increment of 1/2"	Set at ² :	\$215
BC09-1518	<input type="checkbox"/>	Straight Carbon fiber back cane	15" - 18"	increment of 1/2"	Set at ² :	\$215
BC09-1821	<input type="checkbox"/>	Straight Carbon fiber back cane	18" - 21"	increment of 1/2"	Set at ² :	\$215
BC10-1315	<input type="checkbox"/>	8° bend Carbon fiber back cane	13.5" - 15"	increment of 1/2"	Set at ² :	\$270
BC10-1518	<input type="checkbox"/>	8° bend Carbon fiber back cane	15" - 18"	increment of 1/2"	Set at ² :	\$270
BC10-1821	<input type="checkbox"/>	8° bend Carbon fiber back cane	18" - 21"	increment of 1/2"	Set at ² :	\$270
		Select back cane angle:	85° ¹ <input type="checkbox"/>	90° <input type="checkbox"/>	95° STD <input type="checkbox"/>	100° <input type="checkbox"/>
			105° <input type="checkbox"/>	110° <input type="checkbox"/>		

PUSH HANDLES OPTIONS (ONE option at a time)						
PH01	<input type="checkbox"/>	Push handles				NC
PH05	<input type="checkbox"/>	Fold down push handles ^{3,5}				\$145
PH06-920	<input type="checkbox"/>	Clamp on height adjustable push handles 9 - 20" ^{3, 4, 5}				\$325
PH06-923	<input type="checkbox"/>	Clamp on height adjustable push handles 9 - 23" ^{3, 4, 5}				\$325
PH02	<input type="checkbox"/>	Omit push handles				NC

1- Not available with 8° bend back cane; **2-** If not indicated, default height setting is at the lowest position; measured from seat sling to top of back upholstery; **3-** 265 lb weight limit

4- Not compatible with swing away armrests, 8° bend back canes; **5-** Not compatible with headrest and attendant lock

BACK UPHOLSTERY						
BH07	<input type="checkbox"/>	Slip-on Active-Mesh back upholstery				STD
BH08	<input type="checkbox"/>	Adjustable tension Active-Mesh back upholstery			E2611/E2612	\$305
BH99	<input type="checkbox"/>	Omit Back upholstery				NC
	<input type="checkbox"/>	NXT back Support			See pricelist	

SEAT CUSHION						
SC01	<input type="checkbox"/>	2" Cushion				\$170
SC02	<input type="checkbox"/>	3" Cushion			E2601/E2602	\$190
SC99	<input type="checkbox"/>	Omit seat cushion				STD
	<input type="checkbox"/>	NXT cushion series			See pricelist	

Rear wheels													
ONE ARM DRIVE ¹ <i>Only available with Newton One rear wheels, permanent axles, 0° camber</i>													
HR22	<input type="checkbox"/>	One arm drive - aluminum inner handrim ^{2,3}	24"	Left <input type="checkbox"/>	Right <input type="checkbox"/>			E0958	\$1,495				
HR60	<input type="checkbox"/>	One arm drive - plastic coated inner handrim ^{2,3}	24"	Left <input type="checkbox"/>	Right <input type="checkbox"/>			E0958	\$1,600				
HR98	<input type="checkbox"/>	Omit handrim on opposite side of the One Arm Drive (OAD)							NC				
REAR WHEELS													
Available													
RW01	<input type="checkbox"/>	Mag ⁴						22" 24"	\$57				
RW02	<input type="checkbox"/>	Newton One - spoke wheel ⁵						22" 24"	NC				
RW03	<input type="checkbox"/>	Newton Gravity - ultralight wheel						22", 24", 25", 26"	\$360				
RW04	<input type="checkbox"/>	Spinergy Spox	Blk STD <input type="checkbox"/>	Wht ⁶ <input type="checkbox"/>	Blue ⁶ <input type="checkbox"/>	Red ⁶ <input type="checkbox"/>	Yel ⁶ <input type="checkbox"/>	22", 24", 25", 26"	\$915				
RW05	<input type="checkbox"/>	Spinergy LX	Blk STD <input type="checkbox"/>	Pur ⁶ <input type="checkbox"/>	Wht ⁶ <input type="checkbox"/>	Blue ⁶ <input type="checkbox"/>	Red ⁶ <input type="checkbox"/>	Yel ⁶ <input type="checkbox"/>	Pink ⁶ <input type="checkbox"/>	Grn ⁶ <input type="checkbox"/>	Org ⁶ <input type="checkbox"/>	22", 24", 25", 26"	\$1,145
RW07	<input type="checkbox"/>	Spinergy CLX ⁷	Blk STD <input type="checkbox"/>	Pur ⁶ <input type="checkbox"/>	Wht ⁶ <input type="checkbox"/>	Blue ⁶ <input type="checkbox"/>	Red ⁶ <input type="checkbox"/>	Yel ⁶ <input type="checkbox"/>	Pink ⁶ <input type="checkbox"/>	Grn ⁶ <input type="checkbox"/>	Org ⁶ <input type="checkbox"/>	24", 25"	\$1,625
TIRES													
Available													
Solid													
TI01	<input type="checkbox"/>	Soft Urethane 1 3/8"						22" 24"	E2218	NC			
TI02	<input type="checkbox"/>	Soft Urethane knobby 1 3/8" ⁸						22", 24", 25", 26"	E2218	\$97			
TI04	<input type="checkbox"/>	Soft Urethane 1" - Shox						22", 24", 25", 26"	E2218	\$118			
Pneumatic													
TI05	<input type="checkbox"/>	Pneumatic 1 3/8"						22", 24", 25", 26"	E2211/E2212	NC			
TI08	<input type="checkbox"/>	Pneumatic with Airless insert 1 3/8" ⁹						22", 24", 26"	E2211/E2213	\$82			
TI06	<input type="checkbox"/>	Pneumatic HP, Low Tread, Puncture resistant, black 1" - SpeedLite						22", 24", 25", 26"	E2211/E2212	\$105			
TI07	<input type="checkbox"/>	Pneumatic HP, Medium Tread, Puncture resistant, black 1" - TrailBlazer						24", 25", 26"	E2211/E2212	\$150			

- 1- Offered with handrims on each side of the wheelchair; select the outer handrim in the handrims section; 2- Only standard handrim position available; 3- Not available with HD option
4- Not compatible with HP tires ; Only available with aluminum or plastic coated handrim, standard position; 5- Not compatible with Shox tires; 6- color spokes require an additional 10 days lead-time;
7- Only available with 1" tires; 8- 22" is only available with Mags and Newton One rear wheels; 9- Not available with Spinergy CLX, Spinergy LX 25", 26" and Spox 25", 26" rear wheels

Handrims										
HANDRIM										
Available										
HR01	<input type="checkbox"/>	Aluminum anodized						22", 24", 25", 26"	STD	
HR61	<input type="checkbox"/>	Aluminum black hard anodized ²						22", 24", 25"	\$75	
HR02	<input type="checkbox"/>	Plastic coated ¹						22", 24", 25", 26"	\$110	
HR03	<input type="checkbox"/>	High friction coated ^{1,2,3}						22", 24", 25", 26"	\$375	
HR07-HR18 and HR65- HR71	<input type="checkbox"/>	Newton Air Grip ²	<i>See page 6 for the color selection and price</i>						22", 24", 25", 26"	
HR28	<input type="checkbox"/>	Surge ^{1,2,3} (1 1/2" Oval handrim w/ Gripton high friction strip)						22", 24", 25", 26"	\$450	
HR05	<input type="checkbox"/>	Surge LT ^{1,2,3} (1 1/8" Oval handrim w/ Gripton high friction strip)						22", 24", 25", 26"	\$495	
HR04	<input type="checkbox"/>	Natural Fit ^{1,2,3}						22", 24", 25", 26"	\$395	
HR62	<input type="checkbox"/>	Simi H ^{1,2,3} (1 1/4" Oval handrim with high friction strip)						22", 24", 25", 26"	\$395	
HR63	<input type="checkbox"/>	Nova H ^{1,2,3} (1 1/4" Oval handrim with high friction strip)						22", 24", 25", 26"	\$445	
HR64	<input type="checkbox"/>	Optimum H ^{1,2,3} (1 1/8" heart-shaped handrim)						22", 24", 25", 26"	\$345	
HR99	<input type="checkbox"/>	Omit handrim							NC	

- 1- Only standard and narrow handrim position. By default, the tab won't be cut with the narrow position; 2- Not available with Mag wheels; 3 - Not available with one arm drive;

Handrims option									
ASSEMBLY POSITION									
HR29	<input type="checkbox"/>	Standard Handrim position	Full tab						STD
HR030	<input type="checkbox"/>	Narrow Handrim position no cut	Full tab						NC
HR30	<input type="checkbox"/>	Narrow Handrim position with cut ³	Short tab 2 positions						\$30
HR31	<input type="checkbox"/>	Super Narrow Handrim ³	Short tab 2 positions STD <input type="checkbox"/>	Short tab 1 position <input type="checkbox"/>					\$30
THUMB PIECE SELECTION FOR NATURAL FIT, SURGE, SURGE LT HANDRIMS									
HR23	<input type="checkbox"/>	Standard grip							\$95
HR27	<input type="checkbox"/>	Super grip							\$150
HR099	<input type="checkbox"/>	Omit thumb piece							NC

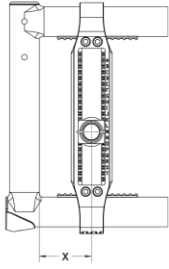
- 3- Only available with Aluminum and Air Grip handrims;

AXLE ¹				
AX01	<input type="checkbox"/>	Quick release axle		STD
AX03	<input type="checkbox"/>	Quad release axle	K0108	\$130

1- Not required with one arm drive

REAR WHEEL CAMBER ANGLE				
CM00	<input type="checkbox"/>	0° camber		STD
CM03	<input type="checkbox"/>	3° camber		NC
CM06	<input type="checkbox"/>	6° camber		\$165

CENTER OF GRAVITY



Choose position of rear wheel axle plate:

Measure distance X from front of back post to center of axle receiver.

Most stable													
X =	1"	1/4"	1/2"	3/4"	2"	1/4"	1/2"	3/4"	3"	1/4"	1/2"	3/4"	4"
	<input type="checkbox"/>	<input type="checkbox"/>	<input type="checkbox"/>	<input type="checkbox"/>	<input type="checkbox"/>	<input type="checkbox"/>	<input type="checkbox"/>	<input type="checkbox"/>	<input type="checkbox"/>	<input type="checkbox"/>	<input type="checkbox"/>	<input type="checkbox"/>	<input type="checkbox"/>

If not indicated, default setting is at 1.5"

Possible conflict between a seat depth under 16" and a center of gravity over 2.5".

Possible conflict between a 26" rear wheel and a center of gravity over 2.5".

Motion Composites will select the closest possible center of gravity (COG) if an issue arises with the COG

WHEEL LOCK				
WL08	<input type="checkbox"/>	Newton Wheel lock - push to lock		STD
WL14	<input type="checkbox"/>	6" removable extension handle for push to lock	E0961	\$77
WL16	<input type="checkbox"/>	Aluminum push to lock with extensions	E0961	\$77
WL02	<input type="checkbox"/>	Pull to lock		NC
WL04	<input type="checkbox"/>	Newton grade aid push to lock (works best with pneumatic or high pressure tire)	E0974	\$155
WL13	<input type="checkbox"/>	6" removable extension handle for pull to lock and grade aid	E0961	\$77
WL05	<input type="checkbox"/>	Scissors Lock		\$155
WL15	<input type="checkbox"/>	Unilateral wheel lock - pull to lock ¹ Left <input type="checkbox"/> Right <input type="checkbox"/>		\$330
WL99	<input type="checkbox"/>	Omit wheel locks		NC

1- For more information about incompatibilities and restriction, refer to the table at page 8 and the "How-to documents" page of our website:

https://www.motioncomposites.com/en_us/support-and-education/how-to-documents

Armrests

HEIGHT ADJUSTABLE FLIP BACK ARMREST (Convertible to "T" armrest) ¹				
AR01-812	<input type="checkbox"/>	10" Desk length armpad 8" - 12"	Locked <input type="checkbox"/> Unlocked STD <input type="checkbox"/>	\$355
AR01-1014	<input type="checkbox"/>	10" Desk length armpad 10" - 14"	Locked <input type="checkbox"/> Unlocked STD <input type="checkbox"/>	\$355
AR02-812	<input type="checkbox"/>	14" Full length armpad 8" - 12"	Locked <input type="checkbox"/> Unlocked STD <input type="checkbox"/>	\$355
AR02-1014	<input type="checkbox"/>	14" Full length armpad 10" - 14"	Locked <input type="checkbox"/> Unlocked STD <input type="checkbox"/>	\$355

HEIGHT ADJUSTABLE "T" ARMREST ¹				
AR13-610	<input type="checkbox"/>	10" Desk length armpad ⁴ 6" - 10"		E0973 \$330
AR03-812	<input type="checkbox"/>	10" Desk length armpad 8" - 12"		E0973 \$330
AR03-1014	<input type="checkbox"/>	10" Desk length armpad 10" - 14"		E0973 \$330
AR14-610	<input type="checkbox"/>	14" Full length armpad ⁴ 6" - 10"		E0973 \$330
AR04-812	<input type="checkbox"/>	14" Full length armpad 8" - 12"		E0973 \$330
AR04-1014	<input type="checkbox"/>	14" Full length armpad 10" - 14"		E0973 \$330

HEIGHT ADJUSTABLE SWING AWAY ARMREST ²				
AR05	<input type="checkbox"/>	Tubular armrest without plastic side guards - Short pad	8" - 11"	E0973 \$230
AR19	<input type="checkbox"/>	Tubular armrest with plastic side guards - Short pad	8" - 11"	E0973 \$395
AR23	<input type="checkbox"/>	Tubular armrest without plastic side guards - Long pad	8" - 11"	E0973 \$230
AR24	<input type="checkbox"/>	Tubular armrest with plastic side guards - Long pad	8" - 11"	E0973 \$395
AR06	<input type="checkbox"/>	10" Desk length flat armpad without plastic side guards	8" - 11"	E0973 \$230
AR20	<input type="checkbox"/>	10" Desk length flat armpad with plastic side guards	8" - 11"	E0973 \$395
AR17	<input type="checkbox"/>	14" Full length flat armpad without plastic side guards	8" - 11"	E0973 \$230
AR21	<input type="checkbox"/>	14" Full length flat armpad with plastic side guards	8" - 11"	E0973 \$395

ARMREST OPTIONS				
AR12	<input type="checkbox"/>	14" Full Length armpad - Gel Ovation ³		\$165
AR99	<input type="checkbox"/>	Omit armrest		NC

1- May have a 1/2" adjustment restriction on both limits of the range; 2- Could interfere with some rigid backrests; Not available with fixed carbon fiber side guards

3- Only available with full length armrest; Not available with tubular (short and long) and short armrests; 4- May have some restriction with seat-to-floor height and rear wheel

SIDE GUARDS (not available with Flip Back and "T" Armrest)				
SG01	<input type="checkbox"/>	Plastic side guards (removable)	K0108	\$200
SG02	<input type="checkbox"/>	Carbon fiber side guards (fixed)		\$270
SG03	<input type="checkbox"/>	Carbon fiber side guards (removable)	K0108	\$305
SG06	<input type="checkbox"/>	Plastic fender side guards - straight bracket (removable)	K0108	\$290
SG08	<input type="checkbox"/>	Plastic fender side guards - offset bracket (removable) ¹	K0108	\$290
SG04	<input type="checkbox"/>	Carbon fiber fender side guards (removable)		\$550
SG99	<input type="checkbox"/>	Omit side guard		NC

SIDE GUARDS OPTION				
SG07	<input type="checkbox"/>	Side guards clip (pair) ²		NC

1- only compatible with 0° camber; Increase distance between fender side guards by 1 1/8"; 2- Not available with fixed carbon fiber side guard

POSITIONING BELT					
SB01-S	<input type="checkbox"/>	Velcro adjustable - Standard 35" ¹		E0978	\$46
SB01-L	<input type="checkbox"/>	Velcro adjustable - Long 60"		E0978	\$46
SB02-S	<input type="checkbox"/>	Auto buckle - Standard 35" ¹		E0978	\$87
SB02-L	<input type="checkbox"/>	Auto buckle - Long 60"		E0978	\$87
SB04-M	<input type="checkbox"/>	BodyPoint Hip Belt - 2 point not padded - Medium 56"		E0978	\$85
SB04-L	<input type="checkbox"/>	BodyPoint Hip Belt - 2 point not padded - Long 61"		E0978	\$85
SB05-S	<input type="checkbox"/>	BodyPoint Hip Belt - 2 point padded - Small 51"		E0978	\$180
SB05-M	<input type="checkbox"/>	BodyPoint Hip Belt - 2 point padded - Medium 56"		E0978	\$180
SB05-L	<input type="checkbox"/>	BodyPoint Hip Belt - 2 point padded - Long 61"		E0978	\$180
SB06-S	<input type="checkbox"/>	BodyPoint Hip Belt - 4 point padded - Small 51"		E0978	\$195
SB06-M	<input type="checkbox"/>	BodyPoint Hip Belt - 4 point padded - Medium 56"		E0978	\$195
SB06-L	<input type="checkbox"/>	BodyPoint Hip Belt - 4 point padded - Long 61"		E0978	\$195
SB03	<input type="checkbox"/>	Hardware attachment for 2 extra points (1 pair)			\$17
SB08-M	<input type="checkbox"/>	BodyPoint EVOLFLEX® Positioning Belt Rehab latch and Band Clamps - Medium 18"		K0108	\$305
SB08-L	<input type="checkbox"/>	BodyPoint EVOLFLEX® Positioning Belt Rehab latch and Band Clamps - Long 24"		K0108	\$305
SB99	<input type="checkbox"/>	Omit positioning belt			STD

1- Not available with wheelchair width of 18" and more

HEADREST ¹					
AC01-S	<input type="checkbox"/>	Profiled Headrest - Small (3.5"X6")		E0955	\$185
AC01-M	<input type="checkbox"/>	Profiled Headrest - Medium (4.5"X7")		E0955	\$185
AC01-L	<input type="checkbox"/>	Profiled Headrest - Large (5.5"X8")		E0955	\$185
AC28	<input type="checkbox"/>	Headrest mounting hardware with stabilizer bar 1		E1028	\$300

1- Only available with push handles

ACCESSORIES					
AC03	<input type="checkbox"/>	Anti-tippers		E0971	\$145
AC29	<input type="checkbox"/>	Swing-away anti-tipper ¹	Left <input type="checkbox"/> Right <input type="checkbox"/>		\$190
AC27	<input type="checkbox"/>	Tip assist ²			\$67
AC06	<input type="checkbox"/>	Cane and crutch holder	Left <input type="checkbox"/> Right <input type="checkbox"/>	E2207	\$200
AC08	<input type="checkbox"/>	Spoke guards ³	Available: 22", 24", 26"	K0065	\$118
AC10	<input type="checkbox"/>	Seat pouch			\$82
AC26	<input type="checkbox"/>	BodyPoint Mobility Bag			\$135
AC23	<input type="checkbox"/>	Newton Backpack			\$130
AC30	<input type="checkbox"/>	Newton multi-purpose pouch			\$61
AC12	<input type="checkbox"/>	Velcro Closing Strap			\$57
AC13	<input type="checkbox"/>	Tool kit			\$51
AC16	<input type="checkbox"/>	Motion Composites Polo Shirt	W/S <input type="checkbox"/> W/M <input type="checkbox"/> W/L <input type="checkbox"/> M/S <input type="checkbox"/> M/M <input type="checkbox"/> M/L <input type="checkbox"/> M/XL <input type="checkbox"/> M/XXL <input type="checkbox"/> M/XXXL <input type="checkbox"/>		\$36
AC15	<input type="checkbox"/>	Military Patches	Army <input type="checkbox"/> Navy <input type="checkbox"/> Air Force <input type="checkbox"/> Marines <input type="checkbox"/> Coast Guard <input type="checkbox"/> Combat Wounded Purple Heart <input type="checkbox"/> Space Force <input type="checkbox"/> American Flag <input type="checkbox"/>		\$96

1- Must select the pair (left and right) with HD option; Only available with rear seat to floor height between 13 1/2" and 19 3/4"; 2- Cannot be combined with Anti Tippers

3- Not available with Mag wheels and Spinergy

Colors																					
Options ¹	Black	High Gloss Carbon Fiber	Sunkissed Orange	Burgundy	Sapphire Blue	Monster Green	Charcoal	Fuchsia	Steel Blue	Ferrari Red	Acid Green	Electric Purple	Caribbean Blue	White	Pink Pearl	Plum Purple	Sky Blue	Black Cherry	Khaki Green (matte)	Desert Sand (matte)	
AirGrip	<input type="checkbox"/> \$110	<input type="checkbox"/>	<input type="checkbox"/>	<input type="checkbox"/>	<input type="checkbox"/>	<input type="checkbox"/>	<input type="checkbox"/>	<input type="checkbox"/>	<input type="checkbox"/>	<input type="checkbox"/>	<input type="checkbox"/>	<input type="checkbox"/>	<input type="checkbox"/>	<input type="checkbox"/>	<input type="checkbox"/>	<input type="checkbox"/>	<input type="checkbox"/>	<input type="checkbox"/>	<input type="checkbox"/>	<input type="checkbox"/>	\$265
Frame	<input type="checkbox"/>	<input type="checkbox"/>	<input type="checkbox"/>	<input type="checkbox"/>	<input type="checkbox"/>	<input type="checkbox"/>	<input type="checkbox"/>	<input type="checkbox"/>	<input type="checkbox"/>	<input type="checkbox"/>	<input type="checkbox"/>	<input type="checkbox"/>	<input type="checkbox"/>	<input type="checkbox"/>	<input type="checkbox"/>	<input type="checkbox"/>	<input type="checkbox"/>	<input type="checkbox"/>	<input type="checkbox"/>	<input type="checkbox"/>	NC
Highlight ²	<input type="checkbox"/>	<input type="checkbox"/>	<input type="checkbox"/>	<input type="checkbox"/>	<input type="checkbox"/>	<input type="checkbox"/>	<input type="checkbox"/>	<input type="checkbox"/>	<input type="checkbox"/>	<input type="checkbox"/>	<input type="checkbox"/>	<input type="checkbox"/>	<input type="checkbox"/>	<input type="checkbox"/>	<input type="checkbox"/>	<input type="checkbox"/>	<input type="checkbox"/>	<input type="checkbox"/>	<input type="checkbox"/>	<input type="checkbox"/>	NC
FC99	<input type="checkbox"/>	Custom Color	Specify PPG Paintit color:																	additional 10 days lead-time	\$390

1- Color representation may vary from one monitor to another. Therefore, the actual paint color on your wheelchair might differ slightly from what you see on your screen.; Finish between Airgrip and frame might be different;

2- To see different highlight, visit our website: https://www.motioncomposites.com/en_us/products/folding-wheelchairs/veloce

Frame length chart

Frame length	Seat Depth						
	14"	15"	16"	17"	18"	19"	20"
STD	N/A	15"	16"	17"	18"	19"	20"
1	15"	16"	17"	18"	19"	20"	N/A
2	16"	17"	18"	19"	20"	N/A	N/A
-1	N/A	N/A	15"	16"	17"	18"	19"
-2	N/A	N/A	N/A	15"	16"	17"	18"


Unilateral wheel lock restrictions

Seat depth: shall be 16 in and greater		
Rear wheel: shall be 24 in and less		
"T" or flip-back armrest only compatible with 0° Camber		
One arm drive: Not compatible with "T" or flip-back armrest		
"T" or flip-back armrest may require to move the rear wheels outwards		
Not compatible with wheel lock lever extension		
Rear wheel diameter	Seat depth (in)	COG Compatibility Range (in)
20 in	16+	1.75 to 4
22 in	16+	2.5 to 4
24 in	16+	1 to 4


Notes :

 <p>BioFit™ CUSHION</p> <p>NXCABF _ _ _ _ (W" x D")</p> <p>HCPCS CODE: E2607-E2608</p>	DEPTH	WIDTH									
			12"	13"	14"	15"	16"	17"	18"	19"	20"
		12"	<input type="checkbox"/> \$445	<input type="checkbox"/> \$445	<input type="checkbox"/> \$445						
		14"	<input type="checkbox"/> \$445	<input type="checkbox"/> \$445	<input type="checkbox"/> \$445						
		15"		<input type="checkbox"/> \$445	<input type="checkbox"/> \$445	<input type="checkbox"/> \$445					
		16"		<input type="checkbox"/> \$445	<input type="checkbox"/> \$445	<input type="checkbox"/> \$445	<input type="checkbox"/> \$445	<input type="checkbox"/> \$445	<input type="checkbox"/> \$445	<input type="checkbox"/> \$480	<input type="checkbox"/> \$480
		17"				<input type="checkbox"/> \$445	<input type="checkbox"/> \$445	<input type="checkbox"/> \$445	<input type="checkbox"/> \$445	<input type="checkbox"/> \$480	<input type="checkbox"/> \$480
		18"				<input type="checkbox"/> \$445	<input type="checkbox"/> \$445	<input type="checkbox"/> \$445	<input type="checkbox"/> \$445	<input type="checkbox"/> \$480	<input type="checkbox"/> \$480
		19"				<input type="checkbox"/> \$445	<input type="checkbox"/> \$445	<input type="checkbox"/> \$445	<input type="checkbox"/> \$445	<input type="checkbox"/> \$480	<input type="checkbox"/> \$480
		20"				<input type="checkbox"/> \$445	<input type="checkbox"/> \$445	<input type="checkbox"/> \$445	<input type="checkbox"/> \$480	<input type="checkbox"/> \$480	<input type="checkbox"/> \$480
Option: Change cover for incontinent/infection control outer cover <input type="checkbox"/> \$N/C											

SEATING AND CUSHION ACCESSORIES

	MODEL NO.	DESCRIPTION	FITS BACK WIDTH	\$	QTY
	RSSI 1600	Solid Seat Insert	Fits cushions 16" & 17" wide (40.6 & 43.2 cm) and 14"-18" deep (35.6-45.7 cm)	80	
	RSSI 1600	Solid Seat Insert	Fits cushions 18" & 19" wide (45.7 & 48.3 cm) and 14"-18" deep (35.6-45.7 cm)	80	
	RSSI 1600	Solid Seat Insert	Fits cushions 20"-22" wide (50.8-55.9 cm) and 18"-20" deep (45.7-50.8 cm)	80	

THORACIC SHAPE




Optima™ THORACIC BACK SUPPORT

CARBON FIBER SHELL (WEIGHT SAVINGS - 1lb)

HCPCS CODE: E2620-E2621

WIDTH	HEIGHT	MODEL # CARBON FIBER	\$ CARBON	MODEL # ALUMINUM	\$ ALUMINUM
13"	7"			NOACB1307	\$695
13"	9"			NOACB1309	\$695
13"	13"			NOACB1313	\$695
13"	16"			NOACB1316	\$695
14"	7"			NOACB1407	\$695
14"	9"	NOCFACB1409	\$895	NOACB1409	\$695
14"	13"	NOCFACB1413	\$925	NOACB1413	\$695
14"	16"	NOCFACB1416	\$960	NOACB1416	\$695
15"	7"			NOACB1507	\$695
15"	9"	NOCFACB1509	\$895	NOACB1509	\$695
15"	13"	NOCFACB1513	\$925	NOACB1513	\$695
15"	16"	NOCFACB1516	\$960	NOACB1516	\$695
16"	7"			NOACB1607	\$695
16"	9"	NOCFACB1609	\$895	NOACB1609	\$695
16"	13"	NOCFACB1613	\$925	NOACB1613	\$695
16"	16"	NOCFACB1616	\$960	NOACB1616	\$695
17"	7"			NOACB1707	\$695
17"	9"	NOCFACB1709	\$895	NOACB1709	\$695
17"	13"	NOCFACB1713	\$925	NOACB1713	\$695
17"	16"	NOCFACB1716	\$960	NOACB1716	\$695
18"	7"			NOACB1807	\$695
18"	9"	NOCFACB1809	\$895	NOACB1809	\$695
18"	13"	NOCFACB1813	\$925	NOACB1813	\$695
18"	16"	NOCFACB1816	\$960	NOACB1816	\$695
20"	7"			NOACB2007	\$695
20"	9"	NOCFACB2009	\$895	NOACB2009	\$695
20"	13"	NOCFACB2013	\$925	NOACB2013	\$695
20"	16"	NOCFACB2016	\$960	NOACB2016	\$695

ITEM	WIDTH X DEPTH	\$	QTY
Replacement Cover & Foam	NOACC _ _ _ _	130	



Optima™ DEEP THORACIC BACK SUPPORT

CARBON FIBER SHELL (WEIGHT SAVINGS - 1lb)

HCPCS CODE: E2620-E2621

WIDTH	HEIGHT	MODEL # CARBON FIBER	\$ CARBON	MODEL # ALUMINUM	\$ ALUMINUM
13"	7"			NOPCB1307	\$695
13"	9"			NOPCB1309	\$695
13"	13"			NOPCB1313	\$695
13"	16"			NOPCB1316	\$695
14"	7"			NOPCB1407	\$695
14"	9"	NOCFPCB1409	\$995	NOPCB1409	\$695
14"	13"	NOCFPCB1413	\$1015	NOPCB1413	\$695
14"	16"	NOCFPCB1416	\$1055	NOPCB1416	\$695
15"	7"			NOPCB1507	\$695
15"	9"	NOCFPCB1509	\$995	NOPCB1509	\$695
15"	13"	NOCFPCB1513	\$1015	NOPCB1513	\$695
15"	16"	NOCFPCB1516	\$1055	NOPCB1516	\$695
16"	7"			NOPCB1607	\$695
16"	9"	NOCFPCB1609	\$995	NOPCB1609	\$695
16"	13"	NOCFPCB1613	\$1015	NOPCB1613	\$695
16"	16"	NOCFPCB1616	\$1055	NOPCB1616	\$695
17"	7"			NOPCB1707	\$695
17"	9"	NOCFPCB1709	\$995	NOPCB1709	\$695
17"	13"	NOCFPCB1713	\$1015	NOPCB1713	\$695
17"	16"	NOCFPCB1716	\$1055	NOPCB1716	\$695
18"	7"			NOPCB1807	\$695
18"	9"	NOCFPCB1809	\$995	NOPCB1809	\$695
18"	13"	NOCFPCB1813	\$1015	NOPCB1813	\$695
18"	16"	NOCFPCB1816	\$1055	NOPCB1816	\$695
20"	7"			NOPCB2007	\$695
20"	9"	NOCFPCB2009	\$995	NOPCB2009	\$695
20"	13"	NOCFPCB2013	\$1015	NOPCB2013	\$695
20"	16"	NOCFPCB2016	\$1055	NOPCB2016	\$695

ITEM	WIDTH X DEPTH	\$	QTY
Replacement Cover & Foam	NOPCC _ _ _ _	130	

PLEASE NOTE: Each back will fit widths up to 2" wider.

BACK SUPPORT HARDWARE OPTIONS

All backs come STANDARD with QuickRelease Mounting Hardware. The following are fixed hardware options available at no charge when ordered with a back support.

Model #	DESCRIPTION	WEIGHT OF HARDWARE ONLY	✓
	QuickFit Quick Release Hardware System	STANDARD (2 LBS)	STANDARD
NIB-1642	Micro Mount 2 point fixed hardware. Back width needs to match chair width	Weight savings of 1.4 lb over STANDARD	
NIB-1207	2 point fixed hardware. Width expandable to fit 3 sizes of chair	Weight savings of 1.0 lb over STANDARD	

BACK SUPPORT ACCESSORIES

	MODEL #	DESCRIPTION	FITS BACK WIDTH	\$	QTY
	Custom - Cover	Optional Infection Control Wipe Down Back Support Cover	Specify back model # when ordering	205	
	NIB-1938	Extra Small Privacy Flap for 11" - 13" wide back supports	11" - 13" (27.9 - 33.0)	70	
	NIB-1078	Small Privacy Flap for 14"-16" wide back supports	14" - 16" (35.6-40.6 cm)	70	
	NIB-1079	Medium Flap for 17"-19" wide back supports	17" - 19" (43.2-48.3 cm)	70	
	NIB-1080	Large Privacy Flap for 20"-22" wide back supports	20" - 22" (50.8-55.9 cm)	70	
	NIB-1081	Extra Large Privacy Flap for 23" - 26" wide back supports	23" - 26" (58.4 - 66.0 cm)	70	

ALL PRICES QUOTED IN USD. PRICES ARE SUBJECT TO CHANGE WITHOUT NOTICE.

For additional NXT models, sizes and hardware not shown, please refer to the complete NXT Seating Order Form at www.motioncomposites.com