



P.O. number:\* \_\_\_\_\_ Date: \_\_\_\_\_

Company Name:\* \_\_\_\_\_ Phone:\* \_\_\_\_\_

Ordered by:\* \_\_\_\_\_

Clinician/ATP/RTS: \_\_\_\_\_

Email: \_\_\_\_\_

Marked for: \_\_\_\_\_

Ship to:\* \_\_\_\_\_

Name: \_\_\_\_\_

Address: \_\_\_\_\_

City: \_\_\_\_\_ Prov: \_\_\_\_\_

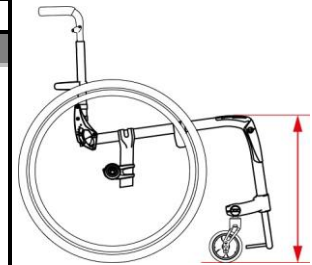
Postal Code: \_\_\_\_\_

Phone: \_\_\_\_\_

\* Required

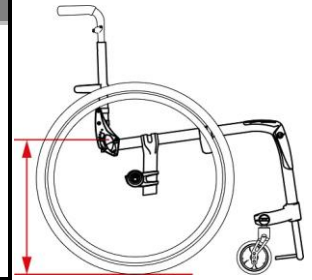
MODEL		APMA040 English Manual (STD)	APMA041 Manuel Français	Taxes not included
1	APWC11 Ultralight Aluminum APEX Rigid Wheelchair (265 lb weight limit)	Tripple-butted aluminum frame / Aluminum back canes and back rigidizer / Aluminum seat rigidizer / Ultralight carbon fiber camber tube and rear frame rigidizer	WM0001305	\$3 595 <input type="checkbox"/>
2	APWC21 Apex Carbon fiber frame upgrade (High Gloss Carbon Fiber)	Ultralight carbon fiber frame, back canes, back rigidizer, seat rigidizer, camber tube and rear frame rigidizer.	WAMZ	\$900 <input type="checkbox"/>
SEAT WIDTH				
3	APSW Seat width: 12" <input type="checkbox"/> 13" <input type="checkbox"/> 14" <input type="checkbox"/> 15" <input type="checkbox"/> 16" <input type="checkbox"/> 17" <input type="checkbox"/> 18" <input type="checkbox"/>			NC <input type="checkbox"/>
4	APSW Seat width: 19" <input type="checkbox"/> 20" <input type="checkbox"/>		WAMA	\$338 <input type="checkbox"/>
SEAT DEPTH				
5	APSD Seat depth: 12" <input type="checkbox"/> 13" <input type="checkbox"/> 14" <input type="checkbox"/> 15" <input type="checkbox"/> 16" <input type="checkbox"/> 17" <input type="checkbox"/> 18" <input type="checkbox"/>			NC <input type="checkbox"/>
6	APSD Seat depth: 19" <input type="checkbox"/> 20" <input type="checkbox"/>		WAMB	\$255 <input type="checkbox"/>
FRAME LENGTH				
7	APSP01 Standard frame length configuration			STD <input type="checkbox"/>
8	APSP02 Frame length 1" longer than standard configuration			NC <input type="checkbox"/>
9	APSP03 Frame length 2" longer than standard configuration			NC <input type="checkbox"/>
10	APSP04 Frame length 1" shorter than standard configuration			NC <input type="checkbox"/>
11	APSP05 Frame length 2" shorter than standard configuration			NC <input type="checkbox"/>

FRONT Seat-to-floor height		
Caster sizes	Height available +/- 1/4"	Specify desired height:  _____ (inches)
3" Caster	14" to 21"	
4" Caster	14.5" to 21"	
5" Caster	15.5" to 21"	
6" Caster	16.5" to 21" (N/A with 90° front frame)	



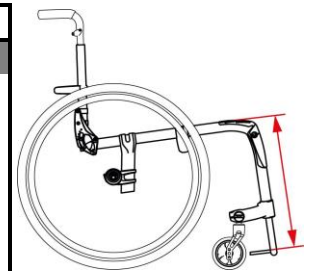
CASTERS				
12	APCA01 Composite wheel w/ PU tire (1" width)	3" <input type="checkbox"/> 4" <input type="checkbox"/> 5" <input type="checkbox"/> 6" <input type="checkbox"/>		NC <input type="checkbox"/>
13	APCA10 Pneumatic casters 6" x 1 1/4"			\$160 <input type="checkbox"/>
14	APCA14	4" x 1 1/2 "		\$98 <input type="checkbox"/>
15	APCA15 Newton UltraCaster Soft-Roll Composite	5" x 1 1/2 "		\$98 <input type="checkbox"/>
16	APCA16	6" x 1 1/2 "		\$98 <input type="checkbox"/>
17	APCA17	4" x 1 1/2 "		\$175 <input type="checkbox"/>
18	APCA18 Newton UltraCaster Soft-Roll Aluminum	5" x 1 1/2 "		\$185 <input type="checkbox"/>
19	APCA19	6" x 1 1/2 "		\$195 <input type="checkbox"/>
CASTER OPTIONS				
20	APCA13 Carbon fiber Frog Legs suspension forks			\$489 <input type="checkbox"/>

REAR Seat-to-floor height		
Wheel sizes	Height available +/- 1/4"	Specify desired height:  _____ (inches)
20" wheel <input type="checkbox"/>	14" to 17.5"	
22" wheel <input type="checkbox"/>	14" to 18.5"	
24" wheel <input type="checkbox"/>	15" to 19.5"	
25" wheel <input type="checkbox"/>	15.5" to 20"	
26" wheel <input type="checkbox"/>	16" to 20"	

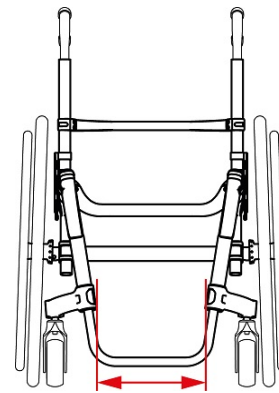


FRONT FRAME ANGLE					
21	APFA70	70° Front frame angle		NC	<input type="checkbox"/>
22	APFA75	75° Front frame angle		NC	<input type="checkbox"/>
23	APFA80	80° Front frame angle		NC	<input type="checkbox"/>
24	APFA85	85° Front frame angle		NC	<input type="checkbox"/>
25	APFA90	90° Front frame angle		NC	<input type="checkbox"/>

Seat upholstery to footrest length	
12" to 19"	Specify desired length:  _____ (inches) <i>Required</i>



Footrest width / Taper selection			
Seat Width	Straight	1" Taper	2" Taper
Outside Measurement	2 1/2" Narrower than Seat Width	4 1/2" Narrower than Seat Width	6 1/2" Narrower than Seat Width
12"	9.5"	7.5"	
13"	10.5"	8.5"	
14"	11.5"	9.5"	
15"	12.5"	10.5"	
16"	13.5"	11.5"	9.5"
17"	14.5"	12.5"	10.5"
18"	15.5"	13.5"	11.5"
19"	16.5"	14.5"	12.5"
20"	17.5"	15.5"	13.5"



Note: higher than 20" Front STFH will reduce the footrest width up to 1" with a 2" taper

FOOTPLATES					
26	APFP12	Tubular open loop <sup>1</sup>		STD	<input type="checkbox"/>
27	APFP13	Tubular with ABS cover		\$40	<input type="checkbox"/>
28	APFP31	Adjustable angle (Aluminum - one piece)	WAMI / SEFND0015	\$98	<input type="checkbox"/>
29	APFP32	Newton adjustable angle (Carbon fiber with rubber inserts - one piece)	WAMI / SEFND0015	\$198	<input type="checkbox"/>
30	APFP14	Flip back, adjustable angle (Aluminum)	WAMI / SEFND0015	\$230	<input type="checkbox"/>
31	APFP15	Flip back, adjustable angle (Carbon fiber)	WAMI / SEFND0015	\$335	<input type="checkbox"/>
32	APFP16	2" riser (only available with aluminum angle adjustable footplate)	SEFND0030	\$160	<input type="checkbox"/>

1 - Not available on all non tapered frames; Only available with 1 inch taper with seat width 17" and greater; Not available with 2 inch taper

CALF STRAPS					
33	APFP09	Calf strap	SEFND0010	\$52	<input type="checkbox"/>
34	APFP30	Bodypoint Aeromesh Padded calf strap	SEFND0010	\$129	<input type="checkbox"/>

FOLD DOWN BACKREST					
35	APBC20	Locking backrest		STD	<input type="checkbox"/>
36	APBC21	Ultralight non locking backrest (not locking in upright and down position)		\$98	<input type="checkbox"/>

### Back canes fixed height, angle adjustable, Without push handle

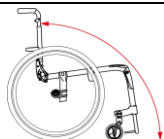
ADJUSTABLE ANGLE FOLD DOWN BACKREST										
37	APBC	<b>Fixed height without push handle</b>	(30) 9" <input type="checkbox"/>	(31) 9.5" <input type="checkbox"/>	(32) 10" <input type="checkbox"/>	(33) 10.5" <input type="checkbox"/>	(34) 11" <input type="checkbox"/>	NC	<input type="checkbox"/>	
		(35) 11.5" <input type="checkbox"/>	(36) 12" <input type="checkbox"/>	(37) 12.5" <input type="checkbox"/>	(38) 13" <input type="checkbox"/>	(39) 13.5" <input type="checkbox"/>	(40) 14" <input type="checkbox"/>			(41) 14.5" <input type="checkbox"/>
		(42) 15" <input type="checkbox"/>	(43) 15.5" <input type="checkbox"/>	(44) 16" <input type="checkbox"/>	(45) 16.5" <input type="checkbox"/>	(46) 17" <input type="checkbox"/>	(47) 17.5" <input type="checkbox"/>			(48) 18" <input type="checkbox"/>
		(49) 18.5" <input type="checkbox"/>	(50) 19" <input type="checkbox"/>	(51) 19.5" <input type="checkbox"/>	(52) 20" <input type="checkbox"/>	(53) 20.5" <input type="checkbox"/>	(54) 21" <input type="checkbox"/>			

### Back canes, height and angle adjustable, with option

ADJUSTABLE ANGLE FOLD DOWN BACKREST								
38	APBC	<b>Straight back canes</b>	(22) 9 - 12" <input type="checkbox"/>	(23) 12 - 15" <input type="checkbox"/>	(24) 15 - 18" <input type="checkbox"/>	(25) 18 - 21" <input type="checkbox"/>	NC	<input type="checkbox"/>

Set height to: \*

(in increments of 1/2", measured from seat sling to top of back upholstery)  
\* If not indicated, default height setting is at the lowest position

39		Select back cane angle:	101° <input type="checkbox"/>	99° <input type="checkbox"/>	96° <input type="checkbox"/>	93° <sup>1</sup> <input type="checkbox"/>	90° <input type="checkbox"/>	87° <input type="checkbox"/>	83° <input type="checkbox"/>	80° <input type="checkbox"/>		STD	<input type="checkbox"/>
----	--	-------------------------	-------------------------------	------------------------------	------------------------------	---	------------------------------	------------------------------	------------------------------	------------------------------	---	-----	--------------------------

1 - If not indicated default angle setting is at 93°

PUSH HANDLE OPTION								
40	APPH01	Push handles					STD	<input type="checkbox"/>
41	APPH05	Fold down push handles <sup>1</sup>					\$150	<input type="checkbox"/>
42	APPH06	Clamp on height adjustable push handle <sup>1,2</sup>	9 - 20" <input type="checkbox"/>	STD	9-23" <input type="checkbox"/>		\$325	<input type="checkbox"/>
43	APPH02	Without push handles					NC	<input type="checkbox"/>

1- 265 pounds weight limit

2 - Not compatible with swing away armrests

BACKRESTS OPTIONS								
44	APBC57	Standard 3 inch deep rigidizer bar					STD	<input type="checkbox"/>
45	APBC55	Four inch deep Aluminum rigidizer bar					NC	<input type="checkbox"/>
46	APBC56	Depth adjustable back (provides 3" of depth adjustment) <sup>1</sup>					\$245	<input type="checkbox"/>
47	APBC88	<b>Custom height rigidizer bar set at</b>  _____ (inches)  Measured from the top of the seat sling to the center of the rigidizer - standard height is 5,7" Lowest position is 4,25"					\$125	<input type="checkbox"/>

1- Not available with seat depths of 18" and more

BACK UPHOLSTERY								
48	APBH03	Slip-on Syntech-Suede back upholstery					NC	<input type="checkbox"/>
49	APBH04	Adjustable tension Syntech-Suede back upholstery				WAMD/WAME	\$245	<input type="checkbox"/>
50	APBH99	Omit Back upholstery					STD	<input type="checkbox"/>

RIGID BACK								
51		nXt back series (See nXt back pricelist)					See price list	

SEAT CUSHION								
52	APSC01	2" Cushion					\$175	<input type="checkbox"/>
53	APSC02	3" Cushion					\$195	<input type="checkbox"/>
54		nXt FIT cushion series (See nXt FIT pricelist)					See price list	<input type="checkbox"/>

REAR WHEELS													
55	APRW01	Mag <sup>1</sup>	20" □	22" □	24" □						\$129	□	
56	APRW02	Newton One - spoke wheel <sup>2</sup>	20" □	22" □	24" □						STD	□	
57	APRW03	Newton Gravity - ultralight wheel	20" □	22" □	24" □	25" □	26" □				\$360	□	
58	APRW04	Spinergy Spox		22" □	24" □	25" □	26" □				\$800	□	
59		Spinergy Spox spokes colors <sup>3</sup>	<b>Blk</b> <input type="checkbox"/> <b>STD</b> <input type="checkbox"/>	Wht <input type="checkbox"/>	Blue <input type="checkbox"/>	Red <input type="checkbox"/>	Yel <input type="checkbox"/>				NC	□	
60	APRW05	Spinergy LX		22" □	24" □	25" □	26" □				\$995	□	
61		Spinergy LX spokes colors <sup>3</sup>	<b>Blk</b> <input type="checkbox"/> <b>STD</b> <input type="checkbox"/>	Pur <input type="checkbox"/>	Wht <input type="checkbox"/>	Blue <input type="checkbox"/>	Red <input type="checkbox"/>	Yel <input type="checkbox"/>	Pink <input type="checkbox"/>	Grn <input type="checkbox"/>	Org <input type="checkbox"/>	NC	□
62	APRW07	Spinergy CLX Carbon Blade			24" □	25" □					\$1 540	□	
63		Spinergy CLX spokes colors <sup>3</sup>	<b>Blk</b> <input type="checkbox"/> <b>STD</b> <input type="checkbox"/>	Pur <input type="checkbox"/>	Wht <input type="checkbox"/>	Blue <input type="checkbox"/>	Red <input type="checkbox"/>	Yel <input type="checkbox"/>	Pink <input type="checkbox"/>	Grn <input type="checkbox"/>	Org <input type="checkbox"/>	NC	□

1 - Not compatible with HP tires ; Only available with aluminum or plastic coated handrim in standard position

2 - Not compatible with Shox tires

3 - Colour spokes require an additional 10 days lead-time

TIRES										Available			
64	APTIO1	Soft Urethane 1 1/4 "								20", 22" 24"		NC	□
65	APTIO2	Soft Urethane knobby 1 3/8 "								22", 24", 25", 26"		\$110	□
66	APTIO4	Soft Urethane - Shox 1"								22", 24", 25", 26"		\$130	□
67	APTIO5	Pneumatic 1 3/8 "								20", 22", 24", 25", 26"		STD	□
68	APTIO8	Pneumatic with Airless insert 1 3/8"								22", 24"		\$215	□
69	APTIO6	Pneumatic HP - 1"								20", 22", 24", 25", 26"		\$110	□
70	APTIO7	Pneumatic HP - Schwalbe Marathon Plus 1"								24", 25", 26"		\$190	□

HANDRIMS																
71	APHR01	Aluminum anodized										STD	□			
72	APHR07	Newton Air Grip <sup>1</sup>	Black <input type="checkbox"/>								WAMO	\$150	□			
73	APHR	Newton Air Grip <sup>1</sup>	(08) Sunkissed Orange <input type="checkbox"/>	(09) Burgundy <input type="checkbox"/>	(10) Sapphire Blue <input type="checkbox"/>	(11) Monster Green <input type="checkbox"/>	(12) Charcoal <input type="checkbox"/>	(13) Fuchsia <input type="checkbox"/>	(14) Steel Blue <input type="checkbox"/>	(15) Ferrari Red <input type="checkbox"/>	(16) Acid Green <input type="checkbox"/>	(17) White <input type="checkbox"/>	(18) Sky Blue <input type="checkbox"/>	WAMO	\$330	□
<b>Assembly position for aluminum and Newton AirGrip handrims</b>																
74	APHR29	Standard Handrim position			Full tab							STD	□			
75	APHR30	Narrow Handrim position			Short tab 2 positions							\$25	□			
76	APHR31	Super Narrow Handrim			Short tab 2 positions <input type="checkbox"/>	Short tab 1 position <input type="checkbox"/>						\$25	□			

HANDRIM													
77	APHR02	Plastic coated <sup>3</sup>									WAMO	\$160	□
78	APHR03	Q-Grip High friction Neoprene coated <sup>1,2,3</sup>									WAMO	\$430	□
79	APHR28	Surge <sup>1,2,3</sup>	(1-1/2" Oval handrim w/ Gripton high friction strip)									\$470	□
80	APHR05	Surge LT <sup>1,2,3</sup>	(1-1/8" Oval handrim w/ Gripton high friction strip)									\$500	□
81	APHR04	Natural Fit <sup>1,2,3</sup>										\$310	□
82	APHR99	Omit handrim										NC	□
<b>Thumb piece <sup>4</sup> selection for Natural Fit handrims</b>													
83	APHR23	Standard grip										\$190	□
84	APHR27	Super grip										\$220	□
85	APHR099	Omit thumb piece										NC	□

1 - Not available with Mag wheels

2 - Not available in 20"

3 - Only standard handrim position available

4 - Compatible with Surge, Surge LT handrims

AXLES													
86	APAX01	Quick release axle									WAMU	STD	□
87	APAX03	Quad release axle									WAMU	\$170	□

REAR WHEEL CAMBER													
88	APCM00	0° camber										STD	□
89	APCM02	2° camber										NC	□
90	APCM04	4° camber										NC	□
91	APCM06	6° camber										NC	□
92	APCM08	8° camber										NC	□

**CENTER OF GRAVITY**

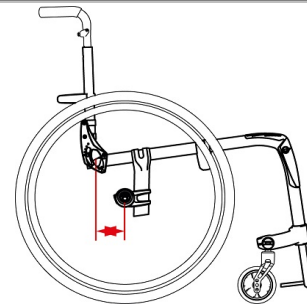
**Specify the position of rear wheel axle plate:**

Measure distance from front of back post to center of axle receiver.

0 - 6" range	Set At: _____ (inches)
--------------	------------------------

If not indicated, default setting is at 2,5"

If a configuration issue arises due to the choice of the Center Of Gravity (COG) Motion Composites reserves the right to reduce or increase the COG to the closest position.



WHEEL LOCK					
93	APWL08	Newton wheel lock - push to lock		STD	<input type="checkbox"/>
94	APWL04	Newton grade aid push to lock (suggested with pneumatic or high pressure tire)	WAMR	\$175	<input type="checkbox"/>
95	APWL13 APWL14	6" removable extension handle		\$67	<input type="checkbox"/>
96	APWL05	Scissor Lock		\$175	<input type="checkbox"/>
97	APWL99	Omit wheel locks		NC	<input type="checkbox"/>

		Height Adjustment			
98	APAR03	10" Desk Length	8 - 12" STD <input type="checkbox"/>	10 - 14" <input type="checkbox"/>	\$360 <input type="checkbox"/>
99	APAR04	14" Full Length	8 - 12" STD <input type="checkbox"/>	10 - 14" <input type="checkbox"/>	\$360 <input type="checkbox"/>

1 - May have a 1/2" adjustment restriction on both limits of the range

		Height Adjustment			
100	APAR05	Tubular arm pad	8 - 11"		\$295 <input type="checkbox"/>
101	APAR06	10" Desk length arm pad	8 - 11"		\$295 <input type="checkbox"/>
102	APAR99	Omit armrest			NC <input type="checkbox"/>

2 - not available with the Ultralight non-locking backrest

SIDE GUARDS (not available with "T" Armrest)					
103	APSG01	Plastic side guards (removable)	WAMV	\$225	<input type="checkbox"/>
104	APSG03	Carbon fiber side guards (removable)	WAMV	\$295	<input type="checkbox"/>
105	APSG06	Plastic fender side guards (removable) <sup>1</sup>	WAMV	\$320	<input type="checkbox"/>
106	APSG04	Carbon fiber fender side guards (removable)	WAMV	\$495	<input type="checkbox"/>
107	APSG99	Omit side guards		NC	<input type="checkbox"/>

1 - Not compatible with 20" and 22" rear wheels

POSITIONING BELT						
108	APSB01	Velcro adjustable	Standard 35" <input type="checkbox"/>	Long 60" <input type="checkbox"/>	\$45 <input type="checkbox"/>	
109	APSB02	Auto buckle	Standard 35" <input type="checkbox"/>	Long 60" <input type="checkbox"/>	\$55 <input type="checkbox"/>	
110	APSB07	Hardware attachment for 2 point seatbelt (1 pair)			NC <input type="checkbox"/>	
111	APSB03	Additional hardware for 2 extra attachment points (needed for the 4 point seat belt) (1 pair)			\$13 <input type="checkbox"/>	
112	APSB04	BodyPoint Hip Belt - 2 point non padded	Medium 56" <input type="checkbox"/>	Long 61" <input type="checkbox"/>	\$82 <input type="checkbox"/>	
113	APSB05	BodyPoint Hip Belt - 2 point padded	Small 51" <input type="checkbox"/>	Medium 56" <input type="checkbox"/>	Long 61" <input type="checkbox"/>	SERND0030 \$170 <input type="checkbox"/>
114	APSB06	BodyPoint Hip Belt - 4 point padded	Small 51" <input type="checkbox"/>	Medium 56" <input type="checkbox"/>	Long 61" <input type="checkbox"/>	SERND0020 \$195 <input type="checkbox"/>
115	APSB08	BodyPoint EVOFLEX® Positioning Belt Rehab latch and Band Clamps	Medium 18" <input type="checkbox"/>	Long 24" <input type="checkbox"/>	\$324 <input type="checkbox"/>	
116	APSB99	Omit positioning belt			STD <input type="checkbox"/>	

ACCESSORIES						
117	APAC03	Anti-tippers		\$115	<input type="checkbox"/>	
118	APAC05	WC-19 Transit Tie Down w/Q'straint belt <sup>1</sup>	Short belt 20-41" <input type="checkbox"/>	Long belt 20-46" <input type="checkbox"/>	\$345 <input type="checkbox"/>	
119	APAC08	Spoke guards <sup>2</sup>	Available: 20", 22", 24", 26"		WAMP \$145 <input type="checkbox"/>	
120	APAC10	Seat pouch			\$95 <input type="checkbox"/>	
121	APAC26	BodyPoint Mobility Bag			\$135 <input type="checkbox"/>	
122	APAC23	Newton Backpack			\$120 <input type="checkbox"/>	
123	APAC13	Tool kit			\$50 <input type="checkbox"/>	
124	APAC16	Motion Composites Polo Shirt	W/S <input type="checkbox"/>	W/M <input type="checkbox"/>	W/L <input type="checkbox"/>	\$32 <input type="checkbox"/>
			M/S <input type="checkbox"/>	M/M <input type="checkbox"/>	M/L <input type="checkbox"/>	
			M/XL <input type="checkbox"/>	M/XXL <input type="checkbox"/>	M/XXXL <input type="checkbox"/>	M/XXXXL <input type="checkbox"/>

1 - May interfere with the swing away armrest and the Clamp on height adjustable push handle

2 - Not available with Mag wheels and Spinergy

COLOR							
125	APFC	Highlight color:	(10) Ferrari Red <input type="checkbox"/>	(11) White <input type="checkbox"/>	(12) Black <input type="checkbox"/>	(13) Sunkissed Orange <input type="checkbox"/>	NC <input type="checkbox"/>
			(14) Sky Blue <input type="checkbox"/>	(15) Fuchsia <input type="checkbox"/>	(16) Acid Green <input type="checkbox"/>		
						<b>Total</b>	

**Notes :**